

















Cable Glands Junction Boxes



Signs & Symbols

The following signs and symbols will help you navigate our catalogue and understand the detailed product information.

Type	WISKA Type		Total length
WISKA-No.	WISKA Order-No.		Cable diameter
WISKA-No. RAL 3000	WISKA Order-No. flame red		Outer cable diameter below shield
WISKA-No. RAL 7001	WISKA Order-No. silver grey		Inner cable diameter below shield
WISKA-No. RAL 7035	WISKA Order-No. light grey		Quantity of cables
WISKA-No. RAL 9001	WISKA Order-No. cream		Key width
WISKA-No. RAL 9005	WISKA Order-No. jet black		Cable gland
	Packing unit		Drilling diameter
	Connection thread size		Wall thickness
	Connection thread size, outer thread		Length x width x height
	Connection thread size, inner thread		Collar diameter
	Length screw-in thread		

Content

Polyamide cable glands		7	POLYAMIDE
Polyamide accessories		21	POLYAMIDE ACCESSORIES
Membrane cable entries		33	MEMBRANE
Brass cable glands		39	BRASS
Brass accessories		53	BRASS ACCESSORIES
Maritime cable glands and accessories, brass		61	MARITIME
Stainless steel cable glands and accessories		73	STAINLESS STEEL
EMC cable glands and accessories, brass / stainless steel		81	EMC
EX e / i cable glands and accessories, polyamide / brass / stainless steel		91	EX E / I
EX d cable glands and accessories, brass		119	EX D
Venting, polyamide / brass / stainless steel		127	VENTING
British Standard (BS) 6121 cable glands, brass		137	BS 6121
Sealings, tools		145	SEALINGS, TOOLS
Junction boxes, plastic		157	JUNCTION BOXES
Technical data		171	TECHNICS
Index		177	INDEX



WISKA – Partner for Industry and Craft

Inconspicuous, but packed with high-tech

While they are rather inconspicuous, WISKA cable glands are state-of-the-art technology. They contain years of development work and innovative knowledge. WISKA cable glands are used in a variety of industries worldwide and play a reliable and important role in all installations.

The right solution for every application

90 years ago, the founders of WISKA developed the first plastic cable gland, creating an important basis for the company's current comprehensive product portfolio. The flexible SPRINT system offers cable glands made of polyamide, stainless steel and brass in nearly unlimited versions, from standard to highly-specialised. And if one product is missing, we will develop it for our customers. WISKA's CLIXX membrane cable entries also win customers over thanks to their simple assembly: simply clip in, insert cable and done. It is not only incredibly simple, it also saves time and money.



Innovation – Made in Germany

WISKA proves its great innovation by developing solutions for particularly demanding sectors. For example, in the Venting programme, WISKA engineers developed the first breathable cable glands to protect electrical systems from short circuits and corrosion. They are primarily used for applications where significant temperature fluctuations occur and the risk of condensation is very high, for example in light fittings. In the food and pharmaceutical industries, on the other hand, cleanliness is the most important factor. This is why WISKA has designed an easy-to-clean hygienic design product for use in these sectors.



Junction boxes for professional installers

WISKA's COMBI junction boxes provide real added value. With their bellied covers, they offer larger internal spaces, and therefore simpler and time-saving installation conditions. They particularly prove this advantage under extreme conditions: they are weather, UV and impact resistant and shatterproof, and therefore ideally suited to the extreme conditions of external installations.



- 1925 First cable gland made of plastic (ISOSTABIL)
- 1989 WISKA launches its SPRINT cable gland system
- 2000 First two-component cable entry worldwide (QUIXX)
- 2007 First breathing cable gland worldwide (VentGLAND)
- 2010 WISKA launches a membrane cable entry with strain relief (CLIXX)
- 2013 Comprehensive range for diverse industries, such as wind and solar energy, traffic engineering, shipbuilding, offshore, lighting technology, mechanical engineering, chemical and food industry




Quality comes from within

Safety, reliability, user-friendliness – that's what our customers expect from WISKA products. In order to fulfil these requirements, every process is controlled by WISKA. Materials selection and purchasing, research and development, production, testing procedures, consulting, sales, logistics, after-sales service – everything is provided by WISKA, and is controlled by tight quality management.

In Kaltenkirchen, WISKA has up-to-date production facilities and its own comprehensive research and development expertise. The company has invested heavily in, amongst other things, a new testing laboratory, plastic production, a logistics centre and a light assembly facility. WISKA has certified its quality management system according to ISO 9001:2008.





Polyamide cable glands

WISKA developed the first plastic cable glands as early as the 1920s. Since then, plastic, especially polyamide, components have been made in-house by WISKA at the company's own injection moulding facility at the Kaltenkirchen site.

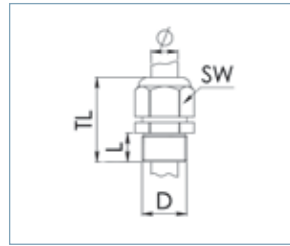
SPRINT cable glands, ESKV, metric, EN 50262



ESKV








ESKV-L








Protection class: IP 68, 5 bar 30 min / IP 69K
Glow wire test: 750 °C
Temperature range: -40 °C - 100 °C
Material: Gland: Polyamide, Gasket: EPDM

ESKV

Type	WISKA-No. RAL 7035	WISKA-No. RAL 7001	WISKA-No. RAL 9005	 D (mm)	 L (mm)	 (mm)	 SW (mm)	TL (mm)	
ESKV 12	10066410	10066380	10066120	M 12x1,5	9	3 - 7	16	29 - 34	50
ESKV 16	10066411	10066381	10066121	M 16x1,5	9	4,5 - 10	20	31 - 37	50
ESKV 20	10066412	10066382	10066122	M 20x1,5	10	6 - 13	24	36 - 45	50
ESKV 20 PLUS*	10061789	10061865	10061864	M 20x1,5	10	7,5 - 14	24	36 - 45	50
ESKV 25	10066413	10066383	10066123	M 25x1,5	10	9 - 17	29	38 - 47	50
ESKV 32	10066414	10066384	10066124	M 32x1,5	12	13 - 21	36	42 - 51	25
ESKV 40	10066415	10066385	10066125	M 40x1,5	12	16 - 28	46	52 - 65	10
ESKV 50	10066416	10066386	10066126	M 50x1,5	14	21 - 35	55	59 - 72	4
ESKV 63	10066417	10066387	10066127	M 63x1,5	15	34 - 48	68	64 - 78	3

ESKV-L, long

Type	WISKA-No. RAL 7035	WISKA-No. RAL 7001	WISKA-No. RAL 9005	 D (mm)	 L (mm)	 (mm)	 SW (mm)	TL (mm)	
ESKV-L 12	10066390	10066516	10066500	M 12x1,5	15	3 - 7	16	35 - 40	50
ESKV-L 16	10066391	10066517	10066501	M 16x1,5	15	4,5 - 10	20	37 - 43	50
ESKV-L 20	10066392	10066518	10066502	M 20x1,5	15	6 - 13	24	41 - 50	50
ESKV-L 25	10066393	10066519	10066503	M 25x1,5	15	9 - 17	29	43 - 52	50
ESKV-L 32	10066394	10066520	10066504	M 32x1,5	15	13 - 21	36	45 - 54	25
ESKV-L 40	10066395	10066521	10066505	M 40x1,5	18	16 - 28	46	58 - 71	10
ESKV-L 50	10066396	10066522	10066506	M 50x1,5	18	21 - 35	55	63 - 76	10
ESKV-L 63	10066397	10066523	10066507	M 63x1,5	18	34 - 48	68	67 - 81	10

Recommended accessories



EMUG
Page 21

RDE
Page 147

MFD
Page 150

BS
Page 152

EADR
Page 155

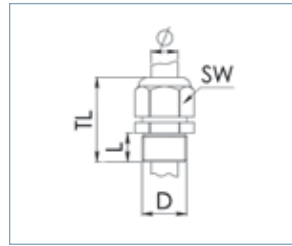
SPRINT cable glands LowTemp, ESKV LT, metric, EN 50262



ESKV LT



ESKV-L LT



Protection class: IP 68, 5 bar 30 min / IP 69K
Glow wire test: 750 °C
Temperature range: -60 °C - 100 °C
Material: Gland: Polyamide, Gasket: Silicone

ESKV LT

Type	WISKA-No. RAL 7035	WISKA-No. RAL 7001	WISKA-No. RAL 9005					TL (mm)	
ESKV 12 LT	10062763	10061917	10061490	M 12x1,5	9	3 - 7	16	29 - 34	50
ESKV 16 LT	10062777	10061957	10061499	M 16x1,5	9	4,5 - 10	20	31 - 37	50
ESKV 20 LT	10062778	10061121	10061509	M 20x1,5	10	6 - 13	24	36 - 45	50
ESKV 25 LT	10062779	10061463	10061518	M 25x1,5	10	9 - 17	29	38 - 47	50
ESKV 32 LT	10062780	10061491	10061799	M 32x1,5	12	13 - 21	36	42 - 51	25
ESKV 40 LT	10062781	10061500	10061853	M 40x1,5	12	16 - 28	46	52 - 65	10
ESKV 50 LT	10062782	10061510	10061866	M 50x1,5	14	21 - 35	55	59 - 72	4
ESKV 63 LT	10062800	10061644	10061911	M 63x1,5	15	34 - 48	68	64 - 78	3

ESKV-L LT, long

Type	WISKA-No. RAL 7035	WISKA-No. RAL 7001	WISKA-No. RAL 9005					TL (mm)	
ESKV-L 12 LT	10062737	10061512	10061690	M 12x1,5	15	3 - 7	16	35 - 40	50
ESKV-L 16 LT	10062738	10061691	10061855	M 16x1,5	15	4,5 - 10	20	37 - 43	50
ESKV-L 20 LT	10062739	10061860	10061868	M 20x1,5	15	6 - 13	24	41 - 50	50
ESKV-L 25 LT	10062758	10061869	10061907	M 25x1,5	15	9 - 17	29	43 - 52	50
ESKV-L 32 LT	10062759	10061908	10061919	M 32x1,5	15	13 - 21	36	45 - 54	25
ESKV-L 40 LT	10062760	10061951	10061950	M 40x1,5	18	16 - 28	46	58 - 71	10
ESKV-L 50 LT	10062761	10061494	10061493	M 50x1,5	18	21 - 35	55	63 - 76	10
ESKV-L 63 LT	10062762	10061504	10061502	M 63x1,5	18	34 - 48	68	67 - 76	10

Recommended accessories



MUG
Page 21

RDE-LT
Page 148

BS
Seite 152

ORD-S
Page 154

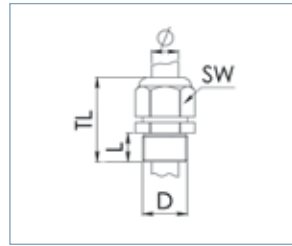
SPRINT cable glands with accessories, ESKV, metric, EN 50262



ESKV-SET








ESKV-RDE








Protection class: IP 68, 5 bar 30 min / IP 69K
Glow wire test: 750 °C
Temperature range: -40 °C - 100 °C
Material: Gland: Polyamide, Gasket: EPDM


ESKV-SET, with locknut

Type	WISKA-No. RAL 7035			 (mm)	 (mm)	TL (mm)	
ESKV-SET 12	10066524	M 12x1,5	9	3 - 7	16	29 - 34	50
ESKV-SET 16	10066525	M 16x1,5	9	4,5 - 10	20	31 - 37	50
ESKV-SET 20	10066526	M 20x1,5	10	6 - 13	24	36 - 45	50
ESKV-SET 25	10066527	M 25x1,5	10	9 - 17	29	38 - 47	50
ESKV-SET 32	10066528	M 32x1,5	12	13 - 21	36	42 - 51	25
ESKV-SET 40	10066529	M 40x1,5	12	16 - 28	46	52 - 65	10
ESKV-SET 50	10066530	M 50x1,5	14	21 - 35	55	59 - 72	4
ESKV-SET 63	10066531	M 63x1,5	15	34 - 48	68	64 - 78	3

ESKV-RDE, with reduction sealing insert

Type	WISKA-No. RAL 7035	WISKA-No. RAL 7001	WISKA-No. RAL 9005			 (mm)	 (mm)	TL (mm)	
ESKV-RDE 12	10064976	10064984	10064992	M 12x1,5	9	1 - 7	16	29 - 34	50
ESKV-RDE 16	10064977	10064985	10064993	M 16x1,5	9	2 - 10	20	31 - 37	50
ESKV-RDE 20	10064978	10064986	10064994	M 20x1,5	10	4 - 13	24	36 - 45	50
ESKV-RDE 25	10064979	10064987	10064995	M 25x1,5	10	7 - 17	29	38 - 47	50
ESKV-RDE 32	10064980	10064988	10064996	M 32x1,5	12	9 - 21	36	42 - 51	25
ESKV-RDE 40	10064981	10064989	10064997	M 40x1,5	12	12 - 28	46	52 - 65	10
ESKV-RDE 50	10064982	10064990	10064998	M 50x1,5	14	16 - 35	55	59 - 72	4
ESKV-RDE 63	10064983	10064991	10064999	M 63x1,5	15	28 - 48	68	64 - 78	3

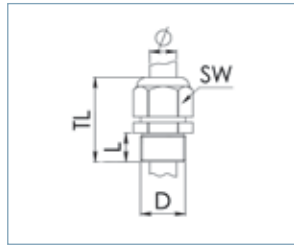
Recommended accessories



SPRINT cable glands flame-retardant, ESKV-F, metric, EN 50262



ESKV-F



Protection class: IP 68, 5 bar 30 min / IP 69K
Glow wire test: 960 °C
Temperature range: -40 °C - 100 °C
Material: Gland: Polyamide, flame-retardant, Gasket: EPDM

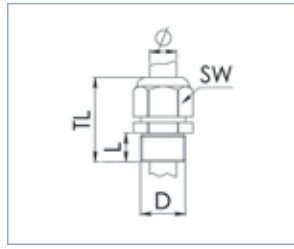
Type	WISKA-No. RAL 7035	D (mm)	L (mm)	SW (mm)	SW (mm)	TL (mm)	
ESKV-F 12	10064626	M 12x1,5	9	3 - 7	16	29 - 34	50
ESKV-F 16	10064627	M 16x1,5	9	4,5 - 10	20	31 - 37	50
ESKV-F 20	10064628	M 20x1,5	10	6 - 13	24	36 - 45	50
ESKV-F 25	10064629	M 25x1,5	10	9 - 17	29	38 - 47	50
ESKV-F 32	10064630	M 32x1,5	12	13 - 21	36	42 - 51	25
ESKV-F 40	10064631	M 40x1,5	12	16 - 28	46	52 - 65	10
ESKV-F 50	10064632	M 50x1,5	14	21 - 35	55	59 - 72	4
ESKV-F 63	10064633	M 63x1,5	15	34 - 48	68	64 - 78	3

Recommended accessories

EMUF Page 22	RDE Page 147	MFD Page 150	BS Page 152	EADR Page 155

POLYAMIDE
POLYAMIDE ACCESSORIES
MEMBRANE
BRASS
BRASS ACCESSORIES
MARITIME
STAINLESS STEEL
EMC
EX E / I
EX D
VENTING
BS 6121
SEALINGS, TOOLS
JUNCTION BOXES
TECHNICS
INDEX

Cable glands with strain relief, SKV, PG



SKV



Protection class: IP 68, 5 bar 30 min
 Glow wire test: 750 °C
 Temperature range: -40 °C - 100 °C
 Material: Gland: Polyamide, Gasket: EPDM

Type	WISKA-No. RAL 7035	WISKA-No. RAL 7001	WISKA-No. RAL 9005					TL (mm)	
SKV 7	10066400	10066001	10066191	PG 7	9	3 · 6	15	28 · 32	50
SKV 9	10066401	10066002	10066192	PG 9	9	4 · 8	19	32 · 36	50
SKV 11	10066402	10066003	10066193	PG 11	9	5 · 10	22	33 · 39	50
SKV 13,5	10066403	10066004	10066194	PG 13,5	10	6 · 12	24	35 · 41	50
SKV 16	10066404	10066005	10066195	PG 16	11	8 · 14	27	38 · 44	50
SKV 21	10066405	10066006	10066196	PG 21	11	10 · 18	33	43 · 50	25
SKV 29	10066406	10066007	10066197	PG 29	12	16 · 25	42	47 · 56	20
SKV 36	10066407	10066008	10066198	PG 36	14	22 · 32	53	56 · 65	10
SKV 42	10066408	10066009	10066199	PG 42	14	28 · 38	60	58 · 67	5
SKV 48	10066409	10066010	10066200	PG 48	15	36 · 44	65	60 · 68	4

Recommended accessories



MUG
Page 21



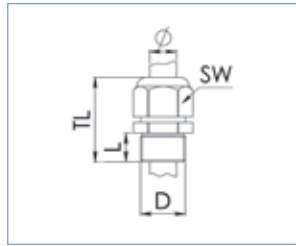
ADR
Page 155

POLYAMIDE
 POLYAMIDE ACCESSORIES
 MEMBRANE
 BRASS
 BRASS ACCESSORIES
 MARTIME
 STAINLESS STEEL
 EMC
 EX E / I
 EX D
 VENTING
 BS 6121
 SEALINGS, TOOLS
 JUNCTION BOXES
 TECHNIQS
 INDEX

SPRINT cable glands, NSKV, NPT




NSKV



Protection class: IP 68, 5 bar 30 min / IP 69K
Glow wire test: 750 °C
Temperature range: -40 °C - 100 °C
Material: Gland: Polyamide, Gasket: EPDM

Type	WISKA-No. RAL 7035	WISKA-No. RAL 9005					TL (mm)	
NSKV 1/4	10062655	10061854	NPT 1/4"	15	3 · 7	16	33 · 38	50
NSKV 3/8	10062656	10061867	NPT 3/8	15	4,5 · 10	20	35 · 41	50
NSKV 1/2	10062657	10061906	NPT 1/2"	15	6 · 13	24	42 · 51	50
NSKV 3/4	10062658	10061918	NPT 3/4"	15	9 · 17	29	44 · 53	50
NSKV 1	10062659	10061041	NPT 1"	15	13 · 21	36	50 · 59	25
NSKV 1 1/4	10062731	10061492	NPT 1 1/4"	18	16 · 28	46	60 · 73	10
NSKV 1 1/2	10062732	10061501	NPT 1 1/2"	18	21 · 35	55	65 · 78	4
NSKV 2	10062736	10061511	NPT 2"	18	34 · 48	68	69 · 83	3

Recommended accessories



RDE
Page 147

MFD
Page 150

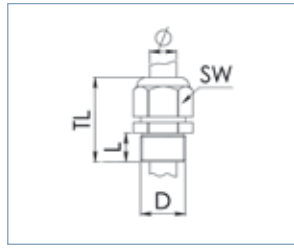
BS
Page 152

EADR
Page 155

SPRINT cable glands LowTemp, NSKV LT, NPT



NSKV LT



Protection class: IP 68, 5 bar 30 min / IP 69K
Glow wire test: 750 °C
Temperature range: -60 °C - 100 °C
Material: Gland: Polyamide, Gasket: Silicone

Type	WISKA-No. RAL 7035	WISKA-No. RAL 9005					TL (mm)	
NSKV 1/4 LT	10061513	10061495	NPT 1/4"	15	3 · 7	16	34 · 39	50
NSKV 3/8 LT	10061694	10061505	NPT 3/8	15	4,5 · 10	20	36 · 43	50
NSKV 1/2 LT	10061861	10061514	NPT 1/2"	15	6 · 13	24	42 · 51	50
NSKV 3/4 LT	10061870	10061745	NPT 3/4"	15	9 · 17	29	44 · 53	50
NSKV 1 LT	10061909	10061862	NPT 1"	15	13 · 21	36	50 · 59	25
NSKV 1 1/4 LT	10061952	10061910	NPT 1 1/4"	18	16 · 28	46	60 · 72	10
NSKV 1 1/2 LT	10061972	10061953	NPT 1 1/2"	18	21 · 35	55	65 · 79	4
NSKV 2 LT	10061435	10061496	NPT 2"	18	34 · 48	68	69 · 84	3

Recommended accessories



RDE-LT
Page 148

ORD-S
Page 154

POLYAMIDE
 POLYAMIDE ACCESSORIES
 MEMBRANE
 BRASS
 BRASS ACCESSORIES
 MARTIME
 STAINLESS STEEL
 EMC
 EX E / I
 EX D
 VENTING
 BS 6121
 SEALINGS, TOOLS
 JUNCTION BOXES
 TECHNIQS
 INDEX

SPRINT cable glands with bend protection



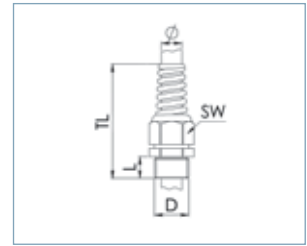
ESKVS



ESKVS-L



SKVS



Protection class: IP 68, 5 bar 30 min / IP 69K
 Glow wire test: 750 °C
 Temperature range: -40 °C - 100 °C
 Material: Gland: Polyamide, Gasket: EPDM

ESKVS, metric, EN 50262

Type	WISKA-No. RAL 7035	WISKA-No. RAL 9005	D (mm)	L (mm)	Ø (mm)	SW (mm)	TL (mm)	
ESKVS 12	10060757	10061276	M 12x1,5	9	3 - 7	16	72 - 77	100
ESKVS 16	10060758	10061277	M 16x1,5	9	4,5 - 10	20	82 - 88	100
ESKVS 20	10060759	10061278	M 20x1,5	10	6 - 13	24	103 - 112	50
ESKVS 25	10060760	10061279	M 25x1,5	10	9 - 17	29	119 - 128	25
ESKVS 32	10060761	10061283	M 32x1,5	12	13 - 21	36	138 - 147	10

ESKVS-L, metric, long, EN 50262

Type	WISKA-No. RAL 7035	WISKA-No. RAL 9005	D (mm)	L (mm)	Ø (mm)	SW (mm)	TL (mm)	
ESKVS-L 12	10061210	10061215	M 12x1,5	15	3 - 7	16	78 - 83	100
ESKVS-L 16	10061211	10061216	M 16x1,5	15	4,5 - 10	20	88 - 94	100
ESKVS-L 20	10061212	10061217	M 20x1,5	15	6 - 13	24	108 - 117	50
ESKVS-L 25	10061213	10061219	M 25x1,5	15	9 - 17	29	124 - 133	25
ESKVS-L 32	10061214	10061220	M 32x1,5	15	13 - 21	36	141 - 150	10

SKVS, strain relief, PG

Type	WISKA-No. RAL 7035	WISKA-No. RAL 9005	D (mm)	L (mm)	Ø (mm)	SW (mm)	TL (mm)	
SKVS 7	10060615	10061871	PG 7	8	3 - 6,5	15	68	100
SKVS 9	10060616	10061872	PG 9	8	4 - 8	19	80	100
SKVS 11	10060617	10061873	PG 11	8	5 - 10	22	92	50
SKVS 13,5	10060618	10061874	PG 13,5	9	6 - 12	24	105	25
SKVS 16	10060619	10061875	PG 16	10	10 - 14	27	119	25
SKVS 21	10060620	10061876	PG 21	11	13 - 18	33	139	10

Recommended accessories



EMUG Page 22 RDE Page 147 MFD Page 150 BS Page 152 EADR Page 155

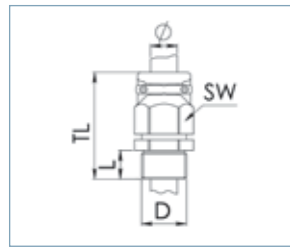
SPRINT cable glands with external strain relief, ESKVZ, metric, EN 50262



ESKVZ



ESKVZ-L



Protection class: IP 68, 5 bar 30 min / IP 69K
 Glow wire test: 750 °C
 Temperature range: -40 °C - 100 °C
 Material: Gland: Polyamide, Gasket: EPDM

ESKVZ

Type	WISKA-No. RAL 7035	WISKA-No. RAL 9005	D (mm)	L (mm)	SW (mm)	TL (mm)		
ESKVZ 12	10060722	10061475	M 12x1,5	9	3 - 7	16	38 - 43	100
ESKVZ 16	10060723	10061476	M 16x1,5	9	4,5 - 10	20	40 - 46	100
ESKVZ 20	10060724	10061477	M 20x1,5	10	6 - 13	24	49 - 58	50
ESKVZ 25	10060725	10061478	M 25x1,5	10	9 - 17	29	51 - 60	25
ESKVZ 32	10060727	10061479	M 32x1,5	12	13 - 21	36	57 - 66	10

ESKVZ-L, long

Type	WISKA-No. RAL 7035	WISKA-No. RAL 9005	D (mm)	L (mm)	SW (mm)	TL (mm)		
ESKVZ-L 12	10061465	10061470	M 12x1,5	15	3 - 7	16	44 - 49	100
ESKVZ-L 16	10061466	10061471	M 16x1,5	15	4,5 - 10	20	46 - 52	100
ESKVZ-L 20	10061467	10061472	M 20x1,5	15	6 - 13	24	54 - 63	50
ESKVZ-L 25	10061468	10061473	M 25x1,5	15	9 - 17	29	56 - 65	25
ESKVZ-L 32	10061469	10061474	M 32x1,5	15	13 - 21	36	60 - 69	10

Recommended accessories



EMUF Page 22 RDE Page 147 MFD Page 150 BS Page 152 EADR Page 155

POLYAMIDE
 POLYAMIDE ACCESSORIES
 MEMBRANE
 BRASS
 BRASS ACCESSORIES
 MARTIME
 STAINLESS STEEL
 EMC
 EX E / I
 EX D
 VENTING
 BS 6121
 SEALINGS, TOOLS
 JUNCTION BOXES
 TECHNIQS
 INDEX

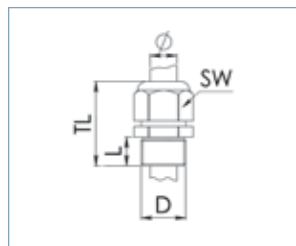
Cable glands with strain relief, WISKONUS, metric



WISKONUS



WISKONUS SET



Protection class: IP 66
 Temperature range: -20 °C - 80 °C
 Material: Gland: Polyamide, Gasket: EPDM

WISKONUS

Type	WISKA-No. RAL 7035					TL (mm)	
WISKONUS 12	10063257	M 12x1,5	9	4 - 6	15	28 - 32	50
WISKONUS 16	10063258	M 16x1,5	9	5 - 8	19	32 - 36	50
WISKONUS 20	10063259	M 20x1,5	10	7 - 12	24	35 - 41	50
WISKONUS 25	10063260	M 25x1,5	11	9 - 14	27	38 - 44	50
WISKONUS 32	10063261	M 32x1,5	11	13 - 17	33	43 - 50	25
WISKONUS 40	10063262	M 40x1,5	12	17 - 24	42	47 - 56	10
WISKONUS 50	10063263	M 50x1,5	14	23 - 32	53	56 - 65	4
WISKONUS 63	10063264	M 63x1,5	15	37 - 44	65	60 - 68	3

WISKONUS-SET, with locknut

Type	WISKA-No. RAL 7035					TL (mm)	
WISKONUS-SET 12	10063249	M 12x1,5	9	4 - 6	15	28 - 32	50
WISKONUS-SET 16	10063250	M 16x1,5	9	5 - 8	19	32 - 36	50
WISKONUS-SET 20	10063251	M 20x1,5	10	7 - 12	24	35 - 41	50
WISKONUS-SET 25	10063252	M 25x1,5	11	9 - 14	27	38 - 44	50
WISKONUS-SET 32	10063253	M 32x1,5	11	13 - 17	33	43 - 50	25
WISKONUS-SET 40	10063254	M 40x1,5	12	17 - 24	42	47 - 56	10
WISKONUS-SET 50	10063255	M 50x1,5	14	23 - 32	53	56 - 65	4
WISKONUS-SET 63	10063256	M 63x1,5	15	37 - 44	65	60 - 68	3

Recommended accessories

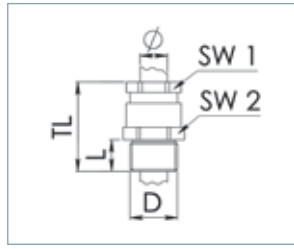
EMUG
Page 21

EADR
Page 155







CONE cable glands, KVG, PG



KVG



Protection class: IP 54
 Temperature range: -20 °C - 80 °C
 Material: Polyamide, fibre reinforced

Type	WISKA-No. RAL 7035	 D (mm)	 L (mm)	 (mm)	 SW 1 (mm)	 SW 2 (mm)	TL (mm)	
KVG 7	10060141	PG 7	8	3,5 - 6	13	15	28	50
KVG 9	10060142	PG 9	8	4,5 - 7	16	19	30	50
KVG 11	10060143	PG 11	8	6 - 9	19	22	31	50
KVG 13,5	10060144	PG 13,5	9	9 - 12	21	24	35	50
KVG 16	10060145	PG 16	10	11 - 14	23	27	38	50
KVG 21	10060146	PG 21	11	14 - 18	30	33	43	25
KVG 29	10060147	PG 29	11	18 - 25	40	42	44	20
KVG 36	10060148	PG 36	13	25 - 32	50	53	54	10
KVG 42	10060149	PG 42	13	30 - 38	55	60	57	10
KVG 48	10060150	PG 48	15	38 - 44	60	65	60	5

Recommended accessories



MUG
Page 21



ADR
Page 155

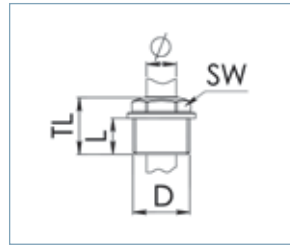
Twisting sleeves, EMN, metric



EMN



EMN-O



Protection class: IP 54
 Temperature range: -20 °C - 80 °C
 Material: Polyethylene

EMN, without aperture

Type	WISKA-No. RAL 7035					TL (mm)	
EMN 12	50061000	M 12x1,5	10	3,5 - 6	12	17	100
EMN 16	50061001	M 16x1,5	9	5 - 10	15	17	100
EMN 20	50061002	M 20x1,5	12	8 - 13,5	19	20	50
EMN 25	50061003	M 25x1,5	12	9 - 16	24	22	25
EMN 32	50061004	M 32x1,5	14	11 - 22	30	25	20
EMN 40	50061005	M 40x1,5	16	17 - 24	37	28	20
EMN 50	50061006	M 50x1,5	18	22 - 35	46	31	10
EMN 63	50061007	M 63x1,5	20	24 - 43	56	37	5

EMN-O, with aperture

Type	WISKA-No. RAL 7035					TL (mm)	
EMN-O 12	50062292	M 12x1,5	10	3,5 - 6	12	17	100
EMN-O 16	50062293	M 16x1,5	9	5 - 10	15	17	100
EMN-O 20	50062294	M 20x1,5	12	8 - 13,5	19	20	50
EMN-O 25	50062295	M 25x1,5	12	9 - 16	24	22	25
EMN-O 32	50062296	M 32x1,5	14	11 - 22	30	25	20
EMN-O 40	50062297	M 40x1,5	16	17 - 24	37	28	20
EMN-O 50	50062298	M 50x1,5	18	22 - 35	46	31	10
EMN-O 63	50062299	M 63x1,5	20	24 - 43	56	37	5

Recommended accessories

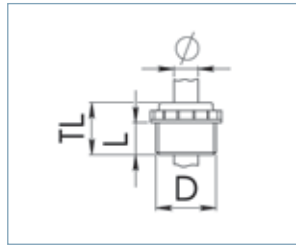


EMUG
Page 21



EADR
Page 155





Twisting sleeves, without aperture, PG



MN



Protection class: IP 54
 Temperature range: -20 °C - 80 °C
 Material: Polyethylene

Type	WISKA-No. RAL 7035	 (mm)	 (mm)	 (mm)	TL (mm)	
MN 9	10060748	PG 9	9	6 - 8	16	100
MN 11	10060749	PG 11	9,5	7 - 10	18,5	100
MN 13,5	10060750	PG 13,5	11,5	9 - 12	21	100
MN 16	10060751	PG 16	12	9 - 14	22	100
MN 21	10060752	PG 21	14	11 - 17	24,5	50
MN 29	10060753	PG 29	15	17 - 24	25	25
MN 36	10060754	PG 36	18,5	24 - 35	31,5	15
MN 42	10060755	PG 42	22,5	31 - 39	36,5	8
MN 48	10060756	PG 48	24	22 - 43	43	5

Recommended accessories



MUG
Page 21



ADR
Page 155

POLYAMIDE
 POLYAMIDE ACCESSORIES
 MEMBRANE
 BRASS
 BRASS ACCESSORIES
 MARTIME
 STAINLESS STEEL
 EMC
 EX E / I
 EX D
 VENTING
 BS 6121
 SEALINGS, TOOLS
 JUNCTION BOXES
 TECHNIQS
 INDEX

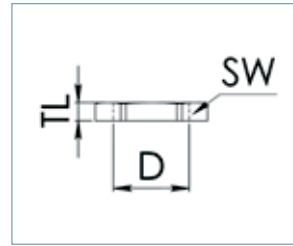
Locknuts



EMUG



MUG






Temperature range:

-40 °C - 100 °C




Material:

Polyamide, fibre reinforced

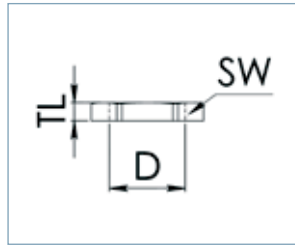
EMUG, metric

Type	WISKA-No. RAL 7035	WISKA-No. RAL 7001	WISKA-No. RAL 9005	 D (mm)	 SW (mm)	TL (mm)	
EMUG 12	10060770	10062712	10061780	M 12x1,5	18	5	100
EMUG 16	10060771	10062713	10061781	M 16x1,5	22	5	100
EMUG 20	10060772	10062714	10061782	M 20x1,5	27	5	100
EMUG 25	10060773	10062715	10061783	M 25x1,5	32	6	100
EMUG 32	10060774	10062716	10061784	M 32x1,5	40	6	100
EMUG 40	10060775	10062717	10061785	M 40x1,5	50	7	50
EMUG 50	10060776	10062718	10061786	M 50x1,5	60	7	25
EMUG 63	10060777	10062719	10061787	M 63x1,5	75	7	10

MUG, PG

Type	WISKA-No. RAL 7035	WISKA-No. RAL 9005	 D (mm)	 SW (mm)	TL (mm)	
MUG 7	10060670	10060680	PG 7	19	5	100
MUG 9	10060671	10060681	PG 9	22	5	100
MUG 11	10060672	10060682	PG 11	24	5	100
MUG 13,5	10060673	10060683	PG 13,5	27	6	100
MUG 16	10060674	10060684	PG 16	30	6	100
MUG 21	10060675	10060685	PG 21	36	7	100
MUG 29	10060676	10060686	PG 29	46	7	50
MUG 36	10060677	10060687	PG 36	60	8	25
MUG 42	10060678	10060688	PG 42	65	8	25
MUG 48	10060679	10060689	PG 48	70	8	10

Locknuts flame-retardant, EMUF, metric



EMUF



Glow wire test: 960 °C
 Temperature range: -40 °C - 100 °C
 Material: Polyamide, flame retardant

Type	WISKA-No. RAL 7035	WISKA-No. RAL 9005	D (mm)	SW (mm)	TL (mm)	
EMUF 12	10060810	10061770	M 12x1,5	18	5	100
EMUF 16	10060811	10061771	M 16x1,5	22	5	100
EMUF 20	10060812	10061772	M 20x1,5	27	5	100
EMUF 25	10060813	10061773	M 25x1,5	32	6	100
EMUF 32	10060814	10061774	M 32x1,5	40	6	100
EMUF 40	10060815	10061775	M 40x1,5	50	7	50
EMUF 50	10060816	10061776	M 50x1,5	60	7	25
EMUF 63	10060817	10061777	M 63x1,5	75	7	10

POLYAMIDE
 POLYAMIDE ACCESSORIES
 MEMBRANE
 BRASS
 BRASS ACCESSORIES
 MARTIME
 STAINLESS STEEL
 EMC
 EX E / I
 EX D
 VENTING
 BS 6121
 SEALINGS, TOOLS
 JUNCTION BOXES
 TECHNIQS
 INDEX

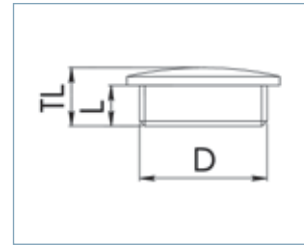
Stop ends



EVSG



VSG



Protection class: IP 56
 Temperature range: -40 °C - 100 °C
 Material: Polyamide, fibre reinforced

EVSG, metric

Type	WISKA-No. RAL 7035	WISKA-No. RAL 7001	WISKA-No. RAL 9005			TL (mm)	
EVSG 12	10060624	10062514	10061830	M 12x1,5	6	8	100
EVSG 16	10060625	10062515	10061831	M 16x1,5	6	9	100
EVSG 20	10060626	10062516	10061832	M 20x1,5	6	9,5	100
EVSG 25	10060627	10062517	10061833	M 25x1,5	8	11,5	100
EVSG 32	10060628	10062518	10061834	M 32x1,5	8	12	100
EVSG 40	10060629	10062519	10061835	M 40x1,5	8	13	50
EVSG 50	10060630	10062520	10061836	M 50x1,5	10	15	50
EVSG 63	10060631	10062521	10061837	M 63x1,5	12	17	25

VSG, PG

Type	WISKA-No. RAL 7035			TL (mm)	
VSG 7	50060728	PG 7	6	8	100
VSG 9	50060729	PG 9	6	9	100
VSG 11	50060730	PG 11	6	9	100
VSG 13,5	50060731	PG 13,5	6	9,5	100
VSG 16	10060732	PG 16	6	9,5	100
VSG 21	50060733	PG 21	8	11	100
VSG 29	50060734	PG 29	8	12	100
VSG 36	50060735	PG 36	10	15	25
VSG 42	50060736	PG 42	10	16	25
VSG 48	50060737	PG 48	12	16	25

Recommended accessories



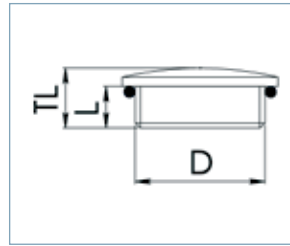
EMUG
Page 21

MUG
Page 21

EADR
Page 155

ADR
Page 155

Stop ends with mounted O-ring seal, EVSG-ORD, metric



EVSG-ORD



Protection class: IP 68
 Temperature range: -40 °C - 100 °C
 Material: Stop end: Polyamide, fibre reinforced, Gasket: EPDM

Type	WISKA-No. RAL 7035	WISKA-No. RAL 7001	WISKA-No. RAL 9005	D (mm)	L (mm)	TL (mm)	
EVSG-ORD 12	10064634	10064650	10064642	M 12x1,5	6	8	100
EVSG-ORD 16	10064635	10064651	10064643	M 16x1,5	6	9	100
EVSG-ORD 20	10064636	10064652	10064644	M 20x1,5	6	9,5	100
EVSG-ORD 25	10064637	10064653	10064645	M 25x1,5	8	11,5	100
EVSG-ORD 32	10064638	10064654	10064646	M 32x1,5	8	12	100
EVSG-ORD 40	10064639	10064655	10064647	M 40x1,5	8	13	50
EVSG-ORD 50	10064640	10064656	10064648	M 50x1,5	10	15	50
EVSG-ORD 63	10064641	10064657	10064649	M 63x1,5	12	17	25

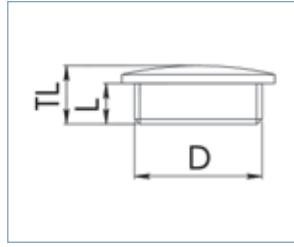
Recommended accessories



Stop ends flame-retardant, EVSF, metric



EVSF



Protection class: IP 56
 Glow wire test: 960 °C
 Temperature range: -40 °C - 100 °C
 Material: Polyamide, flame retardant

Type	WISKA-No. RAL 7035			TL (mm)	
EVSF 12	10064666	M 12x1,5	6	8	100
EVSF 16	10064667	M 16x1,5	6	9	100
EVSF 20	10064668	M 20x1,5	6	9,5	100
EVSF 25	10064669	M 25x1,5	8	10	100
EVSF 32	10064670	M 32x1,5	8	13,5	100
EVSF 40	10064671	M 40x1,5	8	15	50
EVSF 50	10064672	M 50x1,5	10	16	50
EVSF 63	10064673	M 63x1,5	12	16	25

Recommended accessories



POLYAMIDE
 POLYAMIDE ACCESSORIES
 MEMBRANE
 BRASS
 BRASS ACCESSORIES
 MARTIME
 STAINLESS STEEL
 EMC
 EX E / I
 EX D
 VENTING
 BS 6121
 SEALINGS, TOOLS
 JUNCTION BOXES
 TECHNICS
 INDEX

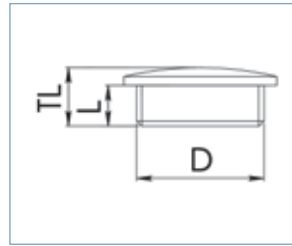
Stop ends



EVS



VS



Protection class: IP 56
 Temperature range: -20 °C - 60 °C
 Material: Polystyrene, impact resistant

EVS, metric

Type	WISKA-No. RAL 7035	WISKA-No. RAL 7001	WISKA-No. RAL 9005			TL (mm)	
EVS 12	10062490	10064658	10062498	M 12x1,5	6	8	100
EVS 16	10062491	10064659	10062499	M 16x1,5	6	9	100
EVS 20	10062492	10064660	10062500	M 20x1,5	6	9,5	100
EVS 25	10062493	10064661	10062501	M 25x1,5	8	11,5	100
EVS 32	10062494	10064662	10062502	M 32x1,5	8	12	100
EVS 40	10062495	10064663	10062503	M 40x1,5	8	13	50
EVS 50	10062496	10064664	10062504	M 50x1,5	10	15	50
EVS 63	10062497	10064665	10062505	M 63x1,5	12	17	25

VS, PG

Type	WISKA-No. RAL 7035	WISKA-No. RAL 9005			TL (mm)	
VS 7	50060708	50061761	PG 7	6	8	100
VS 9	50060709	50061762	PG 9	6	9	100
VS 11	50060710	50061763	PG 11	6	9	100
VS 13,5	50060711	50061764	PG 13,5	6	9,5	100
VS 16	10060712	10061642	PG 16	6	9,5	100
VS 21	50060713	50061765	PG 21	8	11	100
VS 29	50060714	50061766	PG 29	8	12	100
VS 36	50060715	50061767	PG 36	10	15	25
VS 42	50060716	50061768	PG 42	10	16	25
VS 48	50060717	50061769	PG 48	12	16	25

Recommended accessories



POLYAMIDE
 POLYAMIDE ACCESSORIES
 MEMBRANE
 BRASS
 BRASS ACCESSORIES
 MARITIME
 STAINLESS STEEL
 EMC
 EX E / I
 EX D
 VENTING
 BS 6121
 SEALINGS, TOOLS
 JUNCTION BOXES
 TECHNIQS
 INDEX

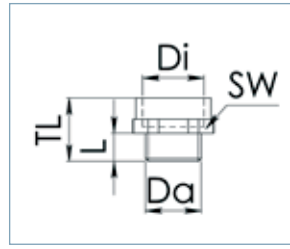
Enlargement adaptors



KEM



KEP



Temperature range:

-40 °C - 100 °C

Material:

Polyamide, fibre reinforced

KEM, metric-metric

Type	WISKA-No. RAL 7035					TL (mm)	
KEM 12/16	10063570	M 12x1,5	M 16x1,5	9	20	27	100
KEM 16/20	10063571	M 16x1,5	M 20x1,5	9	24	27	100
KEM 20/25	10063572	M 20x1,5	M 25x1,5	9	29	27	100
KEM 25/32	10063573	M 25x1,5	M 32x1,5	10	36	28	100
KEM 32/40	10063574	M 32x1,5	M 40x1,5	12	46	30	50
KEM 40/50	10063575	M 40x1,5	M 50x1,5	12	55	30	25
KEM 50/63	10063576	M 50x1,5	M 63x1,5	14	68	32	5

KEP, PG-PG

Type	WISKA-No. RAL 7035					TL (mm)	
KEP 7/9	10063595	PG 7	PG 9	9	20	27	100
KEP 9/11	10063596	PG 9	PG 11	9	22	27	100
KEP 11/13,5	10063597	PG 11	PG 13,5	9	24	27	100
KEP 13,5/16	10063598	PG 13,5	PG 16	10	27	28	100
KEP 16/21	10063599	PG 16	PG 21	10	33	28	50
KEP 21/29	10063600	PG 21	PG 29	12	42	30	25
KEP 29/36	10063601	PG 29	PG 36	12	53	30	20
KEP 36/42	10063602	PG 36	PG 42	14	60	32	10
KEP 42/48	10063603	PG 42	PG 48	14	65	32	5

Recommended accessories



EMUG
Page 21



MUG
Page 21

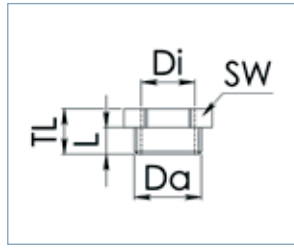


EADR
Page 155



ADR
Page 155

Reduction adaptors, KRM, metric-metric



KRM



Temperature range:

-40 °C - 100 °C

Material:

Polyamide, fibre reinforced

Type	WISKA-No. RAL 7035	Da (mm)	Di (mm)	TL (mm)	SW (mm)	TL (mm)	
KRM 16/12	10063577	M 16x1,5	M 12x1,5	9	20	16	100
KRM 20/12	10063578	M 20x1,5	M 12x1,5	9	24	16	100
KRM 20/16	10063579	M 20x1,5	M 16x1,5	9	24	27	100
KRM 25/12	10063580	M 25x1,5	M 12x1,5	10	29	17	100
KRM 25/16	10063581	M 25x1,5	M 16x1,5	10	29	17	100
KRM 25/20	10063582	M 25x1,5	M 20x1,5	10	29	17	100
KRM 32/16	10063583	M 32x1,5	M 16x1,5	12	36	19	50
KRM 32/20	10063584	M 32x1,5	M 20x1,5	12	36	19	50
KRM 32/25	10063585	M 32x1,5	M 25x1,5	12	36	19	50
KRM 40/20	10063586	M 40x1,5	M 20x1,5	12	46	19	25
KRM 40/25	10063587	M 40x1,5	M 25x1,5	12	46	19	25
KRM 40/32	10063588	M 40x1,5	M 32x1,5	12	46	19	25
KRM 50/25	10063589	M 50x1,5	M 25x1,5	14	55	21	5
KRM 50/32	10063590	M 50x1,5	M 32x1,5	14	55	21	5
KRM 50/40	10063591	M 50x1,5	M 40x1,5	14	55	21	5
KRM 63/32	10063592	M 63x1,5	M 32x1,5	15	65	22	5
KRM 63/40	10063593	M 63x1,5	M 40x1,5	15	65	22	5
KRM 63/50	10063594	M 63x1,5	M 50x1,5	15	65	22	5

Recommended accessories



EMUG
Page 21



EADR
Page 155

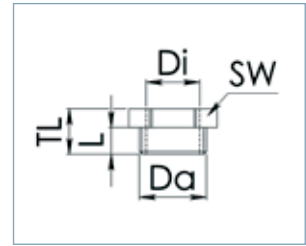
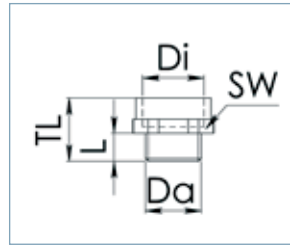
Reduction adaptors, KRP, PG-PG



KRP Form A



KRP Form B




Temperature range:

-40 °C - 100 °C

Material:

Polyamide, fibre reinforced

Type	WISKA-No. RAL 7035	Da (mm)	Di (mm)	L (mm)	SW (mm)	TL (mm)	Form	
KRP 9/7	10063604	PG 9	PG 7	9	20	27	A	100
KRP 11/7	10063605	PG 11	PG 7	9	22	16	B	100
KRP 11/9	10063606	PG 11	PG 9	9	22	27	A	100
KRP 13,5/7	10063607	PG 13,5	PG 7	10	24	17	B	100
KRP 13,5/9	10063608	PG 13,5	PG 9	10	24	28	A	100
KRP 13,5/11	10063609	PG 13,5	PG 11	10	24	28	A	100
KRP 16/9	10063610	PG 16	PG 9	10	27	17	B	100
KRP 16/11	10063611	PG 16	PG 11	10	27	28	A	100
KRP 16/13,5	10063612	PG 16	PG 13,5	10	27	28	A	100
KRP 21/11	10063613	PG 21	PG 11	12	33	19	B	100
KRP 21/13,5	10063614	PG 21	PG 13,5	12	33	19	B	100
KRP 21/16	10063615	PG 21	PG 16	12	33	19	B	100
KRP 29/13,5	10063616	PG 29	PG 13,5	12	42	19	B	50
KRP 29/16	10063617	PG 29	PG 16	12	42	19	B	50
KRP 29/21	10063618	PG 29	PG 21	12	42	19	B	50
KRP 36/16	10063619	PG 36	PG 16	14	53	21	B	50
KRP 36/21	10063620	PG 36	PG 21	14	53	21	B	50
KRP 36/29	10063621	PG 36	PG 29	14	53	21	B	10
KRP 42/21	10063622	PG 42	PG 21	14	60	21	B	10
KRP 42/29	10063623	PG 42	PG 29	14	60	21	B	10
KRP 42/36	10063624	PG 42	PG 36	14	60	21	B	10
KRP 48/29	10063625	PG 48	PG 29	15	65	22	B	10
KRP 48/36	10063626	PG 48	PG 36	15	65	22	B	10
KRP 48/42	10063627	PG 48	PG 42	15	65	22	B	10

Recommended accessories



EMUG
Page 21



EADR
Page 155

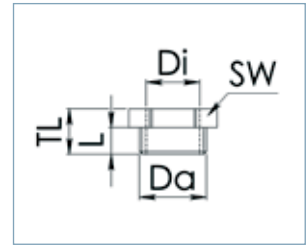
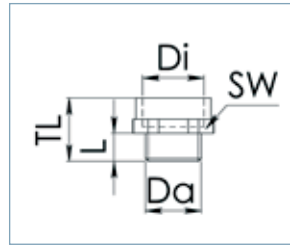
Adaptors, AMP, metric-PG



AMP Form A



AMP Form B



Temperature range:

-40 °C - 100 °C

Material:

Polyamide, fibre reinforced

Type	WISKA-No. RAL 7035					TL (mm)	Form	
AMP 12/7	10063628	M 12x1,5	PG 7	9	16	27	A	25
AMP 12/9	10063629	M 12x1,5	PG 9	9	20	27	A	25
AMP 16/9	10063630	M 16x1,5	PG 9	9	20	27	A	25
AMP 16/11	10063631	M 16x1,5	PG 11	9	22	27	A	25
AMP 16/13,5	10063632	M 16x1,5	PG 13,5	9	24	27	A	25
AMP 20/11	10063633	M 20x1,5	PG 11	9	24	27	A	25
AMP 20/13,5	10063634	M 20x1,5	PG 13,5	9	24	27	A	25
AMP 20/16	10063635	M 20x1,5	PG 16	9	27	27	A	25
AMP 25/13,5	10063636	M 25x1,5	PG 13,5	10	24	17	B	25
AMP 25/16	10063637	M 25x1,5	PG 16	10	29	28	A	25
AMP 25/21	10063638	M 25x1,5	PG 21	10	33	28	A	25
AMP 32/16	10063639	M 32x1,5	PG 16	12	36	19	B	10
AMP 32/21	10063640	M 32x1,5	PG 21	12	36	30	A	10
AMP 32/29	10063641	M 32x1,5	PG 29	12	42	30	A	10
AMP 40/21	10063642	M 40x1,5	PG 21	12	46	19	B	10
AMP 40/29	10063643	M 40x1,5	PG 29	12	46	30	A	10
AMP 40/36	10063644	M 40x1,5	PG 36	12	53	30	A	10
AMP 50/36	10063645	M 50x1,5	PG 36	14	55	32	A	5
AMP 50/42	10063646	M 50x1,5	PG 42	14	60	42	A	5
AMP 50/48	10063647	M 50x1,5	PG 48	14	65	32	A	5
AMP 63/42	10063648	M 63x1,5	PG 42	15	68	22	B	5
AMP 63/48	10063649	M 63x1,5	PG 48	15	68	33	A	5

Recommended accessories



EMUG
Page 21



EADR
Page 155

POLYAMIDE ACCESSORIES
MEMBRANE
BRASS
BRASS ACCESSORIES
MARITIME
STAINLESS STEEL
EMC
EX E / I
EX D
VENTING
BS 6121
SEALINGS TOOLS
JUNCTION BOXES
TECHNICS
INDEX

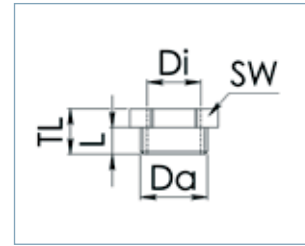
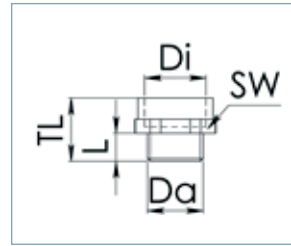
Adaptors, APM, PG-metric



APM Form A



APM Form B



Temperature range:

-40 °C - 100 °C

Material:

Polyamide, fibre reinforced

Type	WISKA-No. RAL 7035					TL (mm)	Form	
APM 7/12	10063650	PG 7	M 12x1,5	9	16	27	A	25
APM 7/16	10063651	PG 7	M 16x1,5	9	20	27	A	25
APM 9/12	10063652	PG 9	M 12x1,5	9	20	27	A	25
APM 9/16	10063653	PG 9	M 16x1,5	9	20	27	A	25
APM 9/20	10063654	PG 9	M 20x1,5	9	24	27	A	25
APM 11/16	10063655	PG 11	M 16x1,5	9	22	27	A	25
APM 11/20	10063656	PG 11	M 20x1,5	9	24	27	A	25
APM 11/25	10063657	PG 11	M 25x1,5	9	29	27	A	25
APM 13,5/16	10063658	PG 13,5	M 16x1,5	10	24	28	A	25
APM 13,5/20	10063659	PG 13,5	M 20x1,5	10	24	28	A	25
APM 13,5/25	10063660	PG 13,5	M 25x1,5	10	29	28	A	25
APM 16/20	10063661	PG 16	M 20x1,5	10	27	28	A	25
APM 16/25	10063662	PG 16	M 25x1,5	10	29	28	A	25
APM 16/32	10063663	PG 16	M 32x1,5	10	36	28	A	25
APM 21/25	10063664	PG 21	M 25x1,5	12	33	30	A	10
APM 21/32	10063665	PG 21	M 32x1,5	12	36	30	A	10
APM 21/40	10063666	PG 21	M 40x1,5	12	46	30	A	10
APM 29/32	10063667	PG 29	M 32x1,5	12	42	19	B	10
APM 29/40	10063668	PG 29	M 40x1,5	12	46	30	A	10
APM 29/50	10063669	PG 29	M 50x1,5	12	55	30	A	10
APM 36/40	10063670	PG 36	M 40x1,5	14	53	21	B	10
APM 36/50	10063671	PG 36	M 50x1,5	14	55	32	A	10
APM 36/63	10063672	PG 36	M 63x1,5	14	68	32	A	10
APM 42/40	10063673	PG 42	M 40x1,5	14	60	21	B	5
APM 42/50	10063674	PG 42	M 50x1,5	14	60	32	A	5
APM 42/63	10063675	PG 42	M 63x1,5	14	68	32	A	5
APM 48/50	10063676	PG 48	M 50x1,5	15	65	22	B	5
APM 48/63	10063677	PG 48	M 63x1,5	15	68	33	A	5

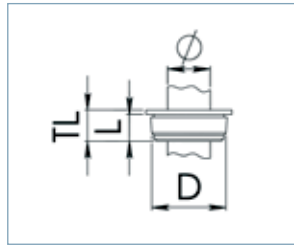
Recommended accessories

MUG
Page 21

ADR
Page 155

POLYAMIDE ACCESSORIES
MEMBRANE
BRASS
BRASS ACCESSORIES
MARITIME
STAINLESS STEEL
EMC
EX E / I
EX D
VENTING
BS 6121
SEALINGS, TOOLS
JUNCTION BOXES
TECHNICS
INDEX

Plug spouts, EST



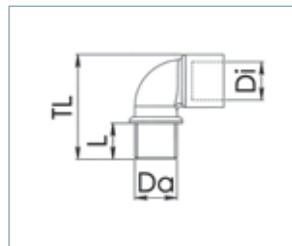
EST



Protection class: IP 66
 Temperature range: -40 °C - 80 °C
 Material: Polyethylene

Type	WISKA-No. RAL 7035			TL (mm)	DD (mm)	
EST 16	10062551	16	9,5	11	16,5	100
EST 20	10062552	20	9,5	11	20,5	100
EST 25	10062553	25	9,5	11	25,5	100
EST 32	10062554	32	9,5	11	32,5	100

Elbows 90°, EWI90, metric



EWI 90



Temperature range: -40 °C - 100 °C
 Material: Polyamide

Type	WISKA-No. RAL 7035	WISKA-No. RAL 7001	WISKA-No. RAL 9005			TL (mm)	
EWI90 12	10064682	10064692	10064687	M 12x1,5	10	35	50
EWI90 16	10064683	10064693	10064688	M 16x1,5	8	36	50
EWI90 20	10064684	10064694	10064689	M 20x1,5	10,5	42,5	50
EWI90 25	10064685	10064695	10064690	M 25x1,5	15	54	50
EWI90 32	10064686	10064696	10064691	M 32x1,5	14	62	25

Recommended accessories




EMUG
Page 21

EADR
Page 155



Membrane cable entries

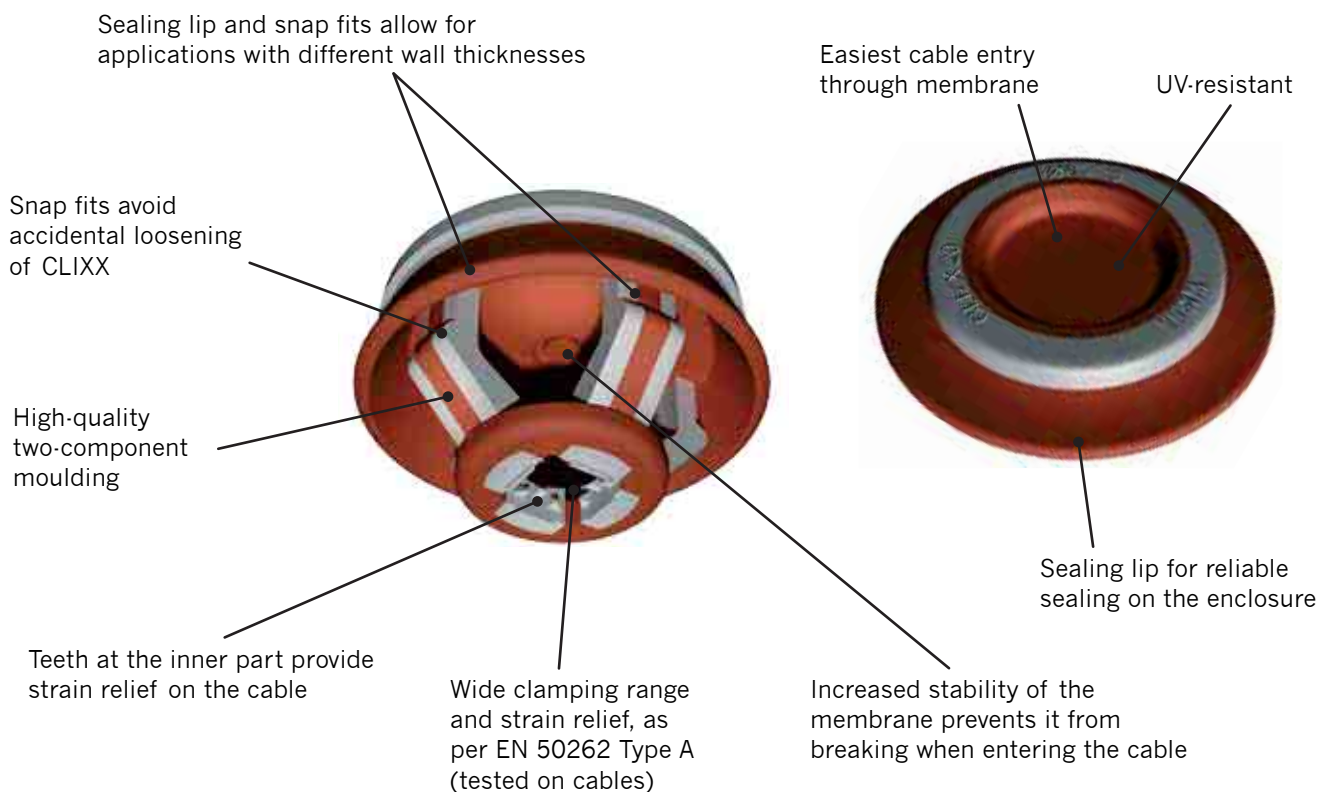
When cables have to be inserted as simply and quickly as possible, membrane entries come into play. They have a space-saving shape and are available in many different versions for various cable types.



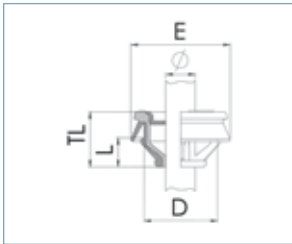
CLIXX – The faster alternative

The patented CLIXX concept consists of two plastic components in only one product. The assembly is done in no time at all – with only one clip of CLIXX. The cable is inserted through the membrane and pulled back. Finished – neither a tool nor a locknut are required.

CLIXX is assembled with a time saving of up to 75 percent and can replace cable glands in many areas. Thanks to its flat construction and its discreet design, CLIXX is also ideally suited for installations with tight spaces.



CLIXX membrane cable entries with strain relief



CLIXX



Protection class: IP 66 / 67
Temperature range: -40 °C - 65 °C
Material: Polypropylene, Membrane: TPE

Type	WISKA-No. RAL 7035	WISKA-No. RAL 9001	WISKA-No. RAL 3000	WISKA-No. RAL 9005	D (mm)	(mm)	DD (mm)	S (mm)	TL (mm)	
CLIXX 16	10101861	10101932	10101931	10101930	16	4 - 10	16,7	0,8 - 3,5	15	50
CLIXX 20	10101359	10101935	10101934	10101933	20	6 - 13	20,7	0,8 - 3,5	15	50
CLIXX 25	10101862	10101938	10101937	10101936	25	9 - 17	25,7	0,8 - 3,5	15	50

- POLYAMIDE
- POLYAMIDE ACCESSORIES
- MEMBRANE
- BRASS
- BRASS ACCESSORIES
- MARITIME
- STAINLESS STEEL
- EMC
- EX E / I
- EX D
- VENTING
- BS 6121
- SEALINGS, TOOLS
- JUNCTION BOXES
- TECHNICS
- INDEX

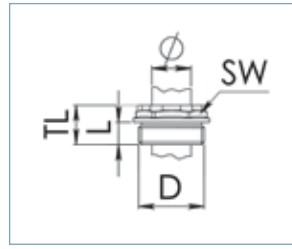
QUIXX membrane cable entries, EMS, metric



EMS



EMS



Protection class: IP 66
 Temperature range: -30 °C - 80 °C
 Material: Polypropylene, Membrane: TPE

Type	WISKA-No. RAL 7035	D (mm)	L (mm)	(mm)	SW (mm)	TL (mm)	
EMS 16	10062567	M 16x1,5	9	1 - 9	17	15	100
EMS 20	10062568	M 20x1,5	9	1 - 13	20	15	100
EMS 25	10062569	M 25x1,5	9	1 - 18	24	15	100
EMS 32	10062570	M 32x1,5	9	1 - 25	32	15	100

Recommended accessories



EMUG
Page 21



EADR
Page 155

POLYAMIDE
 POLYAMIDE ACCESSORIES
 MEMBRANE
 BRASS
 BRASS ACCESSORIES
 MARTIME
 STAINLESS STEEL
 EMC
 EX E / I
 EX D
 VENTING
 BS 6121
 SEALINGS, TOOLS
 JUNCTION BOXES
 TECHNIQS
 INDEX

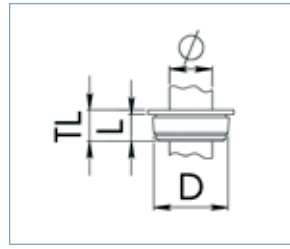
QUIXX membrane cable entries, EMT



EMT



EMT



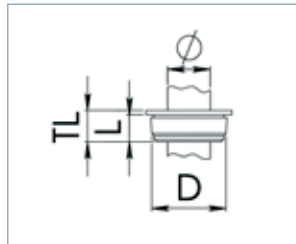
Protection class: IP 66
 Temperature range: -40 °C - 80 °C
 Material: Polyethylene, Membrane: TPE

Type	WISKA-No. RAL 7035				TL (mm)			
EMT 16	10062559	16	9,5	1 - 9	11	2	16,5	100
EMT 20	10062560	20	9,5	1 - 13	11	2	20,5	100
EMT 25	10062561	25	9,5	1 - 18	11	2	25,5	100
EMT 32	10062562	32	9,5	1 - 25	11	2	32,5	100

QUIXX membrane cable entries flame-retardant, EMT-F



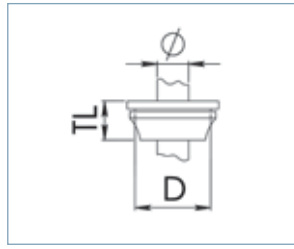
EMT-F



Protection class: IP 66
 Glow wire test: 960 °C
 Temperature range: -40 °C - 80 °C
 Material: Polyethylene, flame retardant, Membrane: TPE

Type	WISKA-No. RAL 9001				TL (mm)			
EMT-F 16	10063008	16	9,5	1 - 9	11	2	16,5	100
EMT-F 20	10063009	20	9,5	1 - 13	11	2	20,5	100
EMT-F 25	10063010	25	9,5	1 - 18	11	2	25,5	100
EMT-F 32	10063011	32	9,5	1 - 25	11	2	32,5	100

FLIP cable grommets, FD



FD



Protection class: IP 66 / 67
 Temperature range: -40 °C - 110 °C
 Material: EPDM

Type	WISKA-No. RAL 7001	WISKA-No. RAL 9005			TL (mm)			
FD 12	50062770	50062891	M 12	4 - 7	13	12 - 13	0,5 - 2	50
FD 16	50062771	50062892	M 16	5 - 10	18	15 - 17	1 - 4	50
FD 20	50062772	50062893	M 20	8 - 13	20	20 - 21	1 - 4	50
FD 25	50062773	50062894	M 25	11 - 17	21,5	25 - 26	1 - 4	50
FD 32	50062774	50062895	M 32	15 - 21	25	32 - 33	1 - 4	25
FD 40	50062775	50062896	M 40	19 - 28	30	40 - 41	1 - 4	25
FD 50	50062776	50062897	M 50	27 - 35	35	50 - 51	1 - 4	10

POLYAMIDE
 POLYAMIDE ACCESSORIES
 MEMBRANE
 BRASS
 BRASS ACCESSORIES
 MARTIME
 STAINLESS STEEL
 EMC
 EX E / I
 EX D
 VENTING
 BS 6121
 SEALINGS, TOOLS
 JUNCTION BOXES
 TECHNIQS
 INDEX



Brass cable glands

Brass glands are frequently used in the shipping and the offshore industry. However, WISKA also offers individually-optimised products for every other type of use within its cable gland system, including various thread types and protection classes.

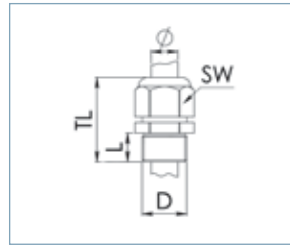
SPRINT cable glands, EMSKV, metric, EN 50262



EMSKV



EMSKV-L



Protection class: IP 68, 5 bar 30 min / IP 69K
Temperature range: -40 °C - 100 °C
Material: Gland: Brass nickel-plated, Clamping cage: Polyamide, Gasket: EPDM

EMSKV

Type	WISKA-No. Ni					TL (mm)	
EMSKV 12	10065000	M 12x1,5	5	3 · 7	16	23 · 30	50
EMSKV 16	10065001	M 16x1,5	5	4,5 · 10	20	26 · 34	50
EMSKV 20	10065002	M 20x1,5	6	6 · 13	24	29 · 37	50
EMSKV 25	10065003	M 25x1,5	7	9 · 17	29	33 · 42	50
EMSKV 32	10065004	M 32x1,5	8	13 · 21	36	36 · 44	25
EMSKV 40	10065005	M 40x1,5	8	16 · 28	46	44 · 55	10
EMSKV 50	10065006	M 50x1,5	9	21 · 35	55	51 · 62	10
EMSKV 63	10065007	M 63x1,5	10	34 · 48	68	56 · 67	10
EMSKV 75	10100865	M 75x1,5	12	48 · 62	82	67 · 81	1

EMSKV-L, long

Type	WISKA-No. Ni					TL (mm)	
EMSKV-L 12	10065008	M 12x1,5	12	3 · 7	16	30 · 37	50
EMSKV-L 16	10065009	M 16x1,5	12	4,5 · 10	20	33 · 41	50
EMSKV-L 20	10065010	M 20x1,5	12	6 · 13	24	35 · 43	50
EMSKV-L 25	10065011	M 25x1,5	12	9 · 17	29	38 · 47	50
EMSKV-L 32	10065012	M 32x1,5	15	13 · 21	36	43 · 51	25
EMSKV-L 40	10065013	M 40x1,5	15	16 · 28	46	51 · 62	10
EMSKV-L 50	10065014	M 50x1,5	15	21 · 35	55	57 · 68	10
EMSKV-L 63	10065015	M 63x1,5	15	34 · 48	68	61 · 72	10

Recommended accessories



POLYAMIDE
 POLYAMIDE ACCESSORIES
 MEMBRANE
 BRASS
 BRASS ACCESSORIES
 MARTIME
 STAINLESS STEEL
 EMC
 EX E / I
 EX D
 VENTING
 BS 6121
 SEALINGS TOOLS
 JUNCTION BOXES
 TECHNIQS
 INDEX

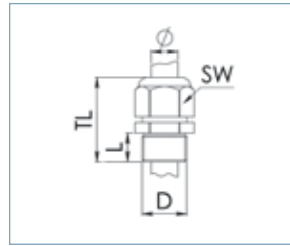
SPRINT cable glands LowTemp, EMSKV LT, metric, EN 50262



EMSKV LT



EMSKV-L LT



Protection class: IP 68, 5 bar 30 min / IP 69K
Temperature range: -60 °C - 100 °C
Material: Gland: Brass nickel-plated, Clamping cage: Polyamide, Gasket: Silicone

EMSKV LT

Type	WISKA-No. Ni	D (mm)	L (mm)	φ (mm)	SW (mm)	TL (mm)	Box Qty
EMSKV 12 LT	10065800	M 12x1,5	5	3 - 7	16	23 - 30	50
EMSKV 16 LT	10065801	M 16x1,5	5	4,5 - 10	20	26 - 34	50
EMSKV 20 LT	10065802	M 20x1,5	6	6 - 13	24	29 - 37	50
EMSKV 25 LT	10065803	M 25x1,5	7	9 - 17	29	33 - 42	50
EMSKV 32 LT	10065804	M 32x1,5	8	13 - 21	36	36 - 44	25
EMSKV 40 LT	10065805	M 40x1,5	8	16 - 28	46	44 - 55	10
EMSKV 50 LT	10065806	M 50x1,5	9	21 - 35	55	51 - 62	10
EMSKV 63 LT	10065807	M 63x1,5	10	34 - 48	68	56 - 67	10

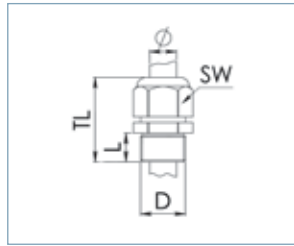
EMSKV-L LT, long

Type	WISKA-No. Ni	D (mm)	L (mm)	φ (mm)	SW (mm)	TL (mm)	Box Qty
EMSKV-L 12 LT	10065808	M 12x1,5	12	3 - 7	16	30 - 37	50
EMSKV-L 16 LT	10065809	M 16x1,5	12	4,5 - 10	20	33 - 41	50
EMSKV-L 20 LT	10065810	M 20x1,5	12	6 - 13	24	35 - 43	50
EMSKV-L 25 LT	10065811	M 25x1,5	12	9 - 17	29	38 - 47	50
EMSKV-L 32 LT	10065812	M 32x1,5	15	13 - 21	36	43 - 51	25
EMSKV-L 40 LT	10065813	M 40x1,5	15	16 - 28	46	51 - 62	10
EMSKV-L 50 LT	10065814	M 50x1,5	15	21 - 35	55	57 - 68	10
EMSKV-L 63 LT	10065815	M 63x1,5	15	34 - 48	68	61 - 72	10

Recommended accessories








SPRINT cable glands with locknut, EMSKV-SET, metric, EN 50262



EMSKV-SET



Protection class: IP 68, 5 bar 30 min / IP 69K
Temperature range: -40 °C - 100 °C
Material: Gland: Brass nickel-plated, Clamping cage: Polyamide, Gasket: EPDM

Type	WISKA-No. Ni	 D (mm)	 L (mm)	 (mm)	 SW (mm)	TL (mm)	
EMSKV-SET 12	10065032	M 12x1,5	5	3 - 7	16	23 - 30	50
EMSKV-SET 16	10065033	M 16x1,5	5	4,5 - 10	20	26 - 34	50
EMSKV-SET 20	10065034	M 20x1,5	6	6 - 13	24	29 - 37	50
EMSKV-SET 25	10065035	M 25x1,5	7	9 - 17	29	33 - 42	50
EMSKV-SET 32	10065036	M 32x1,5	8	13 - 21	36	36 - 44	25
EMSKV-SET 40	10065037	M 40x1,5	8	16 - 28	46	44 - 55	10
EMSKV-SET 50	10065038	M 50x1,5	9	21 - 35	55	51 - 62	10
EMSKV-SET 63	10065039	M 63x1,5	10	34 - 48	68	56 - 67	10

Recommended accessories



RDE
Page 147



MFD
Page 150

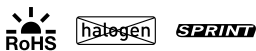
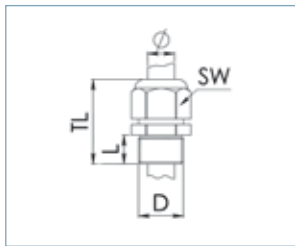


BS
Page 152

SPRINT enlarging cable glands, EMSKV, metric, EN 50262



EMSKV



Protection class: IP 68, 5 bar 30 min / IP 69K
Temperature range: -40 °C - 100 °C
Material: Gland: Brass nickel-plated, Clamping cage: Polyamide, Gasket: EPDM

Type	WISKA-No. Ni					TL (mm)	
EMSKV 12-16	10101750	M 12x1,5	5	4,5 · 10	20	26 · 34	50
EMSKV 16-20	10101939	M 16x1,5	5	6 · 13	24	29 · 37	50
EMSKV 20-25	10065255	M 20x1,5	6	9 · 17	29	32 · 41	50
EMSKV 25-32	10065256	M 25x1,5	8	13 · 21	36	39 · 47	50
EMSKV 32-40	10101940	M 32x1,5	8	16 · 28	46	44 · 55	10
EMSKV 40-50	10101365	M 40x1,5	8	21 · 35	55	50 · 61	10
EMSKV 50-63	10101941	M 50x1,5	10	34 · 48	68	56 · 67	10
EMSKV 63-75	10101364	M 63x1,5	10	48 · 62	82	65 · 79	1

Recommended accessories



EMMU
Page 53

RDE
Page 147

MFD
Page 150

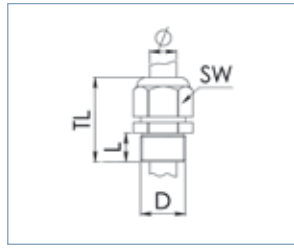
BS
Page 152

POLYAMIDE
POLYAMIDE ACCESSORIES
MEMBRANE
BRASS
BRASS ACCESSORIES
MARITIME
STAINLESS STEEL
EMC
EX E / I
EX D
VENTING
BS 6121
SEALINGS, TOOLS
JUNCTION BOXES
TECHNICS
INDEX

Cable glands, MSKV, PG



MSKV



Protection class: IP 68, 5 bar 30 min / IP 69K
Temperature range: -40 °C - 100 °C
Material: Gland: Brass nickel-plated, Clamping cage: Polyamide, Gasket: TPV

Type	WISKA-No. Ni	D (mm)	L (mm)	(mm)	SW (mm)	TL (mm)	
MSKV 7	10062281	PG 7	6	3 - 6,5	14	25	50
MSKV 9	10062282	PG 9	8	4 - 8	17	27	50
MSKV 11	10062283	PG 11	8	5 - 10	20	28	50
MSKV 13,5	10062284	PG 13,5	8	6 - 12	22	29,5	50
MSKV 16	10062285	PG 16	8	10 - 14	24	30,5	50
MSKV 21	10062286	PG 21	9	13 - 18	30	32	50
MSKV 29	10062287	PG 29	9	18 - 25	40	39	25
MSKV 36	10062288	PG 36	10	22 - 32	50	47	10
MSKV 42	10062289	PG 42	12	30 - 38	57	49	10
MSKV 48	10062290	PG 48	14	34 - 44	64	52	10

Recommended accessories



POLYAMIDE
 POLYAMIDE ACCESSORIES
 MEMBRANE
 BRASS
 BRASS ACCESSORIES
 MARTIME
 STAINLESS STEEL
 EMC
 EX E / I
 EX D
 VENTING
 BS 6121
 SEALINGS, TOOLS
 JUNCTION BOXES
 TECHNIQS
 INDEX

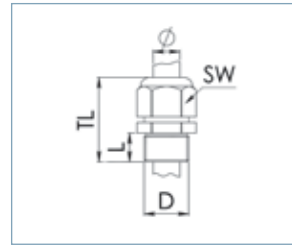
SPRINT cable glands



PMSKV



NMSKV



Protection class: IP 68, 5 bar 30 min / IP 69K
Temperature range: -40 °C bis 100 °C
Material: Gland: Brass nickel-plated, Clamping cage: Polyamide, Gasket: EPDM

PMSKV, PG

Type	WISKA-No. Ni					TL (mm)	
PMSKV 7-12	10100677	PG 7	5	3 - 7	16	23 - 30	50
PMSKV 7-16	10100678	PG 7	5	4,5 - 10	20	26 - 34	50
PMSKV 9-16	10100490	PG 9	5	4,5 - 10	20	26 - 34	50
PMSKV 11-16	10100683	PG 11	6	4,5 - 10	22	27 - 35	50
PMSKV 11-20	10100684	PG 11	6	6 - 13	24	32 - 40	50
PMSKV 13,5-20	10100685	PG 13,5	6	6 - 13	24	28 - 36	50
PMSKV 13,5-25	10100491	PG 13,5	6	9 - 17	29	33 - 42	50
PMSKV 16-20	10100686	PG 16	6	6 - 13	29	28 - 36	50
PMSKV 16-25	10100687	PG 16	6	9 - 17	29	32 - 41	50
PMSKV 21-25	10100688	PG 21	7	9 - 17	36	33 - 42	50
PMSKV 21-32	10100689	PG 21	7	13 - 21	36	39 - 47	25
PMSKV 29-40	10100690	PG 29	8	16 - 28	46	44 - 55	10
PMSKV 36-50	10100691	PG 36	9	21 - 35	55	51 - 62	10
PMSKV 42-50	10100692	PG 42	10	21 - 35	60	52 - 63	10
PMSKV 48-63	10100693	PG 48	10	34 - 48	68	56 - 67	10

NMSKV, NPT

Type	WISKA-No. Ni					TL (mm)	
NMSKV 1/4	10065480	NPT 1/4"	13	3 - 7	16	33 - 40	50
NMSKV 3/8	10065481	NPT 3/8"	13	4,5 - 10	20	35 - 42	50
NMSKV 1/2	10065482	NPT 1/2"	16	6 - 13	24	38 - 45	50
NMSKV 3/4	10065483	NPT 3/4"	16	9 - 17	29	40 - 48	50
NMSKV 1	10065484	NPT 1"	20	13 - 21	36	46 - 53	25
NMSKV 1 1/4	10065485	NPT 1 1/4"	20	16 - 28	46	50 - 58	10
NMSKV 1 1/2	10065486	NPT 1 1/2"	20	21 - 35	55	51 - 62	10
NMSKV 2	10065487	NPT 2"	21	34 - 48	68	56 - 67	10

Recommended accessories



MMU Page 53 NMMU Page 53 RDE Page 147 MFD Page 150 BS Page 152

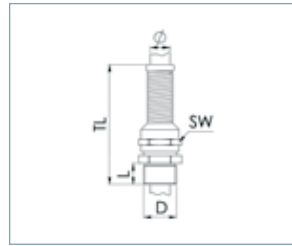
SPRINT cable gland with flex protection, EMSKVS, metric, EN 50262



EMSKVS



EMSKVS-L



Protection class: IP 68, 5 bar 30 min / IP 69K
Temperature range: -40 °C - 100 °C
Material: Gland: Brass nickel-plated, Clamping cage: Polyamide, Gasket: EPDM

EMSKVS

Type	WISKA-No. Ni					TL (mm)	
EMSKVS 16	10065831	M 16x1,5	5	4,5 - 10	20	76 - 84	50
EMSKVS 20	10065832	M 20x1,5	6	6 - 13	24	96 - 104	50
EMSKVS 25	10065833	M 25x1,5	7	9 - 17	29	120 - 129	50
EMSKVS 32	10065834	M 32x1,5	8	13 - 21	36	146 - 154	25
EMSKVS 40	10065835	M 40x1,5	8	16 - 28	46	184 - 195	10
EMSKVS 50	10065836	M 50x1,5	9	21 - 35	55	231 - 242	10
EMSKVS 63	10065837	M 63x1,5	10	34 - 48	68	299 - 310	10

EMSKVS-L, long

Type	WISKA-No. Ni					TL (mm)	
EMSKVS-L 16	10065851	M 16x1,5	12	4,5 - 10	20	83 - 91	50
EMSKVS-L 20	10065852	M 20x1,5	12	6 - 13	24	102 - 110	50
EMSKVS-L 25	10065853	M 25x1,5	12	9 - 17	29	125 - 134	50
EMSKVS-L 32	10065854	M 32x1,5	15	13 - 21	36	153 - 161	25
EMSKVS-L 40	10065855	M 40x1,5	15	16 - 28	46	191 - 202	10
EMSKVS-L 50	10065856	M 50x1,5	15	21 - 35	55	237 - 248	10
EMSKVS-L 63	10065857	M 63x1,5	15	34 - 48	68	304 - 315	10

Recommended accessories



POLYAMIDE
 POLYAMIDE ACCESSORIES
 MEMBRANE
 BRASS
 BRASS ACCESSORIES
 MARTIME
 STAINLESS STEEL
 EMC
 EX E / I
 EX D
 VENTING
 BS 6121
 SEALINGS TOOLS
 JUNCTION BOXES
 TECHNIQS
 INDEX

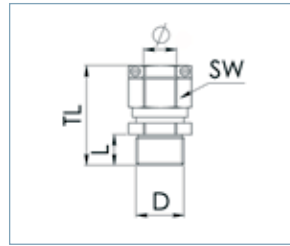
SPRINT cable glands with external strain relief, EMSKVZ, metric, EN 50262



EMSKVZ



EMSKVZ-L



Protection class: IP 68, 5 bar 30 min / IP 69K
Temperature range: -40 °C - 100 °C
Material: Gland: Brass nickel-plated, Clamping cage: Polyamide, Gasket: EPDM

EMSKVZ

Type	WISKA-No. Ni	D (mm)	L (mm)	mm	SW (mm)	TL (mm)	
EMSKVZ 16	10065351	M 16x1,5	5	4,5 - 10	20	34 - 42	25
EMSKVZ 20	10065352	M 20x1,5	6	6 - 13	24	37 - 45	25
EMSKVZ 25	10065353	M 25x1,5	7	9 - 17	29	42 - 51	25
EMSKVZ 32	10065354	M 32x1,5	8	13 - 21	36	45 - 54	10
EMSKVZ 40	10065355	M 40x1,5	8	16 - 28	46	54 - 65	5
EMSKVZ 50	10065356	M 50x1,5	9	21 - 35	55	53 - 77	5
EMSKVZ 63	10065357	M 63x1,5	10	34 - 48	68	73 - 84	5

EMSKVZ-L, long

Type	WISKA-No. Ni	D (mm)	L (mm)	mm	SW (mm)	TL (mm)	
EMSKVZ-L 16	10065860	M 16x1,5	12	4,5 - 10	20	41 - 49	25
EMSKVZ-L 20	10065861	M 20x1,5	12	6 - 13	24	43 - 51	25
EMSKVZ-L 25	10065862	M 25x1,5	12	9 - 17	29	47 - 56	25
EMSKVZ-L 32	10065863	M 32x1,5	15	13 - 21	36	53 - 61	10
EMSKVZ-L 40	10065864	M 40x1,5	15	16 - 28	46	61 - 72	5
EMSKVZ-L 50	10065865	M 50x1,5	15	21 - 35	55	69 - 80	5
EMSKVZ-L 63	10065866	M 63x1,5	15	34 - 48	68	78 - 89	5

Recommended accessories



EMMU
Page 53

RDE
Page 147

MFD
Page 150

BS
Page 152

Cable glands circular



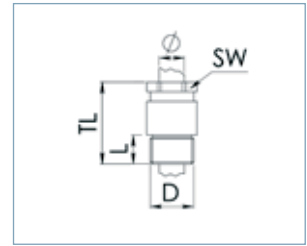
ERMKV



ERMKV-L



RMKV



Protection class: IP 54
 Temperature range: -30 °C - 80 °C
 Material: Gland: Brass nickel-plated, Gasket: Soft rubber

ERMKV, metric





Type	WISKA-No. Ni	D (mm)	(mm)	SW (mm)	TL (mm)	
ERMKV 12	10062850	M 12x1,5	4 · 6	12	20	100
ERMKV 16	10062851	M 16x1,5	2 · 10	16	22	100
ERMKV 20	10062852	M 20x1,5	3 · 14	20	26	50
ERMKV 25	10062853	M 25x1,5	7,5 · 18,5	25	29	50
ERMKV 32	10062854	M 32x1,5	15 · 26	32	32	25
ERMKV 40	10062855	M 40x1,5	22 · 33	40	38	20
ERMKV 50	10062856	M 50x1,5	31 · 42	50	43	5
ERMKV 63	10062857	M 63x1,5	40 · 51	65	46	5

ERMKV-L, long, metric

Type	WISKA-No. Ni	D (mm)	(mm)	SW (mm)	TL (mm)	
ERMKV-L 12	10062860	M 12x1,5	4 · 6	12	25	100
ERMKV-L 16	10062861	M 16x1,5	2 · 10	16	27	100
ERMKV-L 20	10062862	M 20x1,5	3 · 14	20	30	50
ERMKV-L 25	10062863	M 25x1,5	7,5 · 18,5	25	33	50
ERMKV-L 32	10062864	M 32x1,5	15 · 26	32	37	25
ERMKV-L 40	10062865	M 40x1,5	22 · 33	40	43	20
ERMKV-L 50	10062866	M 50x1,5	31 · 42	50	48	5
ERMKV-L 63	10062867	M 63x1,5	40 · 51	63	50	5

POLYAMIDE
 POLYAMIDE ACCESSORIES
 MEMBRANE
 BRASS
 BRASS ACCESSORIES
 MARITIME
 STAINLESS STEEL
 EMC
 EX E / I
 EX D
 VENTING
 BS 6121
 SEALINGS, TOOLS
 JUNCTION BOXES
 TECHNIQS
 INDEX

RMKV, PG

Type	WISKA-No. Ni	 D (mm)	 (mm)	 SW (mm)	TL (mm)	
RMKV 7	10062001	PG 7	5 - 7	13	20,5	100
RMKV 9	10062022	PG 9	4 - 11	15	22	100
RMKV 11	10062023	PG 11	6,5 - 13,5	18	24	50
RMKV 13,5	10062024	PG 13,5	6,5 - 13,5	20	26	50
RMKV 16	10062025	PG 16	6,5 - 16	22	26,5	50
RMKV 21	10062026	PG 21	9 - 20	28	30	50
RMKV 29	10062027	PG 29	17 - 28	37	32	25
RMKV 36	10062028	PG 36	23 - 34	47	39	25
RMKV 42	10062029	PG 42	29 - 40	54	44	10
RMKV 48	10062030	PG 48	35 - 46	60	45	10

Recommended accessories



Cable glands hexagonal



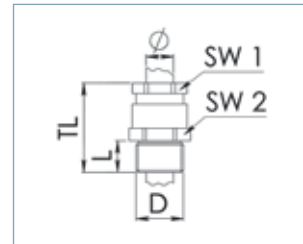
ESMKV



ESMKV-L








SMKV








Protection class: IP 54
 Temperature range: -30 °C - 80 °C
 Material: Gland: Brass nickel-plated, Gasket: Soft rubber






ESMKV, metric

Type	WISKA-No. Ni	 D (mm)	 (mm)	 SW 1 (mm)	 SW 2 (mm)	TL (mm)	
ESMKV 12	10062870	M 12x1,5	4 - 6	12	14	20	100
ESMKV 16	10062871	M 16x1,5	2 - 10	16	18	22	100
ESMKV 20	10062872	M 20x1,5	3 - 14	20	22	26	50
ESMKV 25	10062873	M 25x1,5	7,5 - 18,5	25	27	29	50
ESMKV 32	10062874	M 32x1,5	15 - 26	32	34	32	25
ESMKV 40	10062875	M 40x1,5	22 - 33	40	42	38	20
ESMKV 50	10062876	M 50x1,5	31 - 42	52	50	48	5
ESMKV 63	10062877	M 63x1,5	40 - 51	63	66	46	5

ESMKV-L, long, metric

Type	WISKA-No. Ni	 D (mm)	 (mm)	 SW 1 (mm)	 SW 2 (mm)	TL (mm)	
ESMKV-L 12	10062880	M 12x1,5	4 - 6	12	14	25	100
ESMKV-L 16	10062881	M 16x1,5	2 - 10	16	18	27	100
ESMKV-L 20	10062882	M 20x1,5	3 - 14	20	22	30	50
ESMKV-L 25	10062883	M 25x1,5	7,5 - 18,5	27	25	33	25
ESMKV-L 32	10062884	M 32x1,5	15 - 26	32	34	37	25
ESMKV-L 40	10062885	M 40x1,5	22 - 33	40	42	43	20
ESMKV-L 50	10062886	M 50x1,5	31 - 42	50	52	48	5
ESMKV-L 63	10062887	M 63x1,5	40 - 51	66	63	50	5

SMKV, PG

Type	WISKA-No. Ni	 D (mm)	 (mm)	 SW 1 (mm)	 SW 2 (mm)	TL (mm)	
SMKV 7	10062061	PG 7	5 - 7	13	14	20,5	100
SMKV 9	10062082	PG 9	4 - 11	15	17	22	100
SMKV 11	10062083	PG 11	6,5 - 13,5	18	20	24	50
SMKV 13,5	10062084	PG 13,5	6,5 - 13,5	20	22	26	50
SMKV 16	10062085	PG 16	6,5 - 16	22	24	26,5	50
SMKV 21	10062086	PG 21	9 - 20	28	30	30	50
SMKV 29	10062087	PG 29	17 - 28	37	39	32	25
SMKV 36	10062088	PG 36	23 - 34	47	50	39	10
SMKV 42	10062089	PG 42	29 - 40	54	57	44	10
SMKV 48	10062090	PG 48	35 - 46	50	64	45	10

Recommended accessories



EMMU
Page 53



MMU
Page 53



ORD
Page 154

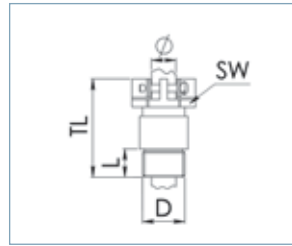
Cable glands with external strain relief, circular



ERKMKV



RKMKV



Protection class: IP 54
 Temperature range: -30 °C - 80 °C
 Material: Gland: Brass nickel-plated, Gasket: Soft rubber

ERKMKV, metric

Type	WISKA-No. Ni	D (mm)	(mm)	SW (mm)	TL (mm)	
ERKMKV 12	10063121	M 12x1,5	5 - 7	16	27	50
ERKMKV 16	10063122	M 16x1,5	4 - 11	19	28	50
ERKMKV 20	10063123	M 20x1,5	6,5 - 13,5	24	32	50
ERKMKV 25	10063125	M 25x1,5	9 - 20	34	39	50
ERKMKV 32	10063126	M 32x1,5	17 - 28	42	43	25
ERKMKV 40	10063127	M 40x1,5	23 - 34	52	48	10
ERKMKV 50	10063128	M 50x1,5	29 - 40	59	52	5
ERKMKV 63	10063129	M 63x1,5	35 - 46	64	53	5

RKMKV, PG

Type	WISKA-No. Ni	D (mm)	(mm)	SW (mm)	TL (mm)	
RKMKV 7	10062121	PG 7	5 - 7	16	27	50
RKMKV 9	10062122	PG 9	4 - 11	19	29	50
RKMKV 11	10062123	PG 11	6,5 - 13,5	22	31	50
RKMKV 13,5	10062124	PG 13,5	6,5 - 13,5	24	32	50
RKMKV 16	10062125	PG 16	6,5 - 16	27	34	50
RKMKV 21	10062126	PG 21	9 - 20	34	39	50
RKMKV 29	10062127	PG 29	17 - 28	42	43	25
RKMKV 36	10062128	PG 36	23 - 34	52	49	10
RKMKV 42	10062129	PG 42	29 - 40	59	53	5
RKMKV 48	10062130	PG 48	35 - 46	64	53	5

Recommended accessories

EMMU Page 53 MMU Page 53 ORD Page 154

POLYAMIDE
 POLYAMIDE ACCESSORIES
 MEMBRANE
 BRASS
 BRASS ACCESSORIES
 MARITIME
 STAINLESS STEEL
 EMC
 EX E / I
 EX D
 VENTING
 BS 6121
 SEALINGS, TOOLS
 JUNCTION BOXES
 TECHNICS
 INDEX

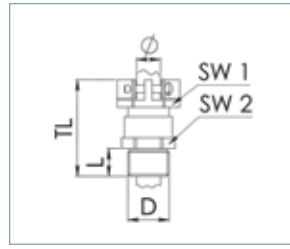
Cable glands with external strain relief, hexagonal



ESKMKV



SKMKV



Protection class: IP 54
 Temperature range: -30 °C - 80 °C
 Material: Gland: Brass nickel-plated, Gasket: Soft rubber

ESKMKV, metric

Type	WISKA-No. Ni	D (mm)	(mm)	SW 1 (mm)	SW 2 (mm)	TL (mm)
ESKMKV 12	10063131	M 12x1,5	5 - 7	16	14	27
ESKMKV 16	10063132	M 16	4 - 11	19	18	28
ESKMKV 20	10063133	M 20x1,5	6,5 - 13,5	24	22	32
ESKMKV 25	10063135	M 25x1,5	9 - 20	34	30	39
ESKMKV 32	10063136	M 32x1,5	17 - 28	42	40	43
ESKMKV 40	10063137	M 40x1,5	23 - 34	52	50	48
ESKMKV 50	10063138	M 50x1,5	29 - 40	59	57	52
ESKMKV 63	10063139	M 63x1,5	35 - 46	64	66	53

SKMKV, PG

Type	WISKA-No. Ni	D (mm)	(mm)	SW 1 (mm)	SW 2 (mm)	TL (mm)
SKMKV 7	10062131	PG 7	5 - 7	16	14	27
SKMKV 9	10062132	PG 9	4 - 11	19	17	29
SKMKV 11	10062133	PG 11	6,5 - 13,5	22	20	31
SKMKV 13,5	10062134	PG 13,5	6,5 - 13,5	24	22	32
SKMKV 16	10062135	PG 16	6,5 - 16	27	24	34
SKMKV 21	10062136	PG 21	9 - 20	34	30	39
SKMKV 29	10062137	PG 29	17 - 28	42	40	43
SKMKV 36	10062138	PG 36	23 - 34	52	50	49
SKMKV 42	10062139	PG 42	29 - 40	59	57	53
SKMKV 48	10062140	PG 48	35 - 46	64	64	53

Recommended accessories



POLYAMIDE ACCESSORIES
 POLYAMIDE ACCESSORIES
 MEMBRANE
 BRASS ACCESSORIES
 BRASS ACCESSORIES
 MARITIME
 STAINLESS STEEL
 EMC
 EX E / I
 EX D
 VENTING
 BS 6121
 SEALINGS, TOOLS
 JUNCTION BOXES
 TECHNIQS
 INDEX

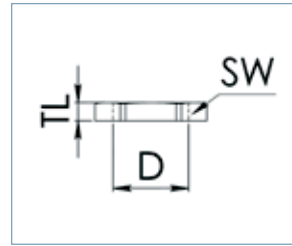
Locknuts



EMMU/MMU



NMMU



Material: Brass nickel-plated

EMMU, metric

Type	WISKA-No. Ni			TL (mm)	
EMMU 12	10063141	M 12x1,5	15	2,8	100
EMMU 16	10063142	M 16x1,5	19	2,8	100
EMMU 20	10063143	M 20x1,5	24	3	100
EMMU 25	10063144	M 25x1,5	30	3,5	100
EMMU 32	10063145	M 32x1,5	36	4	100
EMMU 40	10063146	M 40x1,5	46	5	50
EMMU 50	10063147	M 50x1,5	60	5	50
EMMU 63	10063148	M 63x1,5	70	6	50
EMMU 75	10101777	M 75x1,5	80	8	1

MMU, PG

Type	WISKA-No. Ni			TL (mm)	
MMU 7	10062141	PG 7	15	2,8	100
MMU 9	10062142	PG 9	18	2,8	100
MMU 11	10062143	PG 11	21	3	100
MMU 13,5	10062144	PG 13,5	23	3	100
MMU 16	10062145	PG 16	26	3	100
MMU 21	10062146	PG 21	32	3,5	100
MMU 29	10062147	PG 29	41	4	100
MMU 36	10062148	PG 36	51	5	100
MMU 42	10062149	PG 42	60	5	50
MMU 48	10062150	PG 48	64	5	50

NMMU, NPT

Type	WISKA-No. Ni			TL (mm)	
NMMU 1/4	10100972	NPT 1/4"	18	4	100
NMMU 3/8	10100973	NPT 3/8	21	4	100
NMMU 1/2	10100974	NPT 1/2"	26	5,5	100
NMMU 3/4	10100975	NPT 3/4"	32	5,5	100
NMMU 1	10100976	NPT 1"	41	7	100
NMMU 1 1/4	10100977	NPT 1 1/4"	51	7	50
NMMU 1 1/2	10100978	NPT 1 1/2"	60	7	50
NMMU 2	10100979	NPT 2"	70	7	50

Stop ends



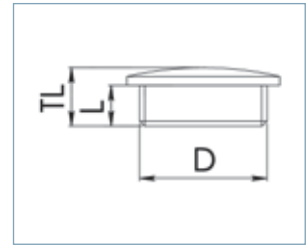
EMVS / MVS



EMVS-L



EMVS-ORD



Protection class: IP 54
Advice: with O-ring IP 68
Material: Brass nickel-plated

EMVS, metric

Type	WISKA-No. Ni			TL (mm)	
EMVS 12	10063151	M 12x1,5	5	7,5	100
EMVS 16	10063152	M 16x1,5	5	8	100
EMVS 20	10063153	M 20x1,5	6,5	9,5	100
EMVS 25	10063154	M 25x1,5	7	11	100
EMVS 32	10063155	M 32x1,5	8	12	100
EMVS 40	10063156	M 40x1,5	8,5	13	50
EMVS 50	10063157	M 50x1,5	9	15	25
EMVS 63	10063158	M 63x1,5	10	16	10




EMVS-L, long, metric

Type	WISKA-No. Ni			TL (mm)	
EMVS-L 12	10065072	M 12x1,5	13	16	100
EMVS-L 16	10065073	M 16x1,5	13	16	100
EMVS-L 20	10065074	M 20x1,5	13	16	100
EMVS L 25	10065075	M 25x1,5	14	18	100
EMVS-L 32	10065076	M 32x1,5	14,5	18,5	50
EMVS-L 40	10065077	M 40x1,5	14,5	19,5	50
EMVS-L 50	10065078	M 50x1,5	15,5	21	25
EMVS-L 63	10065079	M 63x1,5	16,5	22,5	10

MVS, PG

Type	WISKA-No. Ni			TL (mm)	
MVS 7	10062151	PG 7	5	8	100
MVS 9	10062152	PG 9	6	9	100
MVS 11	10062153	PG 11	6	9	100
MVS 13,5	10062154	PG 13,5	6,5	9,5	100
MVS 16	10062155	PG 16	6,5	9,5	100
MVS 21	10062156	PG 21	7	11	100
MVS 29	10062157	PG 29	8	12	50
MVS 36	10062158	PG 36	9	15	50
MVS 42	10062159	PG 42	10	16	25
MVS 48	10062160	PG 48	10	16	25

EMVS-ORD, with mounted O-ring seal, metric

Type	WISKA-No. Ni			TL (mm)	
EMVS-ORD 12	10065080	M 12x1,5	5	7,5	100
EMVS-ORD 16	10065081	M 16x1,5	5	8	100
EMVS-ORD 20	10065082	M 20x1,5	6,5	9,5	100
EMVS-ORD 25	10065083	M 25x1,5	7	11	100
EMVS-ORD 32	10065084	M 32x1,5	8	12	50
EMVS-ORD 40	10065085	M 40x1,5	8,5	13	50
EMVS-ORD 50	10065086	M 50x1,5	9	15	25
EMVS-ORD 63	10065087	M 63x1,5	10	16	10

Recommended accessories



EMMU
Page 53



MMU
Page 53



ORD
Page 154

- POLYAMIDE
- POLYAMIDE ACCESSORIES
- MEMBRANE
- BRASS
- BRASS ACCESSORIES
- MARITIME
- STAINLESS STEEL
- EMC
- EX E / I
- EX D
- VENTING
- BS 6121
- SEALINGS, TOOLS
- JUNCTION BOXES
- TECHNICS
- INDEX

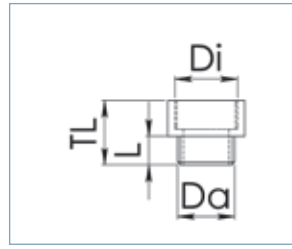
Enlargement adaptors



MEM



MEP



Material: Brass nickel-plated

MEM, metric-metric

Type	WISKA-No. Ni				TL (mm)	
MEM 12/16	10063953	M 12x1,5	M 16x1,5	5	15	100
MEM 16/20	10063954	M 16x1,5	M 20x1,5	5	17	100
MEM 20/25	10063955	M 20x1,5	M 25x1,5	6	19	50
MEM 25/32	10063956	M 25x1,5	M 32x1,5	7	21	50
MEM 32/40	10063957	M 32x1,5	M 40x1,5	8	24	50
MEM 40/50	10063958	M 40x1,5	M 50x1,5	8	31	25
MEM 50/63	10063959	M 50x1,5	M 63x1,5	9	31	10

MEP, PG-PG

Type	WISKA-No. Ni				TL (mm)	
MEP 7 - 9	10062191	PG 7	PG 9	5	15	100
MEP 9 - 11	10062192	PG 9	PG 11	6	16,5	100
MEP 9 - 13,5	10062193	PG 9	PG 13,5	6	17,5	100
MEP 11 - 13,5	10062194	PG 11	PG 13,5	6	17,5	100
MEP 11 - 16	10062195	PG 11	PG 16	6	18,5	100
MEP 11 - 21	10062196	PG 11	PG 21	6	21	100
MEP 13,5 - 16	10062197	PG 13,5	PG 16	6,5	19	100
MEP 13,5 - 21	10062198	PG 13,5	PG 21	6,5	21	100
MEP 16 - 21	10062199	PG 16	PG 21	6,5	21	100
MEP 16 - 29	10062200	PG 16	PG 29	7	23	50
MEP 21 - 29	10062201	PG 21	PG 29	7	23	50
MEP 29 - 36	10062202	PG 29	PG 36	8	27,5	25
MEP 36 - 42	10062203	PG 36	PG 42	9	31	25
MEP 42 - 48	10062204	PG 42	PG 48	10	33	10

Recommended accessories



EMMU
Page 53

MMU
Page 53

ORD
Page 154

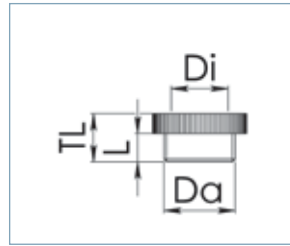
Reduction adaptors



MRM



MRP



Material: Brass nickel-plated

MRM, metric-metric

Type	WISKA-No. Ni				TL (mm)	
MRM 16/12	10063940	M 16x1,5	M 12x1,5	5	8	100
MRM 20/12	10063941	M 20x1,5	M 12x1,5	6	8,5	100
MRM 20/16	10063942	M 20x1,5	M 16x1,5	6	8,5	100
MRM 25/16	10063943	M 25x1,5	M 16x1,5	7	10	50
MRM 25/20	10063944	M 25x1,5	M 20x1,5	7	10	100
MRM 32/20	10063945	M 32x1,5	M 20x1,5	8	11,5	25
MRM 32/25	10063946	M 32x1,5	M 25x1,5	8	11,5	50
MRM 40/25	10063947	M 40x1,5	M 25x1,5	8	11,5	25
MRM 40/32	10063948	M 40x1,5	M 32x1,5	8	11,5	25
MRM 50/32	10063949	M 50x1,5	M 32x1,5	9	12,5	10
MRM 50/40	10063950	M 50x1,5	M 40x1,5	9	12,5	25
MRM 63/40	10063951	M 63x1,5	M 40x1,5	10	14	10
MRM 63/50	10063952	M 63x1,5	M 50x1,5	10	14	10

Recommended accessories







EMMU
Page 53



ORD
Page 154

MRP, PG-PG

Type	WISKA-No. Ni				TL (mm)	
MRP 9 - 7	10062161	PG 9	PG 7	6	8,5	100
MRP 11 - 7	10062162	PG 11	PG 7	6	8,5	100
MRP 11 - 9	10062163	PG 11	PG 9	6	8,5	100
MRP 13,5 - 7	10062164	PG 13,5	PG 7	6,5	9	100
MRP 13,5 - 9	10062165	PG 13,5	PG 9	6,5	9	100
MRP 13,5 - 11	10062166	PG 13,5	PG 11	6,5	9	100
MRP 16 - 7	10062167	PG 16	PG 7	6,5	9,5	100
MRP 16 - 9	10062168	PG 16	PG 9	6,5	9,5	100
MRP 16 - 11	10062169	PG 16	PG 11	6,5	9,5	100
MRP 16 - 13,5	10062170	PG 16	PG 13,5	6,5	9,5	100
MRP 21 - 11	10062171	PG 21	PG 11	7	10	50
MRP 21 - 13,5	10062172	PG 21	PG 13,5	7	10	50
MRP 21 - 16	10062173	PG 21	PG 16	7	10	50
MRP 29 - 13,5	10062174	PG 29	PG 13,5	8	11,5	50
MRP 29 - 16	10062175	PG 29	PG 16	8	11,5	50
MRP 29 - 21	10062176	PG 29	PG 21	8	11,5	50
MRP 36 - 21	10062177	PG 36	PG 21	9	12,5	25
MRP 36 - 29	10062178	PG 36	PG 29	9	12,5	25
MRP 42 - 29	10062179	PG 42	PG 29	10	14	25
MRP 42 - 36	10062180	PG 42	PG 36	10	14	25
MRP 48 - 36	10062181	PG 48	PG 36	10	14	25
MRP 48 - 42	10062182	PG 48	PG 42	10	14	25

Recommended accessories



EMMU
Page 53



MMU
Page 53



ORD
Page 154

POLYAMIDE
POLYAMIDE
ACCESSORIES
MEMBRANE
BRASS
BRASS
ACCESSORIES
MARTIME
STAINLESS
STEEL
EMC
EX E / I
EX D
VENTING
BS 6121
SEALINGS,
TOOLS
JUNCTION
BOXES
TECHNICS
INDEX

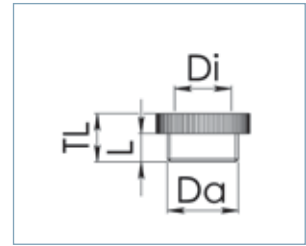
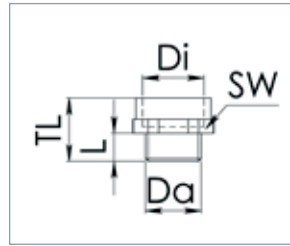
Adaptors, AMMP, metric-PG



AMMP Form A







AMMP Form B



Material:

Brass nickel-plated

Type	WISKA-No. Ni	 D (mm)	 Di (mm)	 TL (mm)	TL (mm)	Form	
AMMP 12/7	10063911	M 12x1,5	PG 7	5	15	A	100
AMMP 12/9	10063912	M 12x1,5	PG 9	5	15	A	100
AMMP 16/7	10063913	M 16x1,5	PG 7	5	7,5	B	100
AMMP 16/9	10063914	M 16x1,5	PG 9	5	15,5	A	100
AMMP 16/11	10063915	M 16x1,5	PG 11	6	16,5	A	100
AMMP 20/9	10063916	M 20x1,5	PG 9	6	9	B	50
AMMP 20/11	10063917	M 20x1,5	PG 11	6	17	A	50
AMMP 20/13,5	10063918	M 20x1,5	PG 13,5	6	18,5	A	50
AMMP 20/16	10063919	M 20x1,5	PG 16	6	19,5	A	50
AMMP 25/11	10063920	M 25x1,5	PG 11	7	10	B	50
AMMP 25/13,5	10063921	M 25x1,5	PG 13,5	7	10	B	50
AMMP 25/16	10063922	M 25x1,5	PG 16	7	10	B	50
AMMP 25/21	10063923	M 25x1,5	PG 21	7	22	A	50
AMMP 32/13,5	10063924	M 32x1,5	PG 13,5	8	11,5	B	25
AMMP 32/16	10063925	M 32x1,5	PG 16	8	11,5	B	25
AMMP 32/21	10063926	M 32x1,5	PG 21	8	11,5	B	25
AMMP 32/29	10063927	M 32x1,5	PG 29	8	24,5	A	25
AMMP 40/16	10063928	M 40x1,5	PG 16	8	11,5	B	25
AMMP 40/21	10063929	M 40x1,5	PG 21	8	11,5	B	25
AMMP 40/29	10063930	M 40x1,5	PG 29	8	11,5	B	25
AMMP 50/29	10063933	M 50x1,5	PG 29	9	12,5	B	10
AMMP 50/42	10063935	M 50x1,5	PG 42	9	31	A	10
AMMP 63/36	10063937	M 63x1,5	PG 36	10	14	B	10
AMMP 63/42	10063938	M 63x1,5	PG 42	10	14	B	10
AMMP 63/48	10063939	M 63x1,5	PG 48	10	33	A	10

Recommended accessories



EMMU
Page 53



ORD
Page 154

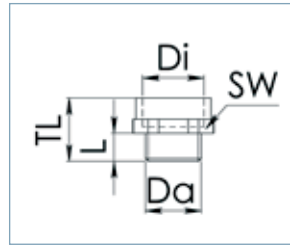
Adaptors



AMPM








AMMN








Material: Brass nickel-plated

AMPM, PG-metric

Type	WISKA-No. Ni	 D (mm)	 Di (mm)	 TL (mm)	 TL (mm)	
AMPM 7/12	10063880	PG 7	M 12x1,5	5	15	100
AMPM 9/16	10063883	PG 9	M 16x1,5	6	16	100
AMPM 11/16	10063885	PG 11	M 16x1,5	6	16	100
AMPM 13,5/20	10063889	PG 13,5	M 20x1,5	6,5	17,5	100
AMPM 16/20	10063891	PG 16	M 20x1,5	6,5	17,5	100
AMPM 16/25	10063892	PG 16	M 25x1,5	6,5	18,5	100
AMPM 21/25	10063894	PG 21	M 25x1,5	7	19	100
AMPM 21/32	10063895	PG 21	M 32x1,5	7	20	100
AMPM 29/40	10063898	PG 29	M 40x1,5	8	21	50
AMPM 36/50	10063901	PG 36	M 50x1,5	9	23	25
AMPM 42/63	10063905	PG 42	M 63x1,5	10	25	10

AMMN, metric-NPT

Type	WISKA-No. Ni	 D (mm)	 Di (mm)	 TL (mm)	 TL (mm)	
AMMN 20 - 3/8	10062965	M 20x1,5	NPT 3/8"	10	20	20
AMMN 20 - 1/2	10062966	M 20x1,5	NPT 1/2"	10	22,5	25
AMMN 25 - 3/4	10062967	M 25x1,5	NPT 3/4"	8	25	10
AMMN 32 - 1	10062968	M 32x1,5	NPT 1"	6	30	10


Recommended accessories



EMMU
Page 53

MMU
Page 53

ORD
Page 154



Maritime cable glands

For the maritime industry, WISKA offers cable glands complying with DIN 89280 and DIN 89285. These are particularly optimised for use in the harsh conditions on ships and offshore installations.

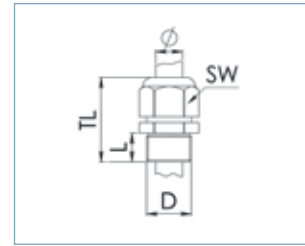
SPRINT cable glands, MMSKV, metric, DIN 89285



MMSKV



MMSKV EMV-Z



Protection class: IP 68, 5 bar 30 min, IP 69K
Temperature range: -40 °C - 100 °C
Material: Gland: Brass, Clamping cage: Polyamide, Gasket: EPDM

MMSKV

Type	WISKA-No. bright	WISKA-No. Ni	WISKA-No. Cr					TL (mm)	
MMSKV 16	10065101	10065108	10065115	M 16x1,5	9	4,5 - 10	20	30 - 38	1
MMSKV 18	10065102	10065109	10065116	M 18x1,5	10	6 - 13	24	33 - 41	1
MMSKV 24	10065103	10065110	10065117	M 24x1,5	11	9 - 17	29	37 - 46	1
MMSKV 30	10065104	10065111	10065118	M 30x2	12	13 - 21	36	40 - 48	1
MMSKV 36	10065105	10065112	10065119	M 36x2	13	16 - 28	46	49 - 60	1
MMSKV 45	10065106	10065113	10065120	M 45x2	14	21 - 35	55	56 - 67	1
MMSKV 56	10065107	10065114	10065121	M 56x2	15	34 - 48	68	61 - 72	1

MMSKV EMV Z

Type	WISKA-No. bright	WISKA-No. Ni	WISKA-No. Cr					TL (mm)	
MMSKV 16 EMV Z	10065122	10065129	10065136	M 16x1,5	9	4,5 - 10	20	30 - 38	1
MMSKV 18 EMV Z	10065123	10065130	10065137	M 18x1,5	10	6 - 13	24	33 - 41	1
MMSKV 24 EMV Z	10065124	10065131	10065138	M 24x1,5	11	9 - 17	29	37 - 46	1
MMSKV 30 EMV Z	10065125	10065132	10065139	M 30x2	12	13 - 21	36	40 - 48	1
MMSKV 36 EMV Z	10065126	10065133	10065140	M 36x2	13	16 - 28	46	49 - 60	1
MMSKV 45 EMV Z	10065127	10065134	10065141	M 45x2	14	21 - 35	55	56 - 67	1
MMSKV 56 EMV Z	10065128	10065135	10065142	M 56x2	15	34 - 48	68	61 - 72	1

Recommended accessories



GM Page 70

RDE Page 147

MFD Page 150

BS Page 152

Cable glands circular, KVM, metric, DIN 89280



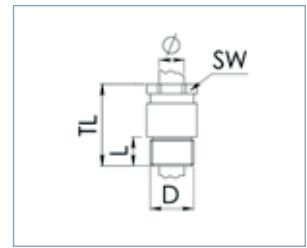
KVM



W-Insert



Z-Insert








Protection class: IP 54
 Temperature range: -40 °C - 100 °C
 Advice: * Similar to DIN 89280
 Material: Gland: Brass, Gasket: EPDM

KVM, type Z

Type	WISKA-No. bright	WISKA-No. Ni	WISKA-No. Cr					TL (mm)	
KVM 18-Z8	10010833	10013118	10014478	M 18x1,5	10	7 - 8,5	19	43	1
KVM 18-Z10	10010835	10010384	10014481	M 18x1,5	10	8 - 10,5	19	43	1
KVM 24-Z8A	10010836	10014480	10014482	M 24x1,5	11	7 - 8,5	24	49	1
KVM 24-Z10A	10010837	10014484	10014157	M 24x1,5	11	8 - 10,5	24	49	1
KVM 24-Z12	10010839	10012807	10014486	M 24x1,5	11	10 - 12,5	24	49	1
KVM 24-Z14	10010840	10012812	10014392	M 24x1,5	11	12 - 14,5	24	49	1
KVM 24-Z16	10010841	10014488	10014487	M 24x1,5	11	14 - 16,5	24	49	1
KVM 24-Z17	10010842	10014490	10014489	M 24x1,5	11	16 - 17,5	24	49	1
KVM 30-Z18	10010843	10013310	10014183	M 30x2	12	16 - 18,5	30	52	1
KVM 30-Z20	10010844	10013420	10014341	M 30x2	12	18 - 20,5	30	52	1
KVM 36-Z22	10010846	10013311	10014493	M 36x2	13	20 - 22,5	36	58	1
KVM 36-Z24	10010847	10014494	10014184	M 36x2	13	22 - 24,5	36	58	1
KVM 36-Z26	10010848	10014496	10014495	M 36x2	13	24 - 26,5	36	58	1
KVM 45-Z28	10010849	10014498	10014497	M 45x2	14	26 - 28,5	46	62	1
KVM 45-Z30	10010850	10014499	10014342	M 45x2	14	28 - 30,5	46	62	1
KVM 45-Z32	10010851	10013322	10014500	M 45x2	14	30 - 32,5	46	62	1
KVM 56-Z35	10010852	10014542	10014541	M 56x2	15	32 - 35,5	55	68	1
KVM 56-Z38	10010853	10013301	10014540	M 56x2	15	35 - 38,5	55	68	1
KVM 56-Z41	10010854	10013323	10014543	M 56x2	15	38 - 41,5	55	68	1
KVM 72-Z44	10010855	10014550	10014544	M 72x2	16	41 - 44,5	70	73	1
KVM 72-Z48	10010856	10013302	10014545	M 72x2	16	44 - 48,5	70	73	1
KVM 72-Z52	10010857	10014551	10014546	M 72x2	16	48 - 52,5	70	73	1
KVM 80-Z61*	10016543	10101672	10016581	M 80x2	18	52 - 62	85	79	1
KVM 80-Z64*	10010858	10014552	10014547	M 80x2	18	62 - 66	85	79	1
KVM 105-Z70*	10010859	10014553	10014548	M 105x2	20	68 - 73	103	88	1
KVM 105-Z75*	10010860	10014554	10014549	M 105x2	20	73 - 78	103	88	1

KVM, type W

Type	WISKA-No. bright	WISKA-No. Ni	WISKA-No. Cr	 D (mm)	 L (mm)	 (mm)	 SW (mm)	TL (mm)	
KVM 18-W8	10010862	10014561	10014562	M 18x1,5	10	7 - 8,5	19	43	1
KVM 18-W10	10010863	10014563	10014564	M 18x1,5	10	8 - 10,5	19	43	1
KVM 24-W8A	10010864	10014565	10014566	M 24x1,5	11	7 - 8,5	24	49	1
KVM 24-W10A	10010865	10013483	10014567	M 24x1,5	11	8 - 10,5	24	49	1
KVM 24-W12	10010866	10014212	10014568	M 24x1,5	11	10 - 12,5	24	49	1
KVM 24-W14	10010867	10012933	10014569	M 24x1,5	11	12 - 14,5	24	49	1
KVM 24-W16	10010868	10014570	10014571	M 24x1,5	11	14 - 16,5	24	49	1
KVM 24-W17	10010869	10014572	10014573	M 24x1,5	11	16 - 17,5	24	49	1
KVM 30-W18	10010871	10014576	10014577	M 30x2	12	16 - 18,5	30	52	1
KVM 30-W20	10010872	10014578	10014470	M 30x2	12	18 - 20,5	30	52	1
KVM 36-W22	10010875	10014582	10014583	M 36x2	13	20 - 22,5	36	58	1
KVM 36-W24	10010876	10014584	10014585	M 36x2	13	22 - 24,5	36	58	1
KVM 36-W26	10010877	10013069	10014586	M 36x2	13	24 - 26,5	36	58	1
KVM 45-W28	10010878	10012299	10014587	M 45x2	14	26 - 28,5	46	62	1
KVM 45-W30	10010879	10014588	10014589	M 45x2	14	28 - 30,5	46	62	1
KVM 45-W32	10010880	10014590	10014591	M 45x2	14	30 - 32,5	46	62	1
KVM 56-W35	10010881	10014592	10014593	M 56x2	15	32 - 35,5	55	68	1
KVM 56-W38	10010882	10014594	10014595	M 56x2	15	35 - 38,5	55	68	1
KVM 56-W41	10010883	10014596	10014597	M 56x2	15	38 - 41,5	55	68	1
KVM 72-W44	10010884	10014598	10014599	M 72x2	16	41 - 44,5	70	73	1
KVM 72-W48	10010885	10014600	10014601	M 72x2	16	44 - 48,5	70	73	1
KVM 72-W52	10010886	10014602	10014603	M 72x2	16	48 - 52,5	70	73	1
KVM 72-W56	10010887	10014311	10014604	M 72x2	16	52 - 56,5	70	73	1
KVM 80-W61*	10016453	10016454	10016455	M 80x2	18	59 - 62	85	79	1
KVM 80-W64*	10010888	10014605	10014606	M 80x2	18	62 - 66	85	79	1
KVM 105-W70*	10010890	10014607	10014608	M 105x2	20	68 - 73	103	88	1
KVM 105-W75	10010891	10016207	10014610	M 105x2	20	73 - 78	103	88	1
KVM 105-W80*	10010892	10016208	10014612	M 105x2	20	78 - 83	103	88	1

Recommended accessories



GM
Page 70

Cable glands hexagonal, KVMS, metric, DIN 89280



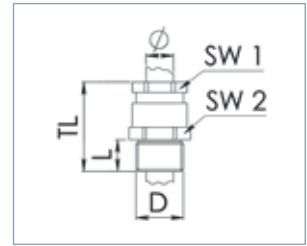
KVMS



W-Insert



Z-Insert



Protection class: IP 54
 Temperature range: -40 °C - 100 °C
 Advice: * Similar to DIN 89280
 Material: Gland: Brass, Gasket: EPDM

KVMS, type Z

Type	WISKA-No. bright	WISKA-No. Ni	WISKA-No. Cr						TL (mm)	
KVMS 18-Z8	10016840	10016725	10016919	M 18x1,5	10	7 - 8,5	19	24	43	1
KVMS 18-Z10	10016841	10016726	10016920	M 18x1,5	10	8 - 10,5	19	24	43	1
KVMS 24-Z8A	10016842	10016727	10016921	M 24x1,5	11	7 - 8,5	24	29	49	1
KVMS 24-Z10A	10016843	10016728	10016922	M 24x1,5	11	8 - 10,5	24	29	49	1
KVMS 24-Z12	10016844	10016729	10016923	M 24x1,5	11	10 - 12,5	24	29	49	1
KVMS 24-Z14	10016845	10016730	10016924	M 24x1,5	11	12 - 14,5	24	29	49	1
KVMS 24-Z16	10016846	10016731	10016925	M 24x1,5	11	14 - 16,5	24	29	49	1
KVMS 24-Z17	10016847	10016732	10016927	M 24x1,5	11	16 - 17,5	24	29	49	1
KVMS 30-Z18	10016848	10016733	10016928	M 30x2	12	16 - 18,5	30	36	52	1
KVMS 30-Z20	10016849	10016734	10016929	M 30x2	12	18 - 20,5	30	36	52	1
KVMS 36-Z22	10016850	10016735	10016930	M 36x2	13	20 - 22,5	36	41	58	1
KVMS 36-Z24	10016851	10016736	10016931	M 36x2	13	22 - 24,5	36	41	58	1
KVMS 36-Z26	10016852	10016737	10016932	M 36x2	13	24 - 26,5	36	41	58	1
KVMS 45-Z28	10016853	10016738	10016933	M 45x2	14	26 - 28,5	46	51	62	1
KVMS 45-Z30	10016854	10016739	10016934	M 45x2	14	28 - 30,5	46	51	62	1
KVMS 45-Z32	10016855	10016740	10016935	M 45x2	14	30 - 32,5	46	51	62	1
KVMS 56-Z35	10016856	10016741	10016936	M 56x2	15	32 - 35,5	55	62	68	1
KVMS 56-Z38	10016857	10016742	10016937	M 56x2	15	35 - 38,5	55	62	68	1
KVMS 56-Z41	10016858	10016743	10016938	M 56x2	15	38 - 41,5	55	63	68	1
KVMS 72-Z44	10016859	10016744	10016939	M 72x2	16	41 - 44,5	70	78	73	1
KVMS 72-Z48	10016860	10016745	10016940	M 72x2	16	44 - 48,5	70	78	73	1
KVMS 72-Z52	10016861	10016746	10016942	M 72x2	16	48 - 52,5	70	78	73	1
KVMS 80-Z64*	10016862	10016747	10016943	M 80x2	18	62 - 66	85	90	79	1
KVMS 105-Z70*	10016863	10016748	10016944	M 105x2	20	68 - 73	103	115	88	1
KVMS 105-Z75*	10016864	10016749	10016945	M 105x2	20	73 - 78	103	115	88	1

POLYAMIDE
 POLYAMIDE ACCESSORIES
 MEMBRANE
 BRASS
 BRASS ACCESSORIES
 MARITIME
 STAINLESS STEEL
 EMC
 EX E / I
 EX D
 VENTING
 BS 6121
 SEALINGS, TOOLS
 JUNCTION BOXES
 TECHNICS
 INDEX

KVMS, type W

Type	WISKA-No. bright	WISKA-No. Ni	WISKA-No. Cr						TL (mm)	
KVMS 18-W8	10016870	10016698	10016946	M 18x1,5	10	7 - 8,5	19	24	43	1
KVMS 18-W10	10016871	10016699	10016947	M 18x1,5	10	8 - 10,5	19	24	43	1
KVMS 24-W8A	10016872	10016700	10016948	M 24x1,5	11	7 - 8,5	24	29	49	1
KVMS 24-W10A	10016873	10016701	10016949	M 24x1,5	11	8 - 10,5	24	29	49	1
KVMS 24-W12	10016874	10016702	10016950	M 24x1,5	11	10 - 12,5	24	29	49	1
KVMS 24-W14	10016875	10016703	10016951	M 24x1,5	11	12 - 14,5	24	29	49	1
KVMS 24-W16	10016876	10016704	10016952	M 24x1,5	11	14 - 16,5	24	29	49	1
KVMS 24-W17	10016877	10016705	10016953	M 24x1,5	11	16 - 17,5	24	29	49	1
KVMS 30-W18	10016878	10016706	10016954	M 30x2	12	16 - 18,5	30	36	52	1
KVMS 30-W20	10016879	10016707	10016955	M 30x2	12	18 - 20,5	30	36	52	1
KVMS 36-W22	10016880	10016708	10016956	M 36x2	13	20 - 22,5	36	41	58	1
KVMS 36-W24	10016881	10016709	10016957	M 36x2	13	22 - 24,5	36	41	58	1
KVMS 36-W26	10016882	10016710	10016958	M 36x2	13	24 - 26,5	36	41	58	1
KVMS 45-W28	10016883	10016711	10016959	M 45x2	14	26 - 28,5	46	51	62	1
KVMS 45-W30	10016884	10016712	10016960	M 45x2	14	28 - 30,5	46	51	62	1
KVMS 45-W32	10016885	10016713	10016961	M 45x2	14	30 - 32,5	46	51	62	1
KVMS 56-W35	10016886	10016714	10016962	M 56x2	15	32 - 35,5	55	62	68	1
KVMS 56-W38	10016887	10016715	10016963	M 56x2	15	35 - 38,5	55	62	68	1
KVMS 56-W41	10016888	10016716	10016964	M 56x2	15	38 - 41,5	55	62	68	1
KVMS 72-W44	10016889	10016717	10016965	M 72x2	16	41 - 44,5	70	78	73	1
KVMS 72-W48	10016890	10016718	10016966	M 72x2	16	44 - 48,5	70	78	73	1
KVMS 72-W52	10016891	10016719	10016967	M 72x2	16	48 - 52,5	70	78	73	1
KVMS 72-W56	10016892	10016720	10016968	M 72x2	16	52 - 56,5	70	78	73	1
KVMS 80-W61*	10016450	10016451	10016452	M 80x2	18	59 - 62	85	90	79	1
KVMS 80-W64*	10016893	10016721	10016969	M 80x2	18	62 - 66	85	90	79	1
KVMS 105-W70*	10016894	10016722	10016970	M 105x2	20	68 - 73	103	115	88	1
KVMS 105-W75*	10016895	10016723	10016971	M 105x2	20	73 - 78	103	115	88	1
KVMS 105-W80*	10016896	10016724	10016972	M 105x2	20	78 - 83	103	115	88	1

Recommended accessories



GM
Page 70

POLYAMIDE
ACCESSORIES
MEMBRANE
BRASS
BRASS
ACCESSORIES
MARITIME
STAINLESS
STEEL
EMC
EX E / I
EX D
VENTING
BS 6121
SEALINGS,
TOOLS
JUNCTION
BOXES
TECHNICS
INDEX

Cable glands hexagonal, EKVM, metric, DIN 89280



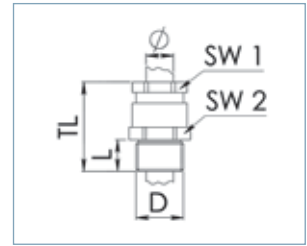
EKVM



W-Insert



Z-Insert









Protection class: IP 54
 Temperature range: -40 °C - 100 °C
 Material: Gland: Brass, Gasket: EPDM

EKVM, type Z

Type	WISKA-No. bright	WISKA-No. Ni	WISKA-No. Cr						TL (mm)	
EKVM 18/20-Z8	10016309	10014265	10016898	M 20x1,5	10	7 - 8,5	19	24	41	1
EKVM 18/20-Z10	10016310	10014266	10016899	M 20x1,5	10	8 - 10,5	19	24	41	1
EKVM 24/25-Z8A	10016311	10014267	10016900	M 25x1,5	11	7 - 8,5	24	29	47	1
EKVM 24/25-Z10A	10016312	10014268	10016901	M 25x1,5	11	8 - 10,5	24	29	47	1
EKVM 24/25-Z12	10016313	10014269	10016902	M 25x1,5	11	10 - 12,5	24	29	47	1
EKVM 24/25-Z14	10016314	10014270	10016903	M 25x1,5	11	12 - 14,5	24	29	47	1
EKVM 24/25-Z16	10016315	10014271	10016031	M 25x1,5	11	14 - 16,5	24	29	47	1
EKVM 24/25-Z17	10016316	10014272	10016904	M 25x1,5	11	16 - 17,5	24	29	47	1
EKVM 30/32-Z18	10016265	10014276	10016905	M 32x1,5	12	16 - 18,5	30	36	51	1
EKVM 30/32-Z20	10016317	10014280	10016906	M 32x1,5	12	18 - 20,5	30	36	51	1
EKVM 36/40-Z22	10016318	10014294	10016907	M 40x1,5	13	20 - 22,5	36	46	56	1
EKVM 36/40-Z24	10016319	10014295	10016908	M 40x1,5	13	22 - 24,5	36	46	56	1
EKVM 36/40-Z26	10016320	10014296	10016909	M 40x1,5	13	24 - 26,5	36	46	56	1
EKVM 45/50-Z28	10016266	10014297	10016910	M 50x1,5	14	26 - 28,5	46	55	59	1
EKVM 45/50-Z30	10016321	10014298	10016911	M 50x1,5	14	28 - 30,5	46	55	59	1
EKVM 45/50-Z32	10016322	10014299	10016912	M 50x1,5	14	30 - 32,5	46	55	59	1
EKVM 56/63-Z35	10016323	10014358	10016913	M 63x1,5	15	32 - 35,5	55	68	64	1
EKVM 56/63-Z38	10016324	10014518	10016914	M 63x1,5	15	35 - 38,5	55	68	64	1
EKVM 56/63-Z41	10016325	10014534	10016915	M 63x1,5	15	38 - 41,5	55	68	64	1
EKVM 72/75-Z44	10016326	10014535	10016916	M 75x1,5	16	41 - 44,5	70	82	69	1
EKVM 72/75-Z48	10016327	10014536	10016917	M 75x1,5	16	44 - 48,5	70	82	69	1
EKVM 72/75-Z52	10016328	10014537	10016918	M 75x1,5	16	48 - 52,5	70	82	69	1

EKVM, type W

Type	WISKA-No. bright	WISKA-No. Ni	WISKA-No. Cr	 D (mm)	 L (mm)	 (mm)	 SW 1 (mm)	 SW 2 (mm)	TL (mm)	
EKVM 18/20-W8	10016329	10016818	10016750	M 20x1,5	10	7 - 8,5	19	24	41	1
EKVM 18/20-W10	10016330	10016819	10016751	M 20x1,5	10	8 - 10,5	19	24	43	1
EKVM 24/25-W8A	10016331	10016820	10016752	M 25x1,5	11	7 - 8,5	24	29	47	1
EKVM 24/25-W10A	10016257	10016821	10016753	M 25x1,5	11	8 - 10,5	24	29	47	1
EKVM 24/25-W12	10016332	10016822	10016754	M 25x1,5	11	10 - 12,5	24	29	47	1
EKVM 24/25-W14	10016333	10016823	10016755	M 25x1,5	11	12 - 14,5	24	29	47	1
EKVM 24/25-W16	10016334	10016824	10016756	M 25x1,5	11	14 - 16,5	24	29	47	1
EKVM 24/25-W17	10016335	10016825	10016757	M 25x1,5	11	16 - 17,5	24	29	47	1
EKVM 30/32-W18	10016336	10016826	10016758	M 32x1,5	12	16 - 18,5	30	36	51	1
EKVM 30/32-W20	10016337	10016827	10016759	M 32x1,5	12	18 - 20,5	30	36	51	1
EKVM 36/40-W22	10016338	10016828	10016760	M 40x1,5	13	20 - 22,5	36	46	56	1
EKVM 36/40-W24	10016339	10016829	10016761	M 40x1,5	13	22 - 24,5	36	46	56	1
EKVM 36/40-W26	10016340	10016830	10016762	M 40x1,5	13	24 - 26,5	36	46	56	1
EKVM 45/50-W28	10016341	10016831	10016763	M 50x1,5	14	26 - 28,5	46	55	59	1
EKVM 45/50-W30	10016342	10016832	10016764	M 50x1,5	14	28 - 30,5	46	55	59	1
EKVM 45/50-W32	10016343	10016833	10016765	M 50x1,5	14	30 - 32,5	46	55	59	1
EKVM 56/63-W35	10016344	10016834	10016766	M 63x1,5	15	32 - 35,5	55	68	64	1
EKVM 56/63-W38	10016345	10016835	10016767	M 63x1,5	15	35 - 38,5	55	68	64	1
EKVM 56/63-W41	10016346	10016836	10016768	M 63x1,5	15	38 - 41,5	55	68	64	1
EKVM 72/75-W44	10016347	10016837	10016769	M 75x1,5	16	41 - 44,5	70	82	69	1
EKVM 72/75-W48	10016348	10016838	10016770	M 75x1,5	16	44 - 48,5	70	82	69	1
EKVM 72/75-W52	10016349	10016839	10016771	M 75x1,5	16	48 - 52,5	70	82	69	1

Recommended accessories



EMMU
Page 53

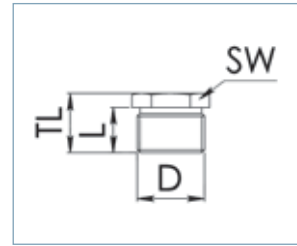
Bushes, metric, DIN 89280



SBK



SBL



Material: Brass

SBK, short

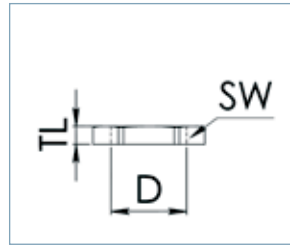
Type	WISKA-No. bright	WISKA-No. Ni	WISKA-No. Cr				TL (mm)	
SBK 18	50080076	30070546	30071625	M 18x1,5	8	19	12	1
SBK 24	50080077	30070901	30071611	M 24x1,5	10	24	16	1
SBK 30	50080078	30071083	30071626	M 30x2	11	30	16	1
SBK 36	50080079	30071075	30071627	M 36x2	11	36	17	1
SBK 45	50080080	30071069	30071463	M 45x1,5	12	46	19	1
SBK 56	50080081	30071065	30071601	M 56x2	12	55	20	1
SBK 72	50080082	30071064	30071680	M 72x2	14	70	22	1

SBL, long

Type	WISKA-No. bright	WISKA-No. Ni	WISKA-No. Cr				TL (mm)	
SBL 16	50080085	30071931	30071458	M 16x1,5	15	17	19	1
SBL 18	50080086	30070547	30070490	M 18x1,5	16	19	20	1
SBL 24	50080087	30070439	30070475	M 24x1,5	16	24	21	1
SBL 30	50080088	30071082	30070470	M 30x2	19	30	24	1
SBL 36	50080089	30071080	30070454	M 36x2	19	36	25	1
SBL 45	50080090	30071365	30070452	M 45x2	20	46	27	1
SBL 56	50080091	30070182	30070446	M 56x2	20	55	28	1
SBL 72	50080092	30070184	30071703	M 72x2	22	70	30	1
SBL 80	50080093	30070767	30071705	M 80x2	25	85	33	1
SBL 105	50080095	30072051	30073947	M 105x2	31	105	40	1

POLYAMIDE
POLYAMIDE ACCESSORIES
MEMBRANE
BRASS
BRASS ACCESSORIES
MARITIME
STAINLESS STEEL
EMC
EX E / I
EX D
VENTING
BS 6121
SEALINGS, TOOLS
JUNCTION BOXES
TECHNICS
INDEX

Locknuts, GM, metric, DIN 89280



GM



Advice: * Similar to DIN 89280
Material: Brass

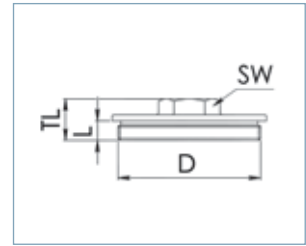
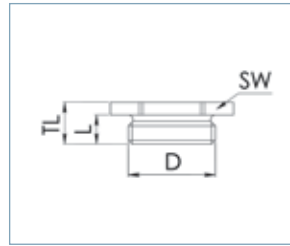
Type	WISKA-No. bright	WISKA-No. Ni	WISKA-No. Cr	D (mm)	SW (mm)	TL (mm)	
GM 16	50013662	10011606	10014237	M 16x1,5	22	4	1
GM 18	50011419	10012963	10011533	M 18x1,5	22	4	1
GM 24	50011420	10013175	10011532	M 24x1,5	30	5	1
GM 30	50011421	10012814	10011531	M 30x2	36	6	1
GM 36	50011422	10012815	10011530	M 36x2	41	7	1
GM 45	50011423	10011559	10011529	M 45x2	55	8	1
GM 56	50011424	10011557	10011528	M 56x2	65	9	1
GM 72	50011425	30070555	10012075	M 72x2	85	10	1
GM 80*	50011426	10014199	10011858	M 80x2	90	11	1
GM 105*	50011427	10011708	10103708	M 105x2	120	14	1

POLYAMIDE
POLYAMIDE ACCESSORIES
MEMBRANE
BRASS
BRASS ACCESSORIES
MARITIME
STAINLESS STEEL
EMC
EX E / I
EX D
VENTING
BS 6121
SEALINGS, TOOLS
JUNCTION BOXES
TECHNICS
INDEX

Stop ends, VSM, metric, DIN 89284



VSM



Advice:
Material:

* Similar to DIN 89284
Brass

Type	WISKA-No. bright	WISKA-No. Ni	WISKA-No. Cr				TL (mm)	Form	
VSM 16	50084870	50016772	50016782	M 16x1,5	8	22	11,5	A	1
VSM 18	50084875	10012980	10016783	M 18x1,5	8	22	11,5	A	1
VSM 20*	50084871	10016685	10016684	M 20x1,5	8	24	11,5	A	1
VSM 24	50084876	50016774	10016784	M 24x1,5	9	30	13	A	1
VSM 25*	50084872	50016687	50016686	M 25x1,5	9	30	13	A	1
VSM 30	50084877	50016775	50016785	M 30x2	10	36	14	A	1
VSM 32*	50084873	50016689	50016688	M 32x1,5	10	36	14	A	1
VSM 36	50084874	10016776	50016786	M 36x2	12	41	17	A	1
VSM 40*	50084670	10016691	10016690	M 40x1,5	12	22	22	B	1
VSM 45	50084671	10016777	10016787	M 45x2	12	22	22	B	1
VSM 50*	50084672	10016693	10016692	M 50x1,5	12	27	22	B	1
VSM 56	50084673	10016778	10016788	M 56x2	12	27	22	B	1
VSM 63*	50084674	10016695	10016694	M 63x1,5	12	27	22	B	1
VSM 72	50084675	10016779	10016789	M 72x2	12	27	22	B	1
VSM 75*	50084676	10016697	10016696	M 75x2	12	27	22	B	1
VSM 80*	50084677	10016780	10016790	M 80x2	12	27	22	B	1
VSM 105*	50084678	10016781	10016791	M 105x2	12	27	22	B	1

POLYAMIDE
POLYAMIDE ACCESSORIES
MEMBRANE
BRASS
BRASS ACCESSORIES
MARITIME
STAINLESS STEEL
EMC
EX E / I
EX D
VENTING
BS 6121
SEALINGS, TOOLS
JUNCTION BOXES
TECHNICS
INDEX




Earthing cones, EE-VG, VG 88812



EE-VG



Material: Brass chromium-plated

Type	WISKA-No. Cr	VG 88812- 1994	 (mm)		
EE-VG 16-06	50086205		0 - 6	M 16x1,5	1
EE-VG 16-07	50086206		0 - 7	M 16x1,5	1
EE-VG 16-08	50082100	VG A 16	0 - 8	M 16x1,5	1
EE-VG 18-07	50086207		0 - 7	M 18x1,5	1
EE-VG 18-08	50086208		0 - 8	M 18x1,5	1
EE-VG 18-09	50080096	VG A 18	0 - 9	M 18x1,5	1
EE-VG 18-10	50080097	VG B 18	0 - 10	M 18x1,5	1
EE-VG 24-07	50086209		0 - 7	M 24x1,5	1
EE-VG 24-08	50086210		0 - 8	M 24x1,5	1
EE-VG 24-09	50080098	VG A 24	0 - 9	M 24x1,5	1
EE-VG 24-10	50080099	VG B 24	0 - 10,6	M 24x1,5	1
EE-VG 24-13	50080100	VG C 24	0 - 13,6	M 24x1,5	1
EE-VG 30-13	50086211		0 - 13,6	M 30x2	1
EE-VG 30-15	50080101	VG A 30	0 - 15,2	M 30x2	1
EE-VG 30-16	50080102	VG B 30	0 - 16,7	M 30x2	1
EE-VG 30-17	50080103	VG C 30	0 - 17,7	M 30x2	1
EE-VG 36-17	50086212		0 - 17,7	M 36x2	1
EE-VG 36-19	50080104	VG A 36	0 - 19	M 36x2	1
EE-VG 36-21	50080105	VG B 36	0 - 21,8	M 36x2	1
EE-VG 45-23	50080106	VG A 45	0 - 23,8	M 36x2	1
EE-VG 45-27	50080107	VG B 45	0 - 27,4	M 45x2	1
EE-VG 56-27	50086213		0 - 27,4	M 56x2	1
EE-VG 56-30	50080108	VG A 56	0 - 30	M 56x2	1
EE-VG 56-33	50080109	VG B 56	0 - 33,5	M 56x2	1
EE-VG 56-36	50080110	VG C 56	0 - 36,6	M 56x2	1
EE-VG 72-36	50086214		0 - 36,6	M 72x2	1
EE-VG 72-41	50086215		0 - 41,2	M 72x2	1
EE-VG 72-45	50080111	VG A 72	0 - 45,8	M 72x2	1
EE-VG 72-48	50080112	VG B 72	0 - 48	M 72x2	1



Stainless steel cable glands

WISKA's stainless steel products are used in the machine building and offshore industries amongst others. For hygiene-relevant industries such as medicine and clean room technology, biotechnology and the chemical and food industries, the company also offers a specific hygienic design solution.



HatGLAND – Hygienic Design

HatGLAND fulfils all requirements and legal regulations concerning the cleaning of components in plant construction (Machinery Directive 2006/42/ EC, DIN EN 1672-2-2005, EHEDG Documents 8 and 13).

HatGLAND offers you

- A construction form with a 25 % slope, allowing liquids to drain away quickly and easily
- No dirt collection as there are no recesses, grooves or raised areas
- Gap-free sealing concept using hygiene-compliant material
- IP 68 and 69K

Your benefit

- Higher security and quality of your installations: prevention of cable duct contamination
- Reduction of cleaning and maintenance required



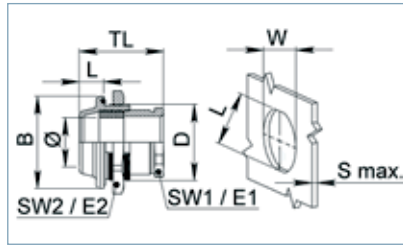
Ideal for: the food industry, medical and clean-room technologies, biotechnology, the chemical industry

- Available in stainless steel with locknut
- Nominal sizes for long slots 12 to 63 mm
- For wall thicknesses up to 10 mm
- Also available as EMC version

HatGLAND cable glands, HGSM Pack, metric








HGSM








Protection class: IP 68, 5 bar 30 min / IP 69K
Material: Gland: Stainless steel A2 (1.4305), Gasket: EPDM

HGSM, -40°C · 120°C

Type	WISKA-No.	 D (mm)	 (mm)	 SW 1 (mm)	 SW 2 (mm)	TL (mm)	LxWxS max (mm)	BxL (mm)	
HGSM 12-E Pack	10101853	M 12	2 - 5	9	15	15,5 - 20,5	10,5x12x4	17x6	1
HGSM 16-E Pack	10101854	M 16	2 - 9	12	19	17,5 - 24,5	14,5x16x5	21x7	1
HGSM 20-E Pack	10101855	M 20	3 - 12	17	24	19,5 - 27,5	18,5x20x5,5	25x8	1
HGSM 25-E Pack	10101856	M 25	4 - 16	21	30	19,5 - 27,5	23x25x5,5	30x8	1
HGSM 32-E Pack	10101857	M 32	9 - 23	28	36	27,5 - 39,5	30x32x10	38x11	1
HGSM 40-E Pack	10101858	M 40	16 - 29	35	46	33 - 47	37x40x10	46x14	1
HGSM 50-E Pack	10101859	M 50	26 - 38	45	60	37 - 53	47x50x10	56x16	1
HGSM 63-E Pack	10101860	M 63	32 - 49	56	70	42 - 60	59x63x10	70x18	1

Protection class: IP 68, 5 bar 30 min / IP 69K
Material: Gland: Stainless steel A2 (1.4305), Gasket: Silicone

HGSM FD, Food, -60°C · 180°C

Type	WISKA-No.	 D (mm)	 (mm)	 SW 1 (mm)	 SW 2 (mm)	TL (mm)	LxWxS max (mm)	BxL (mm)	
HGSM 12 FD Pack	10103623	M 12	2 - 5	9	15	15,5 - 20,5	10,5x12x4	17x6	1
HGSM 16 FD Pack	10103624	M 16	2 - 9	12	19	17,5 - 24,5	14,5x16x5	21x7	1
HGSM 20 FD Pack	10103625	M 20	3 - 12	17	24	19,5 - 27,5	18,5x20x5,5	25x8	1
HGSM 25 FD Pack	10103626	M 25	4 - 16	21	30	19,5 - 27,5	23x25x5,5	30x8	1
HGSM 32 FD Pack	10103627	M 32	9 - 23	28	36	27,5 - 39,5	30x32x10	38x11	1
HGSM 40 FD Pack	10103628	M 40	16 - 29	35	46	33 - 47	37x40x10	46x14	1
HGSM 50 FD Pack	10103629	M 50	26 - 38	45	60	37 - 53	47x50x10	56x16	1
HGSM 63 FD Pack	10103630	M 63	32 - 49	56	70	42 - 60	59x63x10	70x18	1

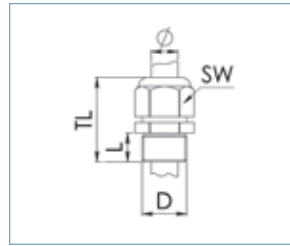
SPRINT cable glands, ESSKV, metric, EN 50262



ESSKV



ESSKV-4



Protection class: IP 68, 5 bar 30 min / IP 69K
Temperature range: -40 °C - 100 °C
Material: Gasket: EPDM, Clamping cage: Polyamide

ESSKV, stainless steel 1.4305

Type	WISKA-No.					TL (mm)	
ESSKV 12	10069000	M 12x1,5	5	3 · 7	17	23 · 30	10
ESSKV 16	10069001	M 16x1,5	5	4,5 · 10	22	26 · 34	10
ESSKV 20	10069002	M 20x1,5	6	6 · 13	24	29 · 37	10
ESSKV 25	10069003	M 25x1,5	7	9 · 17	30	33 · 42	10
ESSKV 32	10069004	M 32x1,5	8	13 · 21	36	36 · 44	5
ESSKV 40	10069005	M 40x1,5	8	16 · 28	46	44 · 55	5
ESSKV 50	10069006	M 50x1,5	9	21 · 35	55	51 · 62	2
ESSKV 63	10069007	M 63x1,5	10	34 · 48	68	56 · 67	1

ESSKV-4, stainless steel 1.4404

Type	WISKA-No.					TL (mm)	
ESSKV-4 12	10069100	M 12x1,5	5	3 · 7	17	23 · 30	10
ESSKV-4 16	10069101	M 16x1,5	5	4,5 · 10	22	26 · 34	10
ESSKV-4 20	10069102	M 20x1,5	6	6 · 13	24	29 · 37	10
ESSKV-4 25	10069103	M 25x1,5	7	9 · 17	30	33 · 42	10
ESSKV-4 32	10069104	M 32x1,5	8	13 · 21	36	36 · 44	5
ESSKV-4 40	10069105	M 40x1,5	8	16 · 28	46	44 · 55	5
ESSKV-4 50	10069106	M 50x1,5	9	21 · 35	55	51 · 62	2
ESSKV-4 63	10069107	M 63x1,5	10	34 · 48	68	56 · 67	1

Recommended accessories



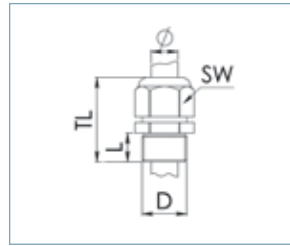
SPRINT cable glands LowTemp, ESSKV LT, metric, EN 50262



ESSKV LT



ESSKV-4 LT



Protection class: IP 68, 5 bar 30 min / IP 69K
 Temperature range: -60 °C - 100 °C
 Material: Gasket: EPDM, Clamping cage: Polyamide

ESSKV LT, stainless steel 1.4305

Type	WISKA-No.	D (mm)	L (mm)	Ø (mm)	SW (mm)	TL (mm)	Box
ESSKV 12 LT	10065962	M 12x1,5	5	3 - 7	17	23 - 30	10
ESSKV 16 LT	10065963	M 16x1,5	5	4,5 - 10	22	26 - 34	10
ESSKV 20 LT	10065964	M 20x1,5	6	6 - 13	24	29 - 37	10
ESSKV 25 LT	10065965	M 25x1,5	7	9 - 17	30	33 - 42	10
ESSKV 32 LT	10065966	M 32x1,5	8	13 - 21	36	36 - 44	5
ESSKV 40 LT	10065967	M 40x1,5	8	16 - 28	46	44 - 55	5
ESSKV 50 LT	10065968	M 50x1,5	9	21 - 35	55	51 - 62	2
ESSKV 63 LT	10065969	M 63x1,5	10	34 - 48	68	56 - 67	1

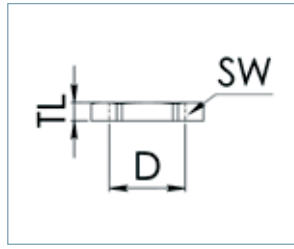
ESSKV-4 LT, stainless steel 1.4404

Type	WISKA-No.	D (mm)	L (mm)	Ø (mm)	SW (mm)	TL (mm)	Box
ESSKV-4 12 LT	10065881	M 12x1,5	5	3 - 7	17	23 - 30	10
ESSKV-4 16 LT	10065882	M 16x1,5	5	4,5 - 10	22	26 - 34	10
ESSKV-4 20 LT	10065883	M 20x1,5	6	6 - 13	24	29 - 37	10
ESSKV-4 25 LT	10065884	M 25x1,5	7	9 - 17	30	33 - 42	10
ESSKV-4 32 LT	10065885	M 32x1,5	8	13 - 21	36	36 - 44	5
ESSKV-4 40 LT	10065886	M 40x1,5	8	16 - 28	46	44 - 55	5
ESSKV-4 50 LT	10065887	M 50x1,5	9	21 - 35	55	51 - 62	2
ESSKV-4 63 LT	10065888	M 63x1,5	10	34 - 48	68	56 - 67	1

Recommended accessories



Locknuts, ESMU, metric



ESMU



Material: Stainless steel 1.4305

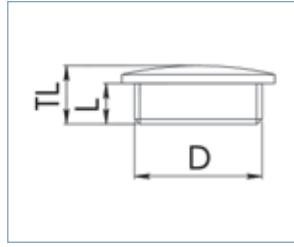
Type	WISKA-No.	D (mm)	SW (mm)	TL (mm)	
ESMU 12	10064188	M 12x1,5	15	2,8	10
ESMU 16	10064189	M 16x1,5	19	2,8	10
ESMU 20	10064190	M 20x1,5	24	3	10
ESMU 25	10064191	M 25x1,5	30	3,5	10
ESMU 32	10064192	M 32x1,5	36	4	5
ESMU 40	10064193	M 40x1,5	46	5	5
ESMU 50	10064194	M 50x1,5	60	5	2
ESMU 63	10064195	M 63x1,5	70	6	1

- POLYAMIDE
- POLYAMIDE ACCESSORIES
- MEMBRANE
- BRASS
- BRASS ACCESSORIES
- MARITIME
- STAINLESS STEEL
- EMC
- EX E / I
- EX D
- VENTING
- BS 6121
- SEALINGS, TOOLS
- JUNCTION BOXES
- TECHNICS
- INDEX

Stop ends, ESVS, metric



ESVS



Protection class: IP 54
 Material: Stainless steel 1.4305

Type	WISKA-No.			TL (mm)	
ESVS 12	10065460	M 12x1,5	5	7,5	10
ESVS 16	10065461	M 16x1,5	5	8	10
ESVS 20	10065462	M 20x1,5	6,5	9,5	10
ESVS 25	10065463	M 25x1,5	7	11	10
ESVS 32	10065464	M 32x1,5	8	12	5
ESVS 40	10065465	M 40x1,5	8,5	13	5
ESVS 50	10065466	M 50x1,5	9	15	2
ESVS 63	10065467	M 63x1,5	10	16	1

Recommended accessories




- POLYAMIDE
- POLYAMIDE ACCESSORIES
- MEMBRANE
- BRASS
- BRASS ACCESSORIES
- MARITIME
- STAINLESS STEEL
- EMC
- EX E / I
- EX D
- VENTING
- BS 6121
- SEALINGS, TOOLS
- JUNCTION BOXES
- TECHNICS
- INDEX



EMC cable glands

Modern technologies are constantly becoming more demanding and complex. This increases the vulnerability of electronic components to electromagnetic disturbances. To protect against such interactions, WISKA offers two different approaches to EMC cable glands which ensure effective shielding and durable impermeability for individual uses with IP 68 / 69K.



Basics EMC

Modern technologies and modern products are becoming more and more efficient and complex. The demands on general safety and functional reliability are constantly increasing. More electromagnetic interlinks are taking place as a result of the rising number of electronic appliances. As a result, the “EMC Law” was passed. Since 01.01.1996 there is an EU Directive of Electromagnetic Compatibility 93/68 EEC. In the EMC Directive, the following objectives are agreed upon:

- A harmonised and acceptable level of protection
- Electronic devices must not disturb one another
- Devices must have their own adequate level of intrinsic immunity to electromagnetic disturbances

The following requirements on an EMC cable and wiring entry points result from the EMC Law and diverse VDE (Association for Electrical, Electronic & Information Technologies) and ZVEI (Zentralverband Elektrotechnik und Elektronikindustrie e.V.) Directives:

1. The connection of the cable shield/housing must have low ohmic and inductive resistance
2. Ring-shaped 360° contacting (low ohmic resistance)
3. Short shield (low inductive resistance)
4. Low resistance must be ensured for all environmental influences (dust, humidity, temperature)
5. Large contact surface between the cable shield and the screw connection in order to avoid corrosion and guarantee a good conductive connection. To test the shielding performance of an EMC screw connection, one must view the system screw connection, housing and cables. The obtained measuring result is largely influenced by the shielding effectiveness of the cable used for testing.



As there is no stipulated product test standard, the Defence Equipment Standard is used for these cases. The SPRINT screw connections made by WISKA have been tested by an accredited institute according to the following standards:



VG 95370, Part 15

Electromagnetic compatibility of and in systems Measuring procedures for couplings and shields

VG 95375, Part 3

Electromagnetic compatibility Basics and measures for the development of systems; - wiring -

VG 95375, Part 4

Electromagnetic compatibility Basics and measures for the development of systems; - shielding -

VG 95373, Part 15

Electromagnetic compatibility of devices Measuring procedures for couplings and shields

VG 95373, Part 25

Electromagnetic compatibility of devices Limit values for couplings and shields

VG 95373, Part 60

Electromagnetic compatibility of devices Limit values for shielded plug-in connectors

Coupling impedance

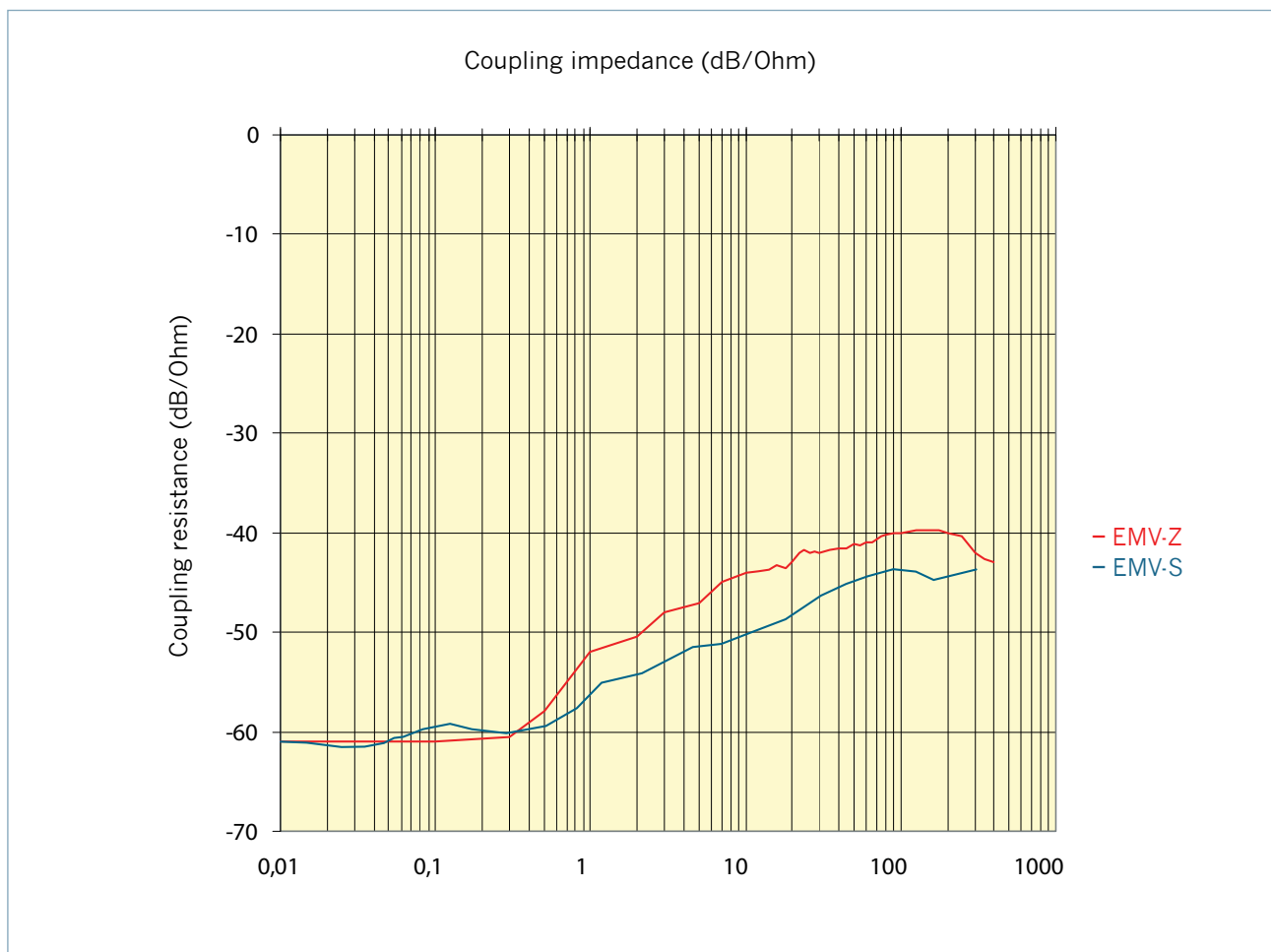
The cable entries were installed into the partition of the HF-proof double housings for the measurement. The cable entries were configured with pieces of cable (marine cable with a coverage factor of 80%). The cable shield exposed by stripping demonstrated the required homogeneous connection by the way of the cable cones or the contact ring. The cable shields served as internal conductors for this "test configuration".

Result - Coupling impedance

The measurements were carried out in the frequency range 10kHz – 400 MHz:

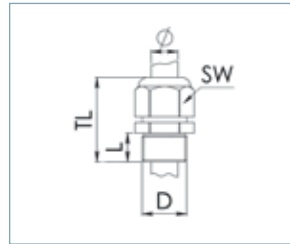
- Coupling impedance between a cable shield and the shield wall and/or earth.

The diagram shows the frequency-dependent coupling impedance values in dBΩ for type EMSKV-Z and -S.



Progress of coupling impedance of the cable entry

SPRINT EMC cable glands with contact spring insert, EMSKV EMV-S, brass nickel-plated, metric



EMSKV EMV-S



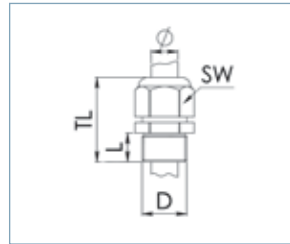
Protection class: IP 68, 5 bar 30 min / IP 69K
Temperature range: -40 °C - 100 °C
Material: Gland: Brass nickel-plated, Clamping cage: Polyamide, Contact spring insert: Stainless steel (1.4310), Gasket: EPDM

Type	WISKA-No. Ni	D (mm)	L (mm)	TL (mm)	SW (mm)	TL (mm)	TL (mm)
EMSKV 12 EMV-S	10102273	M 12x1,5	5	3 - 7	2 - 6	16	23 - 30
EMSKV 16 EMV-S	10102274	M 16x1,5	5	4,5 - 10	3 - 9	20	26 - 34
EMSKV 20 EMV-S	10102275	M 20x1,5	6	6 - 13	5 - 12	24	29 - 37
EMSKV 25 EMV-S	10102276	M 25x1,5	7	9 - 17	7,5 - 13,5	29	33 - 42
EMSKV 32 EMV-S	10102277	M 32x1,5	8	13 - 21	11 - 19	36	36 - 44
EMSKV 40 EMV-S	10102278	M 40x1,5	8	16 - 28	14 - 26	46	44 - 55
EMSKV 50 EMV-S	10102279	M 50x1,5	9	21 - 35	18 - 32	55	51 - 62
EMSKV 63 EMV-S	10102280	M 63x1,5	10	34 - 48	30 - 44	68	56 - 67

Recommended accessories



SPRINT EMC cable glands with earthing cones DIN 89345, EMSKV EMV-Z, brass nickel-plated, metric, EN 50262



EMSKV EMV-Z



Protection class: IP 68, 5 bar 30 min / IP 69K
Temperature range: -40 °C - 100 °C
Material: Gland: Brass nickel-plated, Clamping cage: Polyamide, Earthing cones: Brass chromium-plated, Gasket: EPDM

EMSKV EMV-Z

Type	WISKA-No. Ni						TL (mm)	
EMSKV 12 EMV-Z	10065016	M 12x1,5	5	3 - 7	5	16	23 - 30	50
EMSKV 16 EMV-Z	10065017	M 16x1,5	5	4,5 - 10	7,5	20	26 - 34	50
EMSKV 20 EMV-Z	10065018	M 20x1,5	6	6 - 13	9,5	24	29 - 37	50
EMSKV 25 EMV-Z	10065019	M 25x1,5	7	9 - 17	16	29	33 - 42	50
EMSKV 32 EMV-Z	10065020	M 32x1,5	8	13 - 21	20	36	36 - 44	25
EMSKV 40 EMV-Z	10065021	M 40x1,5	8	16 - 28	26	46	44 - 55	10
EMSKV 50 EMV-Z	10065022	M 50x1,5	9	21 - 35	33	55	51 - 62	10
EMSKV 63 EMV-Z	10065023	M 63x1,5	10	34 - 48	45	68	56 - 67	10
EMSKV 75 EMV-Z	10100963	M 75x1,5	12	48 - 63	58	82	67 - 81	1

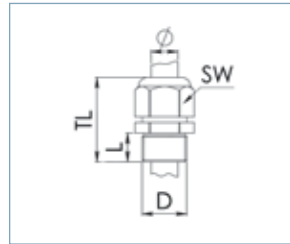
EMSKV-L EMV-Z, long

Type	WISKA-No. Ni						TL (mm)	
EMSKV-L 12 EMV-Z	10065182	M 12x1,5	12	3 - 7	5	16	30 - 37	50
EMSKV-L 16 EMV-Z	10065183	M 16x1,5	12	4,5 - 10	7,5	20	33 - 41	50
EMSKV-L 20 EMV-Z	10065184	M 20x1,5	12	6 - 13	9,5	24	35 - 43	50
EMSKV-L 25 EMV-Z	10065185	M 25x1,5	12	9 - 17	16	29	38 - 47	50
EMSKV-L 32 EMV-Z	10065186	M 32x1,5	15	13 - 21	20	36	43 - 51	25
EMSKV-L 40 EMV-Z	10065187	M 40x1,5	15	16 - 28	26	46	51 - 62	10
EMSKV-L 50 EMV-Z	10065188	M 50x1,5	15	21 - 35	33	55	57 - 68	10
EMSKV-L 63 EMV-Z	10065189	M 63x1,5	15	34 - 48	45	68	61 - 72	10

Recommended accessories



SPRINT EMC cable glands with earthing cones DIN 89345, ESSKV EMV-Z, stainless steel, metric, EN 50262



ESSKV EMV-Z / ESSKV-4 EMV-Z



Protection class: IP 68, 5 bar 30 min / IP 69K
Temperature range: -40 °C - 100 °C
Material: Gland: Stainless steel A2 (1.4305), Clamping cage: Polyamide, Earthing cones: Brass chromium-plated, Gasket: EPDM

ESSKV EMV-Z, stainless steel 1.4305

Type	WISKA-No.						TL (mm)	
ESSKV 12 EMV-Z	10069016	M 12x1,5	5	3 - 7	5	17	23 - 30	50
ESSKV 16 EMV-Z	10069017	M 16x1,5	5	4,5 - 10	7,5	22	26 - 34	10
ESSKV 20 EMV-Z	10069018	M 20x1,5	6	6 - 13	9,5	24	29 - 37	10
ESSKV 25 EMV-Z	10069019	M 25x1,5	7	9 - 17	16	30	33 - 42	10
ESSKV 32 EMV-Z	10069020	M 32x1,5	8	13 - 21	20	36	36 - 44	5
ESSKV 40 EMV-Z	10069021	M 40x1,5	8	16 - 28	26	46	44 - 55	5
ESSKV 50 EMV-Z	10069022	M 50x1,5	9	21 - 35	33	55	51 - 62	2
ESSKV 63 EMV-Z	10069023	M 63x1,5	10	34 - 48	45	68	56 - 67	1

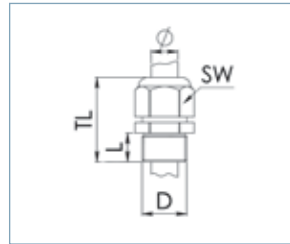
ESSKV-4 EMV-Z, stainless steel 1.4404

Type	WISKA-No.						TL (mm)	
ESSKV-4 12 EMV-Z	10069116	M 12x1,5	5	3 - 7	5	17	23 - 30	10
ESSKV-4 16 EMV-Z	10069117	M 16x1,5	5	4,5 - 10	7,5	22	26 - 34	10
ESSKV-4 20 EMV-Z	10069118	M 20x1,5	6	6 - 13	9,5	24	29 - 37	10
ESSKV-4 25 EMV-Z	10069119	M 25x1,5	7	9 - 17	16	30	33 - 42	10
ESSKV-4 32 EMV-Z	10069120	M 32x1,5	8	13 - 21	20	36	36 - 44	5
ESSKV-4 40 EMV-Z	10069121	M 40x1,5	8	16 - 28	26	46	44 - 55	5
ESSKV-4 50 EMV-Z	10069122	M 50x1,5	9	21 - 35	33	55	51 - 62	2
ESSKV-4 63 EMV-Z	10069123	M 63x1,5	10	34 - 48	45	68	56 - 67	1

Recommended accessories



SPRINT EMC cable glands LowTemp with earthing cones DIN 89345, ESKV LT EMV-Z, stainless steel, metric, EN 50262









ESSKV LT EMV-Z / ESKV-4 LT EMV-Z









Protection class: IP 68, 5 bar 30 min / IP 69K
Temperature range: -60 °C - 100 °C
Material: Gland: Stainless steel A2 (1.4305), Clamping cage: Polyamide, Earthing cones: Brass chromium-plated, Gasket: Silicone

ESSKV LT EMV-Z, stainless steel 1.4305

Type	WISKA-No.	 D (mm)	 L (mm)	 (mm)	 (mm)	 SW (mm)	TL (mm)	
ESSKV 12 LT EMV-Z	10065954	M 12x1,5	5	3 - 7	5	17	23 - 30	50
ESSKV 16 LT EMV-Z	10065955	M 16x1,5	5	4,5 - 10	7,5	22	26 - 34	10
ESSKV 20 LT EMV-Z	10065956	M 20x1,5	6	6 - 17	9,5	24	29 - 37	10
ESSKV 25 LT EMV-Z	10065957	M 25x1,5	7	9 - 17	16	30	33 - 42	10
ESSKV 32 LT EMV-Z	10065958	M 32x1,5	8	13 - 21	20	36	36 - 44	5
ESSKV 40 LT EMV-Z	10065959	M 40x1,5	8	16 - 28	26	46	44 - 55	5
ESSKV 50 LT EMV-Z	10065960	M 50x1,5	9	21 - 35	33	55	51 - 62	2
ESSKV 63 LT EMV-Z	10065961	M 63x1,5	10	34 - 48	45	68	56 - 67	1

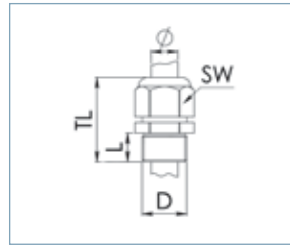
ESSKV-4 LT EMV-Z, stainless steel 1.4404

Type	WISKA-No.	 D (mm)	 L (mm)	 (mm)	 (mm)	 SW (mm)	TL (mm)	
ESSKV-4 12 LT EMV-Z	10065873	M 12x1,5	5	3 - 7	5	17	23 - 30	10
ESSKV-4 16 LT EMV-Z	10065874	M 16x1,5	5	4,5 - 10	7,5	22	26 - 34	10
ESSKV-4 20 LT EMV-Z	10065875	M 20x1,5	6	6 - 13	9,5	24	29 - 37	10
ESSKV-4 25 LT EMV-Z	10065876	M 25x1,5	7	9 - 17	16	30	33 - 42	10
ESSKV-4 32 LT EMV-Z	10065877	M 32x1,5	8	13 - 21	20	36	36 - 44	5
ESSKV-4 40 LT EMV-Z	10065878	M 40x1,5	8	16 - 28	26	46	44 - 55	5
ESSKV-4 50 LT EMV-Z	10065879	M 50x1,5	9	21 - 35	33	55	51 - 62	2
ESSKV-4 63 LT EMV-Z	10065880	M 63x1,5	10	34 - 48	45	68	56 - 67	1

Recommended accessories

ESMU
Page 78RDE-LT
Page 148BS
Page 152

SPRINT EMC cable glands with earthing cones DIN 89345, brass nickel-plated




PMSKV EMV-Z








Protection class: IP 68, 5 bar 30 min / IP 69K
Temperature range: -40 °C - 100 °C
Material: Gland: Brass nickel-plated, Clamping cage: Polyamide, Earthing cones: Brass chromium-plated, Gasket: EPDM

PMSKV EMV-Z, PG

Type	WISKA-No. Ni	 D (mm)	 (mm)	 (mm)	 (mm)	 SW (mm)	TL (mm)
PMSKV 7-12 EMV-Z	10100694	PG 7	5	3 · 7	5	16	23 · 30
PMSKV 7-16 EMV-Z	10100695	PG 7	5	4,5 · 10	7,5	20	26 · 34
PMSKV 9-16 EMV-Z	10101011	PG 9	5	4,5 · 10	7,5	20	26 · 34
PMSKV 11-16 EMV-Z	10100696	PG 11	6	4,5 · 10	7,5	22	27 · 35
PMSKV 11-20 EMV-Z	10100697	PG 11	6	6 · 13	9,5	24	32 · 40
PMSKV 13,5-20 EMV-Z	10100698	PG 13,5	6	6 · 13	9,5	24	28 · 36
PMSKV 13,5-25 EMV-Z	10101196	PG 13,5	6	9 · 17	16	29	33 · 42
PMSKV 16-20 EMV-Z	10100699	PG 16	6	6 · 13	9,5	29	28 · 36
PMSKV 16-25 EMV-Z	10100700	PG 16	6	9 · 17	16	29	32 · 41
PMSKV 21-25 EMV-Z	10100701	PG 21	7	9 · 17	16	36	33 · 42
PMSKV 21-32 EMV-Z	10100702	PG 21	7	13 · 21	20	36	39 · 42
PMSKV 29-40 EMV-Z	10100703	PG 29	8	16 · 28	26	46	44 · 55
PMSKV 36-50 EMV-Z	10100704	PG 36	9	21 · 35	33	55	51 · 62
PMSKV 42-50 EMV-Z	10100705	PG 42	10	21 · 35	33	60	52 · 63
PMSKV 48-63 EMV-Z	10100706	PG 48	10	34 · 48	45	68	56 · 67

NMSKV EMV-Z, NPT, EN 50262

Type	WISKA-No. Ni	 D (mm)	 (mm)	 (mm)	 (mm)	 SW (mm)	TL (mm)
NMSKV 1/4 EMV-Z	10065488	NPT 1/4"	13	3 · 7	5	16	33 · 44
NMSKV 3/8 EMV-Z	10065489	NPT 3/8"	13	4,5 · 10	7,5	20	35 · 42
NMSKV 1/2 EMV-Z	10065490	NPT 1/2"	16	6 · 13	9,5	24	38 · 45
NMSKV 3/4 EMV-Z	10065491	NPT 3/4"	16	9 · 17	16	29	40 · 48
NMSKV 1 EMV-Z	10065492	NPT 1"	20	13 · 21	20	36	46 · 53
NMSKV 1 1/4 EMV-Z	10065493	NPT 1 1/4"	20	16 · 28	26	46	50 · 58
NMSKV 1 1/2 EMV-Z	10065494	NPT 1 1/2"	20	21 · 35	33	55	51 · 62
NMSKV 2 EMV-Z	10065495	NPT 2"	21	34 · 48	45	68	56 · 67

Recommended accessories



SPRINT EMC earthing cones to DIN 89345, EE, brass chromium plated






EE



Advice:
Material:

* Similar DIN 89345
Brass chromium-plated

Type	WISKA-No. Cr	 (mm)		
EE 10-03*	50101021	3	HatGLAND 12	1
EE 12-05*	50085887	5	SPRINT 12	1
EE 14-07*	50101022	7	HatGLAND 16	1
EE 16-06	50084648	6	SPRINT 16 / KVM 16	1
EE 16-07*	50085652	7,5	SPRINT 16 / KVM 16	1
EE 18-06	50084649	6	SPRINT20 / KVM18 / HatGLAND20	1
EE 18-07	50080958	7	SPRINT20 / KVM18 / HatGLAND20	1
EE 18-09*	50085650	9,5	SPRINT20 / KVM18 / HatGLAND20	1
EE 22-14*	50101023	14,5	HatGLAND 25	1
EE 24-06	50084650	6	SPRINT 25 / KVM 24	1
EE 24-07	50080960	7	SPRINT 25 / KVM 24	1
EE 24-08	50084651	8	SPRINT 25 / KVM 24	1
EE 24-10	50080962	10,5	SPRINT 25 / KVM 24	1
EE 24-13	50080963	13	SPRINT 25 / KVM 24	1
EE 24-14	50080964	14,5	SPRINT 25 / KVM 24	1
EE 24-16*	50085654	16	SPRINT 25 / KVM 24	1
EE 30-16	50084652	16	SPRINT32 / KVM30 / HatGLAND32	1
EE 30-18	50081743	18	SPRINT32 / KVM30 / HatGLAND32	1
EE 30-20*	50085655	20	SPRINT32 / KVM30 / HatGLAND32	1
EE 36-20	50080967	20	SPRINT40 / KVM36 / HatGLAND40	1
EE 36-22	50084653	22	SPRINT40 / KVM36 / HatGLAND40	1
EE 36-24	50080969	24	SPRINT40 / KVM36 / HatGLAND40	1
EE 36-26*	50085656	26	SPRINT40 / KVM36 / HatGLAND40	1
EE 45-27	50081592	27	SPRINT50 / KVM45 / HatGLAND50	1
EE 45-30	50081407	30	SPRINT50 / KVM45 / HatGLAND50	1
EE 45-33*	50085657	33	SPRINT50 / KVM45 / HatGLAND50	1
EE 56-35	50081406	35	SPRINT63 / KVM56 / HatGLAND63	1
EE 56-39	50080768	39	SPRINT63 / KVM56 / HatGLAND63	1
EE 56-45*	50085658	45	SPRINT63 / KVM56 / HatGLAND63	1
EE 72-49	50080954	49	KVM 72	1
EE 72-44	50080955	44	KVM 72	1
EE 72-58	50085659	58	KVM 72	1
EE 80-62*	50082650	62	KVM 80	1
EE 105-72*	50084654	72	KVM 105	1
EE 105-77*	50084655	77	KVM 105	1

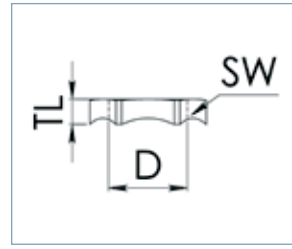
EMC locknuts, brass nickel-plated



EMMU-EMV






MMU-EMV






Material: Brass nickel-plated

EMMU-EMV, metric

Type	WISKA-No. Ni	 D (mm)	 SW (mm)	TL (mm)	
EMMU-EMV 12	10063210	M 12x1,5	15	4,7	100
EMMU-EMV 16	10063211	M 16x1,5	19	4,7	100
EMMU-EMV 20	10063212	M 20x1,5	24	4,7	100
EMMU-EMV 25	10063213	M 25x1,5	30	5,2	100
EMMU-EMV 32	10063214	M 32x1,5	36	5,7	100
EMMU-EMV 40	10063215	M 40x1,5	46	6,5	50
EMMU-EMV 50	10063216	M 50x1,5	60	7	50
EMMU-EMV 63	10063217	M 63x1,5	70	7	25
EMMU-EMV 75	10102228	M 75x1,5	80	10	1

MMU-EMV, PG

Type	WISKA-No. Ni	 D (mm)	 SW (mm)	TL (mm)	
MMU-EMV 7	10063218	PG 7	15	4,7	100
MMU-EMV 9	10063219	PG 9	18	4,7	100
MMU-EMV 11	10063220	PG 11	21	4,7	100
MMU-EMV 13,5	10063221	PG 13,5	23	4,7	100
MMU-EMV 16	10063222	PG 16	26	4,7	100
MMU-EMV 21	10063223	PG 21	32	5,2	50
MMU-EMV 29	10063224	PG 29	41	5,7	50
MMU-EMV 36	10063225	PG 36	51	6,5	50
MMU-EMV 42	10063226	PG 42	60	7	50
MMU-EMV 48	10063227	PG 48	64	7	50

POLYAMIDE
POLYAMIDE ACCESSORIES
MEMBRANE
BRASS
BRASS ACCESSORIES
MARITIME
STAINLESS STEEL
EMC
EX E / I
EX D
ENTRANCE
BS
SEALING TOOLS
ACTION BOXES
TECHNICS
INDEX



EX cable glands

For hazardous areas, for example oil platforms, dangerous goods warehouses or chemical industries, WISKA offers EX cable glands with various types of protection. Whether to meet requirements for a flameproof enclosure, increased safety or intrinsic safety, the EX range includes everything from cable glands to stop ends, enlargements and adaptors.



Basics EX

1. Zone Classification

Hazardous locations are classified into zones to facilitate the selection of appropriate electrical apparatus as well as the design of suitable electrical installations. Information and specifications for the classification into zones are included in IEC 60 079-10 and in national standards.

The following table contains an overview of the zones and allocation of equipment (equipment category according to 94/9/EC) for the relevant zones:

Gases, Vapours, Mists	Dusts	Definition (94/9/EC): explosive atmosphere is present
Zone 0 → Category 1 G	Zone 20 → Category 1 D	continuously or longterm or frequently
Zone 1 → Category 2 G	Zone 21 → Category 2 D	occasionally
Zone 2 → Category 3 G	Zone 22 → Category 3 D	infrequently or short period

G= Gases, D = Dusts

If there are any doubts with the zone classification, the scope of the protective measures in the entire hazardous location should be based on the highest possible degree of likelihood of the occurrence of dangerous explosive atmosphere. In such cases use of specialists is recommended.

2. Explosion Groups and Temperature Classes

It would be uneconomical and sometimes not even possible to design all explosion protected electrical apparatus in such way that it always meets the maximum safety requirements, regardless of the use in each case. For this reason, the equipment is classified into groups and temperature classes in accordance with the properties of the explosive atmosphere for which it is intended.

First of all a differentiation is made between two groups of equipment:

Group I: Electrical apparatus for mining.

Group II: Electrical apparatus for all remaining potentially explosive atmospheres.



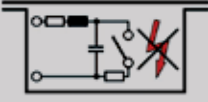
In the case of electrical apparatus in Group I (mining), it is assumed that the only flammable gas to occur is methane, but in combination with coal dust. Other flammable gases which can also occur in these areas must be further classified as shown in Group II. Electrical apparatus in Group II is further classified into explosion groups and temperature classes.

Explosion Groups

The ignitability and explosion characteristics of an explosive mixture are properties typical of the material. The gases and vapours are classified into explosion groups. Classification criteria are the "Maximum Experimental Safe Gap (MESG)" and the "Minimum Ignition Current (MIC)". The MESG and MIC are determined for the various gases and vapours according to a stipulated testing arrangement. The maximum experimental safe gap is the gap width of a vessel with an adjustable gap of 25 mm path length at which an internal ignition of an explosive mixture is not propagated to the exterior (IEC 60 079-1A). The minimum ignition current relates to the minimum ignition current for laboratory methane (IEC 60 079-3).

Examples for the Classification of Gases and Vapours into Explosion Groups and Temperature Classes

	I	II A	II B	II C
T1	Methane	Acetone, Ethane, Ethyl ethanoate, Ammonia, Benzol (pure) Ethanoic acid, Carbon oxide, Methane, Methanol, Propane, Toluene	Coal gas (lighting gas)	Hydrogen
T2	Ethanol, i-Amyl acetate, n-Butane, n-Butyl alcohol		Ethylene	Acetylene
T3	Benzine, Diesel fuel, Aircraft fuel, Heating oils, n-Hexane			
T4	Acetaldehyde Ethylether			
T5				
T6				Carbon disulphide

Type of protection in accordance with IEC	Basic principle	Diagram	Main application
Flameproof enclosure d IEC 60 079-1	Parts which can ignite a potentially explosive atmosphere are surrounded by an enclosure which withstands the pressure of an explosive mixture exploding inside the enclosure and prevents the propagation of the explosion to the atmosphere surrounding the enclosure.		Switchgear and controlgear and indicating equipment, control systems, motors, transformers, heating equipment, light fittings
Increased safety e IEC 60 079-7	Additional measures are taken to increase the level of safety, thus preventing the possibility of unacceptably high temperatures and the creation of sparks or electric arcs within the enclosure or on exposed parts of electrical apparatus parts, where such ignition sources would not occur under normal operation.		Terminal and connection boxes, control boxes for installing Ex-components (which have a different type of protection), squirrel-cage motors, light fittings
Intrinsic safety i IEC 60 079-11	Apparatus used in a potentially explosive area contain intrinsically safe electric circuits only. An electric circuit is intrinsically safe if no sparks or thermal effects are produced under specified test conditions (which include normal operation and specific fault conditions) which might result in the ignition of a specified potentially explosive atmosphere.		Measurement and control technology, communication technology, sensors, actuators

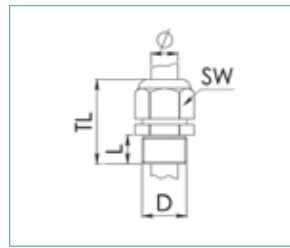
SPRINT EX cable glands, ESKE/1-e, for increased safety, polyamide, metric



ESKE/1-e



ESKE/1-L-e



Marking: II 2 G Ex e IIC Gb
I 2 D Ex tb IIIC Db IP68

Approval: IECEx PTB 13.0034X
PTB 13 ATEX 1015X

Protection class: IP 66 / IP 68, 5 bar 30 min

Glow wire test: 750 °C

Temperature range: -40 °C · 75 °C

Material: Gland: Polyamide, Gasket: EPDM

ESKE/1-e

Type	WISKA-No. RAL 9005					TL (mm)	
ESKE/1-e 12	10103363	M 12x1,5	9	3 · 6	16	29 · 34	50
ESKE/1-e 16	10103364	M 16x1,5	9	4,5 · 9	20	31 · 37	50
ESKE/1-e 20	10103365	M 20x1,5	10	7 · 13	24	36 · 45	50
ESKE/1-e 25	10103366	M 25x1,5	10	10 · 17	29	38 · 47	50
ESKE/1-e 32	10103367	M 32x1,5	12	13 · 21	36	42 · 51	25
ESKE/1-e 40	10103368	M 40x1,5	12	17 · 28	46	52 · 65	10
ESKE/1-e 50	10103369	M 50x1,5	14	23 · 35	55	59 · 72	4
ESKE/1-e 63	10103370	M 63x1,5	15	34 · 48	68	64 · 78	1

ESKE/1-L-e, long

Type	WISKA-No. RAL 9005					TL (mm)	
ESKE/1-L-e 12	10103379	M 12x1,5	15	3 · 6	16	35 · 40	50
ESKE/1-L-e 16	10103380	M 16x1,5	15	4,5 · 9	20	37 · 43	50
ESKE/1-L-e 20	10103381	M 20x1,5	15	7 · 13	24	41 · 48	50
ESKE/1-L-e 25	10103382	M 25x1,5	15	10 · 17	29	43 · 51	50
ESKE/1-L-e 32	10103383	M 32x1,5	15	13 · 21	36	45 · 53	25
ESKE/1-L-e 40	10103384	M 40x1,5	18	17 · 28	46	58 · 71	10
ESKE/1-L-e 50	10103385	M 50x1,5	18	23 · 35	55	63 · 76	4
ESKE/1-L-e 63	10103386	M 63x1,5	18	34 · 48	68	67 · 81	1

Recommended accessories



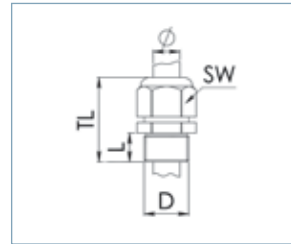
SPRINT EX cable glands LowTemp, ESKE/1-e LT, for increased safety, polyamide, metric



ESKE/1-e LT



ESKE/1-L-e LT



Marking: II 2 G Ex e IIC Gb
II 2 D Ex tb IIIC Db IP68

Approval: IECEx PTB 13.0034X
PTB 13 ATEX 1015X

Protection class: IP 66 / IP 68, 5 bar 30 min

Glow wire test: 750 °C

Temperature range: -60 °C - 75 °C

Material: Gland: Polyamide, Gasket: Silicone

ESKE/1-e LT

Type	WISKA-No. RAL 9005	D (mm)	L (mm)	Ø (mm)	SW (mm)	TL (mm)	
ESKE/1-e 12 LT	10103429	M 12x1,5	9	3 - 6	16	29 - 34	50
ESKE/1-e 16 LT	10103430	M 16x1,5	9	4,5 - 9	20	31 - 37	50
ESKE/1-e 20 LT	10103431	M 20x1,5	10	7 - 13	24	36 - 45	50
ESKE/1-e 25 LT	10103432	M 25x1,5	10	10 - 17	29	38 - 47	50
ESKE/1-e 32 LT	10103433	M 32x1,5	12	13 - 21	36	42 - 51	25
ESKE/1-e 40 LT	10103434	M 40x1,5	12	17 - 28	46	52 - 65	10
ESKE/1-e 50 LT	10103435	M 50x1,5	14	23 - 35	55	59 - 72	4
ESKE/1-e 63 LT	10103436	M 63x1,5	15	34 - 48	68	64 - 78	1

ESKE/1-L-e LT, long

Type	WISKA-No. RAL 9005	D (mm)	L (mm)	Ø (mm)	SW (mm)	TL (mm)	
ESKE/1-L-e 12 LT	10103445	M 12x1,5	15	3 - 6	16	35 - 40	50
ESKE/1-L-e 16 LT	10103446	M 16x1,5	15	4,5 - 9	20	37 - 43	50
ESKE/1-L-e 20 LT	10103447	M 20x1,5	15	7 - 13	24	41 - 48	50
ESKE/1-L-e 25 LT	10103448	M 25x1,5	15	10 - 17	29	43 - 51	50
ESKE/1-L-e 32 LT	10103449	M 32x1,5	15	13 - 21	36	45 - 53	25
ESKE/1-L-e 40 LT	10103450	M 40x1,5	18	17 - 28	46	58 - 71	10
ESKE/1-L-e 50 LT	10103451	M 50x1,5	18	23 - 35	55	63 - 76	4
ESKE/1-L-e 63 LT	10103452	M 63x1,5	18	34 - 48	68	67 - 81	1

Recommended accessories

EMUG
Page 21RDE-LT
Page 148BS
Page 152

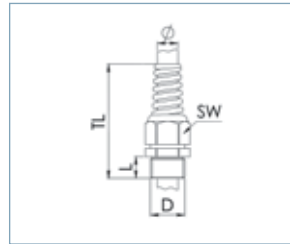
SPRINT EX cable glands with flex protection, ESKE/1S-e, for increased safety, polyamide, metric



ESKE/1S-e



ESKE/1S-L-e



Marking: II 2 G Ex e IIC Gb
II 2 D Ex tb IIIC Db IP68

Approval: IECEx PTB 13.0034X
PTB 13 ATEX 1015X

Protection class: IP 66 / IP 68, 5 bar 30 min

Glow wire test: 750 °C

Temperature range: -40 °C - 100 °C

Colour: RAL 5012 / 9005

Material: Gland: Polyamide, Gasket: EPDM

ESKE/1S-e

Type	WISKA-No. RAL 9005	D (mm)	L (mm)	(mm)	SW (mm)	TL (mm)	
ESKE/1S-e 12	10103493	M 12x1,5	9	3 - 6	16	82 - 88	50
ESKE/1S-e 16	10103494	M 16x1,5	9	4,5 - 9	20	82 - 88	50
ESKE/1S-e 20	10103495	M 20x1,5	10	7 - 13	24	103 - 112	50
ESKE/1S-e 25	10103496	M 25x1,5	10	10 - 17	29	119 - 128	50
ESKE/1S-e 32	10103497	M 32x1,5	12	13 - 21	36	138 - 147	25

ESKE/1S-L-e, long

Type	WISKA-No. RAL 9005	D (mm)	L (mm)	(mm)	SW (mm)	TL (mm)	
ESKE/1S-L-e 12	10103503	M 12x1,5	15	3 - 6	16	78 - 83	50
ESKE/1S-L-e 16	10103504	M 16x1,5	15	4,5 - 9	20	88 - 94	50
ESKE/1S-L-e 20	10103505	M 20x1,5	15	7 - 13	24	108 - 117	50
ESKE/1S-L-e 25	10103506	M 25x1,5	15	10 - 17	29	124 - 133	50
ESKE/1S-L-e 32	10103507	M 32x1,5	15	13 - 21	36	141 - 150	25

Recommended accessories



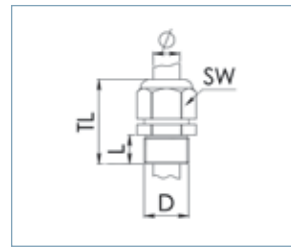
SPRINT EX cable glands, ESKE/1-i, for intrinsic safety, polyamide, metric



ESKE/1-i








ESKE/1-L-i








Marking:	II 2 G Ex e IIC Gb II 2 D Ex tb IIIC Db IP68
Approval:	IECEX PTB 13.0034X PTB 13 ATEX 1015X
Protection class:	IP 66 / IP 68, 5 bar 30 min
Glow wire test:	750 °C
Temperature range:	-40 °C - 75 °C
Colour:	RAL 5012 / 9005
Material:	Gland: Polyamide, Gasket: EPDM

ESKE/1-i

Type	WISKA-No. RAL 9005	 D (mm)	 L (mm)	 (mm)	 SW (mm)	TL (mm)	
ESKE/1-i 12	10103371	M 12x1,5	9	3 - 6	18	31 - 37	50
ESKE/1-i 16	10103372	M 16x1,5	9	4,5 - 9	20	31 - 37	50
ESKE/1-i 20	10103373	M 20x1,5	10	7 - 13	24	36 - 45	50
ESKE/1-i 25	10103374	M 25x1,5	10	10 - 17	29	38 - 47	50
ESKE/1-i 32	10103375	M 32x1,5	12	13 - 21	36	42 - 51	25
ESKE/1-i 40	10103376	M 40x1,5	12	17 - 28	46	52 - 65	10
ESKE/1-i 50	10103377	M 50x1,5	14	23 - 35	55	59 - 72	4
ESKE/1-i 63	10103378	M 63x1,5	15	34 - 48	68	64 - 78	1

ESKE/1-L-i, long

Type	WISKA-No. RAL 9005	 D (mm)	 L (mm)	 (mm)	 SW (mm)	TL (mm)	
ESKE/1-L-i 12	10103387	M 12x1,5	15	3 - 6	16	35 - 45	50
ESKE/1-L-i 16	10103388	M 16x1,5	15	4,5 - 9	20	37 - 43	50
ESKE/1-L-i 20	10103389	M 20x1,5	15	7 - 13	24	41 - 48	50
ESKE/1-L-i 25	10103390	M 25x1,5	15	10 - 17	29	43 - 51	50
ESKE/1-L-i 32	10103391	M 32x1,5	15	13 - 21	36	45 - 53	25
ESKE/1-L-i 40	10103392	M 40x1,5	18	17 - 28	46	58 - 71	10
ESKE/1-L-i 50	10103393	M 50x1,5	18	23 - 35	55	63 - 76	4
ESKE/1-L-i 63	10103394	M 63x1,5	18	34 - 48	68	67 - 81	1

Recommended accessories

EMUG
Page 21RDE
Page 147BS
Page 152

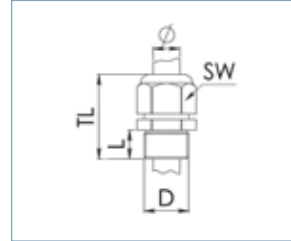
SPRINT EX cable glands LowTemp, ESKE/1-i LT, for intrinsic safety, polyamide, metric



ESKE/1-i LT



ESKE/1-L-i LT



Marking: II 2 G Ex e IIC Gb
II 2 D Ex tb IIIC Db IP68

Approval: IECEx PTB 13.0034X
PTB 13 ATEX 1015X

Protection class: IP 66 / IP 68, 5 bar 30 min

Glow wire test: 750 °C

Temperature range: -60 °C - 75 °C

Colour: RAL 5012 / 9005

Material: Gland: Polyamide, Gasket: Silicone

ESKE/1-i LT

Type	WISKA-No. RAL 9005	D (mm)	L (mm)	Ø (mm)	SW (mm)	TL (mm)	
ESKE/1-i 12 LT	10103437	M 12x1,5	9	3 - 6	20	31 - 37	50
ESKE/1-i 16 LT	10103438	M 16x1,5	9	4,5 - 9	20	31 - 37	50
ESKE/1-i 20 LT	10103439	M 20x1,5	10	7 - 13	24	36 - 45	50
ESKE/1-i 25 LT	10103440	M 25x1,5	10	10 - 17	29	38 - 47	50
ESKE/1-i 32 LT	10103441	M 32x1,5	12	13 - 21	36	42 - 51	25
ESKE/1-i 40 LT	10103442	M 40x1,5	12	17 - 28	46	52 - 65	10
ESKE/1-i 50 LT	10103443	M 50x1,5	14	23 - 35	55	59 - 72	4
ESKE/1-i 63 LT	10103444	M 63x1,5	15	34 - 48	68	64 - 78	1

ESKE/1-L-i LT, long

Type	WISKA-No. RAL 9005	D (mm)	L (mm)	Ø (mm)	SW (mm)	TL (mm)	
ESKE/1-L-i 12 LT	10103453	M 12x1,5	15	3 - 6	16	35 - 45	50
ESKE/1-L-i 16 LT	10103454	M 16x1,5	15	4,5 - 9	20	37 - 43	50
ESKE/1-L-i 20 LT	10103455	M 20x1,5	15	7 - 13	24	41 - 48	50
ESKE/1-L-i 25 LT	10103456	M 25x1,5	15	10 - 17	29	43 - 51	50
ESKE/1-L-i 32 LT	10103457	M 32x1,5	15	13 - 21	36	45 - 53	25
ESKE/1-L-i 40 LT	10103458	M 40x1,5	18	17 - 28	46	58 - 71	10
ESKE/1-L-i 50 LT	10103459	M 50x1,5	18	23 - 35	55	63 - 76	4
ESKE/1-L-i 63 LT	10103460	M 63x1,5	18	34 - 48	68	67 - 81	1

Recommended accessories



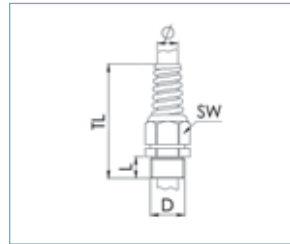
SPRINT EX cable glands with flex protection, ESKE/1S-i, for intrinsic safety, polyamide, metric



ESKE/1S-i



ESKE/1S-L-i



Marking:	II 2 G Ex e IIC Gb
	II 2 D Ex tb IIIC Db IP68
Approval:	IECEX PTB 13.0034X
	PTB 13 ATEX 1015X
Protection class:	IP 66 / IP 68, 5 bar 30 min
Glow wire test:	750 °C
Temperature range:	-40 °C - 75 °C
Colour:	RAL 5012 / 9005
Material:	Gland: Polyamide, Gasket: EPDM

ESKE/1S-i

Type	WISKA-No. RAL 9005	D (mm)	L (mm)	φ (mm)	SW (mm)	TL (mm)	
ESKE/1S-i 12	10103498	M 12x1,5	9	3 - 6	16	82 - 88	50
ESKE/1S-i 16	10103499	M 16x1,5	9	4,5 - 9	20	82 - 88	50
ESKE/1S-i 20	10103500	M 20x1,5	10	7 - 13	24	103 - 112	50
ESKE/1S-i 25	10103501	M 25x1,5	10	10 - 17	29	119 - 128	50
ESKE/1S-i 32	10103502	M 32x1,5	12	13 - 21	36	138 - 147	25

ESKE/1S-L-i, long

Type	WISKA-No. RAL 9005	D (mm)	L (mm)	φ (mm)	SW (mm)	TL (mm)	
ESKE/1S-L-i 12	10103508	M 12x1,5	15	3 - 6	16	78 - 83	50
ESKE/1S-L-i 16	10103509	M 16x1,5	15	4,5 - 9	20	88 - 94	50
ESKE/1S-L-i 20	10103510	M 20x1,5	15	7 - 13	24	108 - 117	50
ESKE/1S-L-i 25	10103511	M 25x1,5	15	10 - 17	29	124 - 133	50
ESKE/1S-L-i 32	10103512	M 32x1,5	15	13 - 21	36	141 - 150	25

Recommended accessories



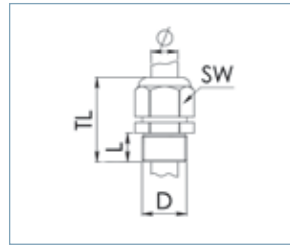
SPRINT EX cable glands, EMSKE, brass nickel-plated, metric



EMSKE



EMSKE-L



Marking:

II 2 G Ex e IIC Gb
II 2 D Ex tb IIIC Db IP68

Approval:

IECEX PTB 13.0027X
PTB 04 ATEX 1112 X

Protection class:

IP 66 / IP 68, 5 bar 30 min

Temperature range:

-40 °C - 75 °C

Material:

Gland: Brass nickel-plated, Clamping cage: Polyamide, Gasket: EPDM

EMSKE

Type	WISKA-No. Ni					TL (mm)	
EMSKE 12	10065040	M 12x1,5	5	4 - 7	16	23 - 30	50
EMSKE 16	10065041	M 16x1,5	5	5 - 10	20	26 - 34	50
EMSKE 20	10065042	M 20x1,5	6	6 - 13	24	29 - 37	50
EMSKE 25	10065043	M 25x1,5	7	10 - 17	29	33 - 42	50
EMSKE 32	10065044	M 32x1,5	8	13 - 21	36	36 - 44	25
EMSKE 40	10065045	M 40x1,5	8	16 - 28	46	44 - 55	10
EMSKE 50	10065046	M 50x1,5	9	21 - 35	55	51 - 62	10
EMSKE 63	10065047	M 63x1,5	10	34 - 48	68	56 - 67	10

EMSKE-L, long

Type	WISKA-No. Ni					TL (mm)	
EMSKE-L 12	10065048	M 12x1,5	12	4 - 7	16	30 - 37	50
EMSKE-L 16	10065049	M 16x1,5	12	5 - 10	20	33 - 41	50
EMSKE-L 20	10065050	M 20x1,5	12	6 - 13	24	35 - 43	50
EMSKE-L 25	10065051	M 25x1,5	12	10 - 17	29	38 - 47	50
EMSKE-L 32	10065052	M 32x1,5	15	13 - 21	36	43 - 51	25
EMSKE-L 40	10065053	M 40x1,5	15	16 - 28	46	51 - 62	10
EMSKE-L 50	10065054	M 50x1,5	15	21 - 35	55	57 - 68	10
EMSKE-L 63	10065055	M 63x1,5	15	34 - 48	68	61 - 72	10

Recommended accessories



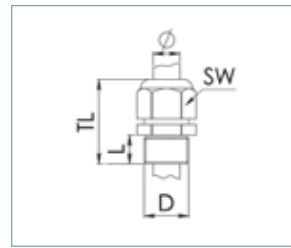
SPRINT EX cable glands LowTemp, EMSKE LT, brass nickel-plated, metric



EMSKE LT



EMSKE-L LT



Marking:	II 2 G Ex e IIC Gb II 2 D Ex tb IIIC Db IP68
Approval:	IECEX PTB 13.0027X PTB 04 ATEX 1112 X
Protection class:	IP 66 / IP 68, 5 bar 30 min
Temperature range:	-60 °C - 75 °C
Material:	Gland: Brass nickel-plated, Clamping cage: Polyamide, Gasket: Silicone

EMSKE LT

Type	WISKA-No. Ni					TL (mm)	
EMSKE 12 LT	10065946	M 12x1,5	5	4 - 7	16	23 - 30	50
EMSKE 16 LT	10065947	M 16x1,5	5	5 - 10	20	26 - 34	50
EMSKE 20 LT	10065948	M 20x1,5	6	6 - 13	24	29 - 37	50
EMSKE 25 LT	10065949	M 25x1,5	7	10 - 17	29	33 - 42	50
EMSKE 32 LT	10065950	M 32x1,5	8	13 - 21	36	36 - 44	25
EMSKE 40 LT	10065951	M 40x1,5	8	16 - 28	46	44 - 55	10
EMSKE 50 LT	10065952	M 50x1,5	9	21 - 35	55	51 - 62	10
EMSKE 63 LT	10065953	M 63x1,5	10	34 - 48	68	56 - 67	10

EMSKE-L LT, long

Type	WISKA-No. Ni					TL (mm)	
EMSKE-L 12 LT	10065938	M 12x1,5	12	4 - 7	16	30 - 37	50
EMSKE-L 16 LT	10065939	M 16x1,5	12	5 - 10	20	33 - 41	50
EMSKE-L 20 LT	10065940	M 20x1,5	12	6 - 13	24	35 - 43	50
EMSKE-L 25 LT	10065941	M 25x1,5	12	10 - 17	29	38 - 47	50
EMSKE-L 32 LT	10065942	M 32x1,5	15	13 - 21	36	43 - 51	25
EMSKE-L 40 LT	10065943	M 40x1,5	15	16 - 28	46	51 - 62	10
EMSKE-L 50 LT	10065944	M 50x1,5	15	21 - 35	55	57 - 68	10
EMSKE-L 63 LT	10065945	M 63x1,5	15	34 - 48	68	61 - 72	10

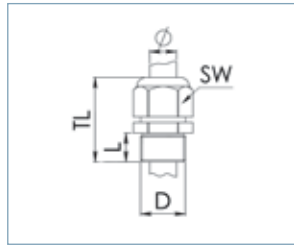
Recommended accessories



SPRINT EX cable glands, NMSKE, brass nickel-plated, NPT



NMSKE



Marking:

II 2 G Ex e IIC Gb
II 2 D Ex tb IIIC Db IP68

Approval:

IECEX PTB 13.0027X
PTB 04 ATEX 1112 X

Protection class:






IP 66 / IP 68, 5 bar 30 min

Temperature range:

-40 °C - 75 °C

Material:

Gland: Brass nickel-plated, Clamping cage: Polyamide, Gasket: EPDM

Type	WISKA-No. Ni	 D (mm)	 (mm)	 (mm)	 SW (mm)	TL (mm)	
NMSKE 1/4	10101082	NPT 1/4"	13	4 - 7	16	33 - 40	50
NMSKE 3/8	10101083	NPT 3/8	13	5 - 10	20	35 - 42	50
NMSKE 1/2	10101084	NPT 1/2"	16	6 - 13	24	38 - 45	50
NMSKE 3/4	10101085	NPT 3/4"	16	10 - 17	29	40 - 48	50
NMSKE 1	10101086	NPT 1"	20	13 - 21	36	46 - 53	25
NMSKE 1 1/4	10101087	NPT 1 1/4"	20	16 - 28	46	50 - 58	10
NMSKE 1 1/2	10101088	NPT 1 1/2"	20	21 - 35	55	51 - 62	10
NMSKE 2	10101089	NPT 2"	21	34 - 48	68	56 - 67	10

Recommended accessories



NMMU
Page 53

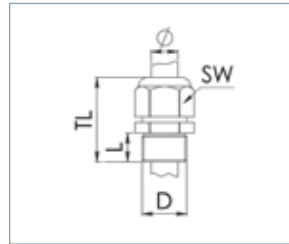


RDE
Page 147



BS
Page 152






SPRINT EX EMV Cable gland with contact spring insert, EMSKE EMV-S, brass nickel-plated, metric



EMSKV EMV-S



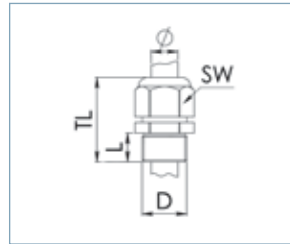
Marking:	II 2 G Ex e IIC Gb II 2 D Ex tb IIIC Db IP68
Approval:	IECEX PTB 13.0027X PTB 04 ATEX 1112 X
Protection class:	IP 66 / IP 68, 5 bar 30 min
Temperature range:	-40 °C - 75 °C
Material:	Gland: Brass nickel-plated, Clamping cage: Polyamide, Contact spring insert: Stainless steel (1.4310), Gasket: EPDM

Type	WISKA-No. Ni	 D (mm)	 L (mm)	 (mm)	 SW (mm)	TL (mm)	
EMSKE 12 EMV-S	10102971	M 12x1,5	5	4 - 7	16	23 - 30	50
EMSKE 16 EMV-S	10102972	M 16x1,5	5	4,5 - 10	20	26 - 34	50
EMSKE 20 EMV-S	10102973	M 20x1,5	6	6 - 13	24	29 - 37	50
EMSKE 25 EMV-S	10102974	M 25x1,5	7	10 - 17	29	33 - 42	50
EMSKE 32 EMV-S	10102975	M 32x1,5	8	13 - 21	36	36 - 44	25
EMSKE 40 EMV-S	10102976	M 40x1,5	8	16 - 28	46	44 - 55	10
EMSKE 50 EMV-S	10102977	M 50x1,5	9	21 - 35	55	51 - 62	10
EMSKE 63 EMV-S	10102978	M 63x1,5	10	34 - 48	68	56 - 67	10

Recommended accessories

EMMU-EMV
Page 90RDE
Page 147BS
Page 152

SPRINT EX EMC cable glands with earthing cones DIN 89345, EMSKE EMV-Z, brass nickel-plated, metric



EMSKE EMV-Z

**Marking:**

II 2 G Ex e IIC Gb
II 2 D Ex tb IIIC Db IP68

Approval:

IECEX PTB 13.0027X
PTB 04 ATEX 1112 X

Protection class:

IP 66 / IP 68, 5 bar 30 min

Temperature range:

-40 °C - 75 °C

Material:

Gland: Brass nickel-plated, Clamping cage: Polyamide, Earthing cones: Brass chromium-plated, Gasket: EPDM

EMSKE EMV-Z

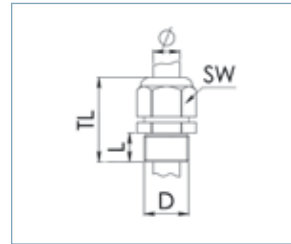
Type	WISKA-No. Ni	D (mm)	L (mm)	Ø (mm)	SW (mm)	TL (mm)	
EMSKE 12 EMV-Z	10065056	M 12x1,5	5	4 - 7	16	23 - 30	50
EMSKE 16 EMV-Z	10065057	M 16x1,5	5	4,5 - 10	20	26 - 34	50
EMSKE 20 EMV-Z	10065058	M 20x1,5	6	6 - 13	24	29 - 37	50
EMSKE 25 EMV-Z	10065059	M 25x1,5	7	10 - 17	29	33 - 42	50
EMSKE 32 EMV-Z	10065060	M 32x1,5	8	13 - 21	36	36 - 44	25
EMSKE 40 EMV-Z	10065061	M 40x1,5	8	16 - 28	46	44 - 55	10
EMSKE 50 EMV-Z	10065062	M 50x1,5	9	21 - 35	55	51 - 62	10
EMSKE 63 EMV-Z	10065063	M 63x1,5	10	34 - 48	68	56 - 67	10

EMSKE-L EMV-Z, long

Type	WISKA-No. Ni	D (mm)	L (mm)	Ø (mm)	SW (mm)	TL (mm)	
EMSKE-L 12 EMV-Z	10065922	M 12x1,5	12	4 - 7	16	30 - 37	50
EMSKE-L 16 EMV-Z	10065923	M 16x1,5	12	5 - 10	20	33 - 41	50
EMSKE-L 20 EMV-Z	10065924	M 20x1,5	12	6 - 13	24	35 - 43	50
EMSKE-L 25 EMV-Z	10065925	M 25x1,5	12	10 - 17	29	38 - 47	50
EMSKE-L 32 EMV-Z	10065926	M 32x1,5	15	13 - 21	36	43 - 51	25
EMSKE-L 40 EMV-Z	10065927	M 40x1,5	15	16 - 28	46	51 - 62	10
EMSKE-L 50 EMV-Z	10065928	M 50x1,5	15	21 - 35	55	57 - 68	10
EMSKE-L 63 EMV-Z	10065929	M 63x1,5	15	34 - 48	68	61 - 72	10

Recommended accessoriesEMMU-EMV
Page 90RDE
Page 147BS
Page 152

SPRINT EX EMC cable glands with earthing cones DIN 89345, NMSKE EMV-Z, brass nickel-plated, NPT



NMSKE EMV-Z

**Marking:**

II 2 G Ex e IIC Gb
II 2 D Ex tb IIIC Db IP68

Approval:

IECEX PTB 13.0027X
PTB 04 ATEX 1112 X

Protection class:







IP 66 / IP 68, 5 bar 30 min

Temperature range:

-40 °C - 75 °C

Material:

Gland: Brass nickel-plated, Clamping cage: Polyamide, Earthing cones: Brass chromium-plated, Gasket: EPDM

Type	WISKA-No. Ni	 D (mm)	 L (mm)	 (mm)	 (mm)	 SW (mm)	TL (mm)	
NMSKE 1/4 EMV-Z	10063055	NPT 1/4"	13	4 - 7	5	16	33 - 40	50
NMSKE 3/8 EMV-Z	10063056	NPT 3/8	13	4,5 - 10	7,5	20	35 - 42	50
NMSKE 1/2 EMV-Z	10063057	NPT 1/2"	16	6 - 13	9,5	24	38 - 45	50
NMSKE 3/4 EMV-Z	10063058	NPT 3/4"	16	9 - 17	16	29	40 - 48	50
NMSKE 1 EMV-Z	10063059	NPT 1"	20	13 - 21	20	36	46 - 53	25
NMSKE 1 1/4 EMV-Z	10063060	NPT 1 1/4"	20	16 - 28	26	46	50 - 58	10
NMSKE 1 1/2 EMV-Z	10063061	NPT 1 1/2"	20	21 - 35	33	55	51 - 62	10
NMSKE 2 EMV-Z	10063062	NPT 2"	21	34 - 48	45	68	56 - 67	10

Recommended accessories

NMMU
Page 53



RDE
Page 147

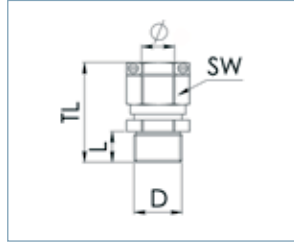


BS
Page 152



ORD
Page 154

SPRINT EX cable glands with external strain relief, EMSKEZ, brass nickel-plated, metric



EMSKEZ

**Marking:**

II 2 G Ex e IIC Gb
II 2 D Ex tb IIIC Db IP68

Approval:

PTB 09 ATEX 1049

Protection class:

IP 68, 5 bar 30 min

Temperature range:

-40 °C - 75 °C

Material:

Gland: Brass nickel-plated, Clamping cage: Polyamide, Gasket: EPDM

Type	WISKA-No. Ni					TL (mm)	
EMSKEZ 16	10063071	M 16x1,5	5	6,5 - 10	20	36 - 44	25
EMSKEZ 20	10063072	M 20x1,5	6	8 - 13	24	39 - 47	25
EMSKEZ 25	10063073	M 25x1,5	7	10 - 17	29	43 - 52	25
EMSKEZ 32	10063074	M 32x1,5	8	16 - 21	36	46 - 54	25
EMSKEZ 40	10063075	M 40x1,5	8	18 - 28	46	54 - 65	10
EMSKEZ 50	10063076	M 50x1,5	9	22 - 35	55	61 - 72	10
EMSKEZ 63	10063077	M 63x1,5	10	35 - 48	68	66 - 77	10

Recommended accessoriesEMMU
Page 53RDE
Page 147

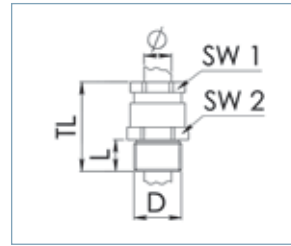
EX cable glands hexagonal, EX-KVM, brass, metric



EX-KVM-Z








EX-KVM-W








Marking: II 2 G Ex e II
Approval: PTB 03 ATEX 1156 X
Protection class: IP 54
Temperature range: -40 °C - 100 °C
Material: Gland: Brass, Gasket: EPDM

EX-KVM-Z, type Z

Type	WISKA-No. bright	 D (mm)	 L (mm)	 (mm)	 SW (mm)	TL (mm)	
EX-KVM-18-Z-08	10030002	M 18x1,5	10	7 - 8,5	24	40 - 43	1
EX-KVM-18-Z-10	10030003	M 18x1,5	10	8 - 10,5	24	40 - 43	1
EX-KVM-20-Z-08	10030006	M 20x1,5	10	7 - 8,5	24	40 - 43	1
EX-KVM-20-Z-10	10030007	M 20x1,5	10	8 - 10,5	24	40 - 43	1
EX-KVM-24-Z-08	10030014	M 24x1,5	11	7 - 8,5	29	43 - 47	1
EX-KVM-24-Z-10	10030015	M 24x1,5	11	8 - 10,5	29	43 - 47	1
EX-KVM-24-Z-12	10030016	M 24x1,5	11	10 - 12,5	29	43 - 47	1
EX-KVM-24-Z-14	10030017	M 24x1,5	11	12 - 14,5	29	43 - 47	1
EX-KVM-24-Z-16	10030018	M 24x1,5	11	14 - 16,5	29	43 - 47	1
EX-KVM-24-Z-17	10030019	M 24x1,5	11	16 - 17,5	29	43 - 47	1
EX-KVM-25-Z-08	10030026	M 25x1,5	11	7 - 8,5	29	43 - 47	1
EX-KVM-25-Z-10	10030027	M 25x1,5	11	8 - 10,5	29	43 - 47	1
EX-KVM-25-Z-12	10030028	M 25x1,5	11	10 - 12,5	29	43 - 47	1
EX-KVM-25-Z-14	10030029	M 25x1,5	11	12 - 14,5	29	43 - 47	1
EX-KVM-25-Z-16	10030030	M 25x1,5	11	14 - 16,5	29	43 - 47	1
EX-KVM-25-Z-17	10030031	M 25x1,5	11	16 - 17,5	29	43 - 47	1
EX-KVM-30-Z-18	10030034	M 30x2	12	16 - 18,5	36	49 - 53	1
EX-KVM-30-Z-20	10030035	M 30x2	12	18 - 20,5	36	49 - 53	1
EX-KVM-32-Z-18	10030038	M 32x2	12	16 - 18,5	36	49 - 53	1
EX-KVM-32-Z-20	10030039	M 32x2	12	18 - 20,5	36	49 - 53	1

EX-KVM-W, type W

Type	WISKA-No. bright					TL (mm)	
EX-KVM-18-W-08	10030000	M 18x1,5	10	7 - 8,5	24	40 - 43	1
EX-KVM-18-W-10	10030001	M 18x1,5	10	8 - 10,5	24	40 - 43	1
EX-KVM-20-W-08	10030004	M 20x1,5	10	7 - 8,5	24	40 - 43	1
EX-KVM-20-W-10	10030005	M 20x1,5	10	8 - 10,5	24	40 - 43	1
EX-KVM-24-W-08	10030008	M 24x1,5	11	7 - 8,5	29	43 - 47	1
EX-KVM-24-W-10	10030009	M 24x1,5	11	8 - 10,5	29	43 - 47	1
EX-KVM-24-W-12	10030010	M 24x1,5	11	10 - 12,5	29	43 - 47	1
EX-KVM-24-W-14	10030011	M 24x1,5	11	12 - 14,5	29	43 - 47	1
EX-KVM-24-W-16	10030012	M 24x1,5	11	14 - 16,5	29	43 - 47	1
EX-KVM-24-W-17	10030013	M 24x1,5	11	16 - 17,5	29	43 - 47	1
EX-KVM-25-W-08	10030020	M 25x1,5	11	7 - 8,5	29	43 - 47	1
EX-KVM-25-W-10	10030021	M 25x1,5	11	8 - 10,5	29	43 - 47	1
EX-KVM-25-W-12	10030022	M 25x1,5	11	10 - 12,5	29	43 - 47	1
EX-KVM-25-W-14	10030023	M 25x1,5	11	12 - 14,5	29	43 - 47	1
EX-KVM-25-W-16	10030024	M 25x1,5	11	14 - 16,5	29	43 - 47	1
EX-KVM-25-W-17	10030025	M 25x1,5	11	16 - 17,5	29	43 - 47	1
EX-KVM-30-W-18	10030032	M 30x2	12	16 - 18,5	36	49 - 53	1
EX-KVM-30-W-20	10030033	M 30x2	12	18 - 20,5	36	49 - 53	1
EX-KVM-32-W-18	10030036	M 32x2	12	16 - 18,5	36	49 - 53	1
EX-KVM-32-W-20	10030037	M 32x2	12	18 - 20,5	36	49 - 53	1

Recommended accessories

GM
Page 70

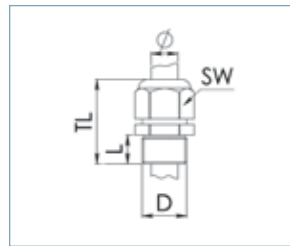
SPRINT EX cable glands, ESSKE, stainless steel, metric



ESSKE



ESSKE-4



Marking: II 2 G Ex e IIC Gb
 II 2 D Ex tb IIIC Db IP68
Approval: IECEx PTB 13.0035X
 PTB 05 ATEX 1098 X
Protection class: IP 68, 5 bar 30 min / IP 69K
Temperature range: -40 °C - 75 °C
Material: Clamping cage: Polyamide, Gasket: EPDM

ESSKE, stainless steel 1.4305

Type	WISKA-No.					TL (mm)	
ESSKE 12	10069200	M 12x1,5	5	4 - 7	17	23 - 30	10
ESSKE 16	10069201	M 16x1,5	5	5 - 10	22	26 - 34	10
ESSKE 20	10069202	M 20x1,5	6	6 - 13	24	29 - 37	10
ESSKE 25	10069203	M 25x1,5	7	10 - 17	30	33 - 42	10
ESSKE 32	10069204	M 32x1,5	8	13 - 21	36	36 - 44	5
ESSKE 40	10069205	M 40x1,5	8	16 - 28	46	44 - 55	5
ESSKE 50	10069206	M 50x1,5	9	21 - 35	55	51 - 62	2
ESSKE 63	10069207	M 63x1,5	10	34 - 48	68	56 - 67	1

ESSKE-4, stainless steel 1.4404

Type	WISKA-No.					TL (mm)	
ESSKE-4 12	10069232	M 12x1,5	5	4 - 7	17	23 - 30	10
ESSKE-4 16	10069233	M 16x1,5	5	5 - 10	22	26 - 34	10
ESSKE-4 20	10069234	M 20x1,5	6	6 - 13	24	29 - 37	10
ESSKE-4 25	10069235	M 25x1,5	7	10 - 17	30	33 - 42	10
ESSKE-4 32	10069236	M 32x1,5	8	13 - 21	36	36 - 44	5
ESSKE-4 40	10069237	M 40x1,5	8	16 - 28	46	44 - 55	5
ESSKE-4 50	10069238	M 50x1,5	9	21 - 35	55	51 - 62	2
ESSKE-4 63	10069239	M 63x1,5	10	34 - 48	68	56 - 67	1

Recommended accessories



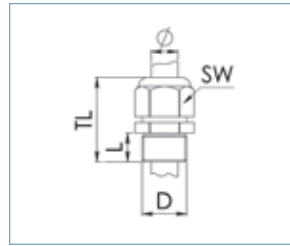
SPRINT EX cable glands LowTemp, ESSKE LT, stainless steel, metric



ESSKE LT



ESSKE-4 LT



Marking: II 2 G Ex e IIC Gb
II 2 D Ex tb IIIC Db IP68

Approval: IECEx PTB 13.0035X
PTB 05 ATEX 1098 X

Protection class: IP 68, 5 bar 30 min / IP 69K

Temperature range: -60 °C - 75 °C

Material: Clamping cage: Polyamide, Gasket: Silicone

ESSKE LT, stainless steel 1.4305

Type	WISKA-No.					TL (mm)	
ESSKE 12 LT	10065986	M 12x1,5	5	4 - 7	17	23 - 30	10
ESSKE 16 LT	10065987	M 16x1,5	5	5 - 10	22	26 - 34	10
ESSKE 20 LT	10065988	M 20x1,5	6	6 - 13	24	29 - 37	10
ESSKE 25 LT	10065989	M 25x1,5	7	10 - 17	30	33 - 42	10
ESSKE 32 LT	10065990	M 32x1,5	8	13 - 21	36	36 - 44	5
ESSKE 40 LT	10065991	M 40x1,5	8	16 - 28	46	44 - 55	5
ESSKE 50 LT	10065992	M 50x1,5	9	21 - 35	55	51 - 62	2
ESSKE 63 LT	10065993	M 63x1,5	10	34 - 48	68	56 - 67	1

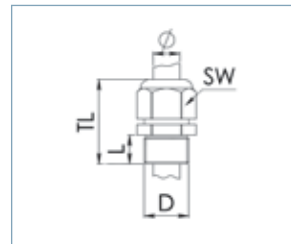
ESSKE-4 LT, stainless steel 1.4404

Type	WISKA-No.					TL (mm)	
ESSKE-4 12 LT	10065389	M 12x1,5	5	4 - 7	17	23 - 30	10
ESSKE-4 16 LT	10065390	M 16x1,5	5	5 - 10	22	26 - 34	10
ESSKE-4 20 LT	10065391	M 20x1,5	6	6 - 13	24	29 - 37	10
ESSKE-4 25 LT	10065392	M 25x1,5	7	10 - 17	30	33 - 42	10
ESSKE-4 32 LT	10065393	M 32x1,5	8	13 - 21	36	36 - 44	5
ESSKE-4 40 LT	10065394	M 40x1,5	8	16 - 28	46	44 - 55	5
ESSKE-4 50 LT	10065395	M 50x1,5	9	21 - 35	55	51 - 62	2
ESSKE-4 63 LT	10065396	M 63x1,5	10	34 - 48	68	56 - 67	1

Recommended accessories



SPRINT EX EMC cable glands with earthing cones DIN 89345, ESSKE EMV-Z, stainless steel, metric



ESSKE EMV-Z / ESSKE-4 EMV-Z



Marking:	II 2 G Ex e IIC Gb
	II 2 D Ex tb IIIC Db IP68
Approval:	IECEX PTB 13.0035X
	PTB 05 ATEX 1098 X
Protection class:	IP 68, 5 bar 30 min / IP 69K
Temperature range:	-40 °C - 75 °C
Material:	Clamping cage: Polyamide, Earthing cones: Brass chromium-plated, Gasket: EPDM

ESSKE EMV-Z, stainless steel 1.4305

Type	WISKA-No.	D (mm)	L (mm)	Earthing cone (mm)	Clamping cage (mm)	SW (mm)	TL (mm)	Box
ESSKE 12 EMV-Z	10069216	M 12x1,5	5	4 - 7	5	17	23 - 30	10
ESSKE 16 EMV-Z	10069217	M 16x1,5	5	5 - 10	7,5	22	26 - 34	10
ESSKE 20 EMV-Z	10069218	M 20x1,5	6	6 - 13	9,5	24	29 - 37	10
ESSKE 25 EMV-Z	10069219	M 25x1,5	7	10 - 17	16	30	33 - 42	10
ESSKE 32 EMV-Z	10069220	M 32x1,5	8	13 - 21	20	36	36 - 44	5
ESSKE 40 EMV-Z	10069221	M 40x1,5	8	16 - 28	26	46	44 - 55	5
ESSKE 50 EMV-Z	10069222	M 50x1,5	9	21 - 35	33	55	51 - 62	2
ESSKE 63 EMV-Z	10069223	M 63x1,5	10	34 - 48	45	68	56 - 67	1

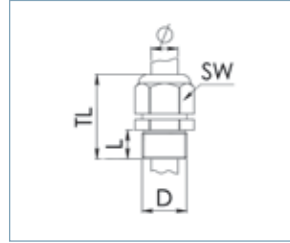
ESSKE-4 EMV-Z, stainless steel 1.4404

Type	WISKA-No.	D (mm)	L (mm)	Earthing cone (mm)	Clamping cage (mm)	SW (mm)	TL (mm)	Box
ESSKE-4 12 EMV-Z	10069248	M 12x1,5	5	4 - 7	5	17	23 - 30	10
ESSKE-4 16 EMV-Z	10069249	M 16x1,5	5	5 - 10	7,5	22	26 - 34	10
ESSKE-4 20 EMV-Z	10069250	M 20x1,5	6	6 - 13	9,5	24	29 - 37	10
ESSKE-4 25 EMV-Z	10069251	M 25x1,5	7	10 - 17	16	30	33 - 42	10
ESSKE-4 32 EMV-Z	10069252	M 32x1,5	8	13 - 21	20	36	36 - 44	5
ESSKE-4 40 EMV-Z	10069253	M 40x1,5	8	16 - 28	26	46	44 - 55	5
ESSKE-4 50 EMV-Z	10069254	M 50x1,5	9	21 - 35	33	55	51 - 62	2
ESSKE-4 63 EMV-Z	10069255	M 63x1,5	10	34 - 48	45	68	56 - 67	1

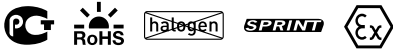
Recommended accessories

ESMU
Page 78RDE
Page 147BS
Page 152

SPRINT EX EMC cable glands LowTemp with earthing cones DIN 89345, ESSKE LT EMV, stainless steel, metric



ESSKE LT EMV-Z / ESSKE-4 LT EMV-Z



Marking: II 2 G Ex e IIC Gb
II 2 D Ex tb IIIC Db IP68

Approval: IECEx PTB 13.0035X
PTB 05 ATEX 1098 X

Protection class: IP 68, 5 bar 30 min / IP 69K

Temperature range: -60 °C - 75 °C

Material: Clamping cage: Polyamide, Earthing cones: Brass chromium-plated, Gasket: Silicone

ESSKE LT EMV-Z, stainless steel 1.4305

Type	WISKA-No.	D (mm)	L (mm)	Earthing cone (mm)	Earthing cone (mm)	SW (mm)	TL (mm)	Box
ESSKE 12 LT EMV-Z	10065978	M 12x1,5	5	4 - 7	5	17	23 - 30	10
ESSKE 16 LT EMV-Z	10065979	M 16x1,5	5	5 - 10	7,5	22	26 - 34	10
ESSKE 20 LT EMV-Z	10065980	M 20x1,5	6	6 - 13	9,5	24	29 - 37	10
ESSKE 25 LT EMV-Z	10065981	M 25x1,5	7	10 - 17	16	30	33 - 42	10
ESSKE 32 LT EMV-Z	10065982	M 32x1,5	8	13 - 21	20	36	36 - 44	5
ESSKE 40 LT EMV-Z	10065983	M 40x1,5	8	16 - 28	26	46	44 - 55	5
ESSKE 50 LT EMV-Z	10065984	M 50x1,5	9	21 - 35	33	55	51 - 62	2
ESSKE 63 LT EMV-Z	10065985	M 63x1,5	10	34 - 48	45	68	56 - 67	1

ESSKE-4 LT EMV-Z, stainless steel 1.4404

Type	WISKA-No.	D (mm)	L (mm)	Earthing cone (mm)	Earthing cone (mm)	SW (mm)	TL (mm)	Box
ESSKE-4 12 LT EMV-Z	10065358	M 12x1,5	5	4 - 7	5	17	23 - 30	10
ESSKE-4 16 LT EMV-Z	10065359	M 16x1,5	5	5 - 10	7,5	22	26 - 34	10
ESSKE-4 20 LT EMV-Z	10065360	M 20x1,5	6	6 - 13	9,5	24	29 - 37	10
ESSKE-4 25 LT EMV-Z	10065361	M 25x1,5	7	10 - 17	16	30	33 - 42	10
ESSKE-4 32 LT EMV-Z	10065362	M 32x1,5	8	13 - 21	20	36	36 - 44	5
ESSKE-4 40 LT EMV-Z	10065363	M 40x1,5	8	16 - 28	26	46	44 - 55	5
ESSKE-4 50 LT EMV-Z	10065364	M 50x1,5	9	21 - 35	33	55	51 - 62	2
ESSKE-4 63 LT EMV-Z	10065365	M 63x1,5	10	34 - 48	45	68	56 - 67	1

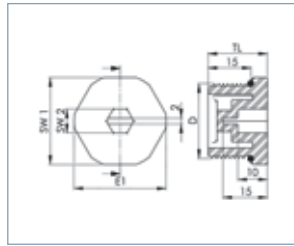
Recommended accessories








EX stop ends, EX-EVSG, polyamide, metric



EX-EVSG



Marking: II2G ExII
 II2D ExtD A21 IP68
Approval: PTB 06 ATEX 1032 X
Protection class: IP 68
Temperature range: -40 °C - 75 °C
Material: Polyamide, Gasket: EPDM

Type	WISKA-No. RAL 9005	 D (mm)	 L (mm)	 SW 1 (mm)	 SW 2 (mm)	TL (mm)	
EX-EVSG 12	10065300	M 12x1,5	15	16	6	19	100
EX-EVSG 16	10065301	M 16x1,5	15	20	8	19	100
EX-EVSG 20	10065302	M 20x1,5	15	24	8	19	100
EX-EVSG 25	10065303	M 25x1,5	15	29	8	20	100
EX-EVSG 32	10065304	M 32x1,5	15	36	8	20	50
EX-EVSG 40	10065305	M 40x1,5	15	46	8	20	30
EX-EVSG 50	10065306	M 50x1,5	15	55	8	20	30
EX-EVSG 63	10065307	M 63x1,5	15	68	8	20	30
EX-EVSG 75	10065308	M 75x1,5	15	82	8	20	2

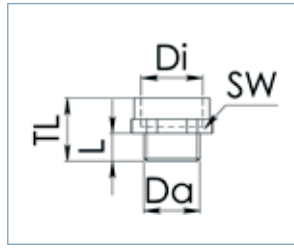
Recommended accessories

EMUG
Page 21

EX enlargement adaptors, EX-KEM, polyamide, metric-metric



EX-KEM

**Marking:**

II2G ExeII

II2D ExtD A21 IP66

Approval:

PTB 04 ATEX 1040 X

Protection class:

IP 66

Temperature range:

-20 °C - 70 °C

Material:

Polyamide, fibre reinforced

Type	WISKA-No. RAL 9005	Da (mm)	Di (mm)	TL (mm)	SW (mm)	TL (mm)	
EX-KEM 12/16	10064741	M 12x1,5	M 16x1,5	9	20	27	100
EX-KEM 16/20	10064742	M 16x1,5	M 20x1,5	9	24	27	100
EX-KEM 20/25	10064743	M 20x1,5	M 25x1,5	9	29	27	100
EX-KEM 25/32	10064744	M 25x1,5	M 32x1,5	10	36	28	100
EX-KEM 32/40	10064745	M 32x1,5	M 40x1,5	12	46	30	50
EX-KEM 40/50	10064746	M 40x1,5	M 50x1,5	12	55	30	25
EX-KEM 50/63	10064747	M 50x1,5	M 63x1,5	14	68	32	5

Recommended accessoriesEMUG
Page 21EADR
Page 155

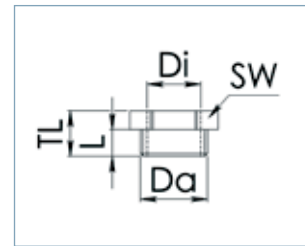
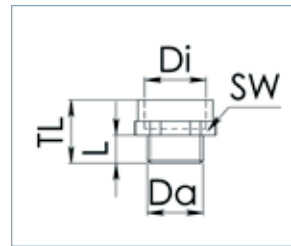
EX reduction adaptors, EX-KRM, polyamide, metric-metric



EX-KRM Form A



EX-KRM Form B



Marking: I12G ExII
 I12D ExtD A21 IP66
Approval: PTB 04 ATEX 1040 X
Protection class: IP 66
Temperature range: -20 °C - 70 °C
Material: Polyamide, fibre reinforced

Type	WISKA-No. RAL 9005	Da (mm)	Di (mm)	TL (mm)	SW (mm)	TL (mm)	Form	
EX-KRM 16/12	10064720	M 16x1,5	M 12x1,5	9	20	27	A	100
EX-KRM 20/12	10064721	M 20x1,5	M 12x1,5	9	24	16	B	100
EX-KRM 20/16	10064722	M 20x1,5	M 16x1,5	9	24	27	A	100
EX-KRM 25/12	10064723	M 25x1,5	M 12x1,5	10	29	17	B	100
EX-KRM 25/16	10064724	M 25x1,5	M 16x1,5	10	29	17	B	100
EX-KRM 25/20	10064725	M 25x1,5	M 20x1,5	10	29	17	B	100
EX-KRM 32/16	10064726	M 32x1,5	M 16x1,5	12	36	19	B	50
EX-KRM 32/20	10064727	M 32x1,5	M 20x1,5	12	36	19	B	50
EX-KRM 32/25	10064728	M 32x1,5	M 25x1,5	12	36	19	B	50
EX-KRM 40/20	10064729	M 40x1,5	M 20x1,5	12	46	19	B	25
EX-KRM 40/25	10064730	M 40x1,5	M 25x1,5	12	46	19	B	25
EX-KRM 40/32	10064731	M 40x1,5	M 32x1,5	12	46	19	B	25
EX-KRM 50/20	10064732	M 50x1,5	M 20x1,5	14	55	21	B	5
EX-KRM 50/25	10064733	M 50x1,5	M 25x1,5	14	55	21	B	5
EX-KRM 50/32	10064734	M 50x1,5	M 32x1,5	14	55	21	B	5
EX-KRM 50/40	10064735	M 50x1,5	M 40x1,5	14	55	21	B	5
EX-KRM 63/20	10064736	M 63x1,5	M 20x1,5	15	68	22	B	5
EX-KRM 63/25	10064737	M 63x1,5	M 25x1,5	15	68	22	B	5
EX-KRM 63/32	10064738	M 63x1,5	M 32x1,5	15	68	22	B	5
EX-KRM 63/40	10064739	M 63x1,5	M 40x1,5	15	68	22	B	5
EX-KRM 63/50	10064740	M 63x1,5	M 50x1,5	15	68	22	B	5

Recommended accessories

EMUG
Page 21EADR
Page 155

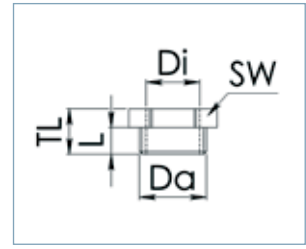
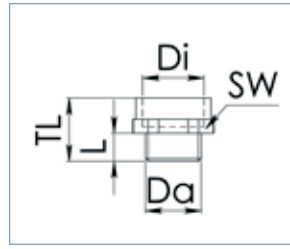
EX adaptors, EX-APM, polyamide, PG-metric



EX-APM Form A



EX-APM Form B



Marking:

II2G Exell

II2D ExtD A21 IP66

Approval:

PTB 04 ATEX 1040 X

Protection class:

IP 66






Temperature range:

-20 °C - 70 °C

Material:

Polyamide, fibre reinforced

Type	WISKA-No. RAL 9005	Da (mm)	Di (mm)	TL (mm)	SW (mm)	TL (mm)	Form	
EX-APM 7/12	10064748	PG 7	M 12x1,5	9	16	27	A	25
EX-APM 7/16	10064749	PG 7	M 16x1,5	9	20	27	A	25
EX-APM 9/12	10064750	PG 9	M 12x1,5	9	20	27	A	25
EX-APM 9/16	10064751	PG 9	M 16x1,5	9	20	27	A	25
EX-APM 9/20	10064752	PG 9	M 20x1,5	9	24	27	A	25
EX-APM 11/16	10064753	PG 11	M 16x1,5	9	22	27	A	25
EX-APM 11/20	10064754	PG 11	M 20x1,5	9	24	27	A	25
EX-APM 11/25	10064755	PG 11	M 25x1,5	9	29	27	A	25
EX-APM 13,5/16	10064756	PG 13,5	M 16x1,5	10	24	28	A	25
EX-APM 13,5/20	10064757	PG 13,5	M 20x1,5	10	24	28	A	25
EX-APM 13,5/25	10064758	PG 13,5	M 25x1,5	10	29	28	A	25
EX-APM 16/20	10064759	PG 16	M 20x1,5	10	27	28	A	25
EX-APM 16/25	10064760	PG 16	M 25x1,5	10	29	28	A	25
EX-APM 16/32	10064761	PG 16	M 32x1,5	10	36	28	A	25
EX-APM 21/20	10064762	PG 21	M 20x1,5	12	33	19	B	10
EX-APM 21/25	10064763	PG 21	M 25x1,5	12	33	30	A	10
EX-APM 21/32	10064764	PG 21	M 32x1,5	12	36	30	A	10
EX-APM 21/40	10064765	PG 21	M 40x1,5	12	46	30	A	10
EX-APM 29/20	10064766	PG 29	M 20x1,5	12	42	19	B	10
EX-APM 29/25	10064767	PG 29	M 25x1,5	12	42	19	B	10
EX-APM 29/32	10064768	PG 29	M 32x1,5	12	42	19	B	10
EX-APM 29/40	10064769	PG 29	M 40x1,5	12	46	30	A	10
EX-APM 29/50	10064770	PG 29	M 50x1,5	12	55	30	A	10
EX-APM 36/20	10064771	PG 36	M 20x1,5	14	53	21	B	10
EX-APM 36/25	10064772	PG 36	M 25x1,5	14	53	21	B	10
EX-APM 36/32	10064773	PG 36	M 32x1,5	14	53	21	B	10
EX-APM 36/40	10064774	PG 36	M 40x1,5	14	53	21	B	10
EX-APM 36/50	10064775	PG 36	M 50x1,5	14	55	32	A	10
EX-APM 36/63	10064776	PG 36	M 63x1,5	14	68	32	A	10
EX-APM 42/20	10064777	PG 42	M 20x1,5	14	60	21	B	5
EX-APM 42/25	10064778	PG 42	M 25x1,5	14	60	21	B	5
EX-APM 42/32	10064779	PG 42	M 32x1,5	14	60	21	B	5
EX-APM 42/40	10064780	PG 42	M 40x1,5	14	60	21	B	5
EX-APM 42/50	10064781	PG 42	M 50x1,5	14	60	32	A	5
EX-APM 42/63	10064782	PG 42	M 63x1,5	14	68	32	A	5

Type	WISKA-No. RAL 9005					TL (mm)	Form	
EX-APM 48/20	10064783	PG 48	M 20x1,5	15	65	22	B	5
EX-APM 48/25	10064784	PG 48	M 25x1,5	15	65	22	B	5
EX-APM 48/32	10064785	PG 48	M 32x1,5	15	65	22	B	5
EX-APM 48/40	10064786	PG 48	M 40x1,5	15	65	22	B	5
EX-APM 48/50	10064787	PG 48	M 50x1,5	15	65	22	B	5
EX-APM 48/63	10064788	PG 48	M 63x1,5	15	68	33	A	5

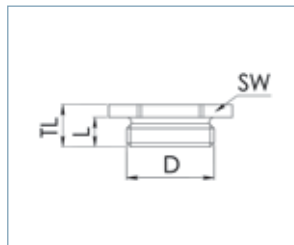
Recommended accessories

MUG
Page 21ADR
Page 155

EX stop ends, EX-EMVS, brass nickel-plated, metric



EX-EMVS



Marking:

II2G ExII

II2D ExtD A21 IP68

Approval:

PTB 05 ATEX 1106 X

Protection class:





IP 68

Temperature range:

-40 °C · 120 °C

Material:


Brass nickel-plated, Gasket: EPDM

Type	WISKA-No. Ni				TL (mm)	
EX-EMVS 12	10065331	M 12x1,5	5	14	7,5	10
EX-EMVS 16	10065332	M 16x1,5	5	18	8	10
EX-EMVS 20	10065333	M 20x1,5	6	22	9	10
EX-EMVS 25	10065334	M 25x1,5	6,5	28	10	10
EX-EMVS 32	10065335	M 32x1,5	7	35	10,5	5
EX-EMVS 40	10065336	M 40x1,5	8	44	12	5
EX-EMVS 50	10065337	M 50x1,5	9	54	15	1
EX-EMVS 63	10065338	M 63x1,5	10	67	16	1

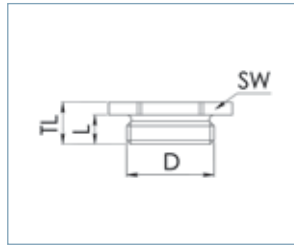
Recommended accessories

EMMU
Page 53

EX stop ends to DIN 89284, EX-VSM, brass, metric



EX-VSM



Marking:

II 2 G Ex e II

Approval:

PTB 03 ATEX 1158 X

Protection class:




IP 54

Temperature range:

-40 °C - 100 °C

Material:

Brass, Gasket: EPDM

Type	WISKA-No. bright	 D (mm)	 TL (mm)	 SW (mm)	TL (mm)
EX-VSM 18	10030200	M 18x1,5	8	22	11,5
EX-VSM 20	10030201	M 20x1,5	8	24	11,5
EX-VSM 24	10030202	M 24x1,5	9	30	13
EX-VSM 25	10030203	M 25x1,5	9	30	13
EX-VSM 30	10030204	M 30x1,5	10	36	14
EX-VSM 32	10030205	M 32x1,5	10	36	14

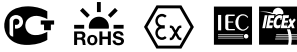
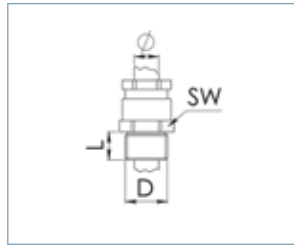
Recommended accessories

GM
Page 70

EX d cable glands for non-armoured cables, OSNJ, brass nickel-plated, metric



OSNJ



Marking:

Approval:

Protection class:

Temperature range:

Material:

II 2 GD EEx d IIC/EEx e II

IECEX KOS 09.0017X

NEMKO 03 ATEX 1460 X

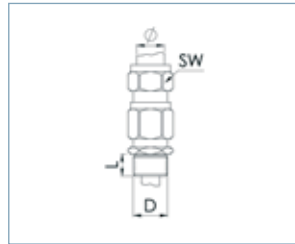
IP 67

-20 °C - 120 °C

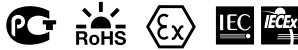
Brass nickel-plated, Gasket: Silicone

Type	WISKA-No. Ni					
OSNJ A2F-16a	50065500	M 16x1,5	15	3 - 7,5	24	1
OSNJ A2F-16b	50065501	M 16x1,5	15	6,1 - 10	24	1
OSNJ A2F-20a	50065502	M 20x1,5	15	10 - 13	27	1
OSNJ A2F-20b	50065503	M 20x1,5	15	13,1 - 15	27	1
OSNJ A2F-25a	50065504	M 25x1,5	15	14 - 17,5	32	1
OSNJ A2F-25b	50065505	M 25x1,5	15	16,1 - 19,5	32	1
OSNJ A2F-32a	50065506	M 32x1,5	15	18,1 - 22	39	1
OSNJ A2F-32b	50065507	M 32x1,5	15	21 - 26	39	1
OSNJ A2F-40a	50065508	M 40x1,5	15	24 - 28	48	1
OSNJ A2F-40b	50065509	M 40x1,5	15	27 - 32	48	1
OSNJ A2F-50a	50065510	M 50x1,5	15	32,1 - 34	58	1
OSNJ A2F-50b	50065511	M 50x1,5	15	34,1 - 40	58	1
OSNJ A2F-63a	50065512	M 63x1,5	15	38 - 44	73	1
OSNJ A2F-63b	50065513	M 63x1,5	15	43 - 50	73	1
OSNJ A2F-63c	50065514	M 63x1,5	15	49 - 54	73	1
OSNJ A2F-75a	50065515	M 75x1,5	15	52 - 56	85	1
OSNJ A2F-75b	50065516	M 75x1,5	15	55 - 60	85	1
OSNJ A2F-75c	50065517	M 75x1,5	15	59 - 62	85	1
OSNJ A2F-75d	50065518	M 75x1,5	15	62,1 - 66	85	1


EX d cable glands for wire-braided/steel-tape armoured cables, WEID.E1XF, brass nickel-plated, metric



WEID.E1XF



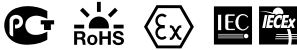
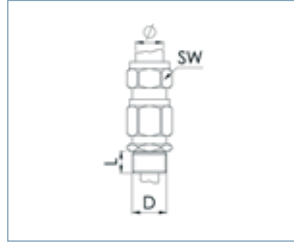
Marking: II 2 GD EEX d IIC/EEEx e II
Approval: IECEx KOS 09.0016X
 NEMKO 02 ATEX 501 X
Protection class: IP 67
Temperature range: -20 °C · 120 °C
Material: Gland: Brass nickel-plated, Gasket: Silicone

Type	WISKA-No. Ni						
WEID.E1XF-16a	50065574	M 16x1,5	15	8 · 13	5 · 11	25	1
WEID.E1XF-16b	50103247	M 16x1,5	15	12 · 15,1	5 · 11	25	1
WEID.E1XF-20a	50065575	M 20x1,5	15	13 · 17,5	8 · 15,5	31	1
WEID.E1XF-20b	50065576	M 20x1,5	15	17,5 · 22	8 · 15,1	31	1
WEID.E1XF-25a	50065577	M 25x1,5	15	17,5 · 22	13 · 19,5	36	1
WEID.E1XF-25b	50065578	M 25x1,5	15	21 · 26	13 · 19,5	36	1
WEID.E1XF-32a	50065579	M 32x1,5	15	22 · 28	17,5 · 26	45	1
WEID.E1XF-32b	50065580	M 32x1,5	15	27 · 32	17,5 · 26	45	1
WEID.E1XF-40a	50065581	M 40x1,5	15	30 · 35	22 · 32	55	1
WEID.E1XF-40b	50065582	M 40x1,5	15	35,1 · 40	22 · 32	55	1
WEID.E1XF-50a	50065583	M 50x1,5	15	38 · 45	30 · 41,5	68	1
WEID.E1XF-50b	50065584	M 50x1,5	15	43 · 50	30 · 41,5	68	1
WEID.E1XF-63a	50065585	M 63x1,5	15	48 · 53	38 · 54	82	1
WEID.E1XF-63b	50065586	M 63x1,5	15	51 · 56	38 · 54	82	1
WEID.E1XF-63c	50065587	M 63x1,5	15	55 · 60	38 · 54	82	1
WEID.E1XF-75a	50065588	M 75x1,5	20	56 · 62	49 · 66	98	1
WEID.E1XF-75b	50065589	M 75x1,5	20	62,1 · 66	49 · 66	98	1
WEID.E1XF-75c	50065590	M 75x1,5	20	66,1 · 70	49 · 66	98	1
WEID.E1XF-75d	50065591	M 75x1,5	20	68 · 75	49 · 66	98	1



EX d cable glands for single-wire armoured cables, WEID.E1WF, brass nickel-plated, metric



WEID.E1WF



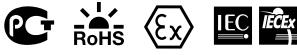
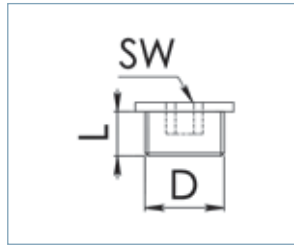
Marking: II 2 GD EEX d IIC/EEe e II
Approval: IECEx KOS 09.0018X
 NEMKO 02 ATEX 500 X
Protection class: IP 67
Temperature range: -20 °C · 120 °C
Material: Gland: Brass nickel-plated, Gasket: Silicone

Type	WISKA-No. Ni	 D (mm)	 L (mm)	 (mm)	 (mm)	 SW (mm)	
WEID.E1WF-16a	50065537	M 16x1,5	15	8 · 13	5 · 11	25	1
WEID.E1WF-16b	50065538	M 16x1,5	15	12 · 15,1	5 · 11	25	1
WEID.E1WF-20a	50065539	M 20x1,5	15	13 · 17,5	8 · 15,5	31	1
WEID.E1WF-20b	50065540	M 20x1,5	15	17,5 · 22	8 · 15,1	31	1
WEID.E1WF-25a	50065541	M 25x1,5	15	17,5 · 22	13 · 19,5	36	1
WEID.E1WF-25b	50065542	M 25x1,5	15	21 · 26	13 · 19,5	36	1
WEID.E1WF-32a	50065543	M 32x1,5	15	22 · 28	17,5 · 26	45	1
WEID.E1WF-32b	50065544	M 32x1,5	15	27 · 32	17,5 · 26	45	1
WEID.E1WF-40a	50065545	M 40x1,5	15	30 · 35	22 · 32	55	1
WEID.E1WF-40b	50065546	M 40x1,5	15	35,1 · 40	22 · 32	55	1
WEID.E1WF-50a	50065547	M 50x1,5	15	38 · 45	30 · 41,5	68	1
WEID.E1WF-50b	50065548	M 50x1,5	15	43 · 50	30 · 41,5	68	1
WEID.E1WF-63a	50065549	M 63x1,5	15	48 · 53	38 · 54	82	1
WEID.E1WF-63b	50065550	M 63x1,5	15	51 · 56	38 · 54	82	1
WEID.E1WF-63c	50065551	M 63x1,5	15	55 · 60	38 · 54	82	1
WEID.E1WF-75a	50065552	M 75x1,5	20	56 · 62	49 · 66	98	1
WEID.E1WF-75b	50065553	M 75x1,5	20	62,1 · 66	49 · 66	98	1
WEID.E1WF-75c	50065554	M 75x1,5	20	66,1 · 70	49 · 66	98	1
WEID.E1WF-75d	50065555	M 75x1,5	20	68 · 75	49 · 66	98	1

EX d stop ends, OSSP, brass nickel-plated, metric



OSSP

**Marking:**

II 2 GD EEX d IIC/EEEx e II

Approval:

IECEX KOS 09.0005X

NEMKO 02 ATEX 502

Protection class:





IP 67

Temperature range:

-20 °C - 110 °C

Material:

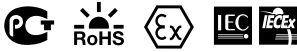
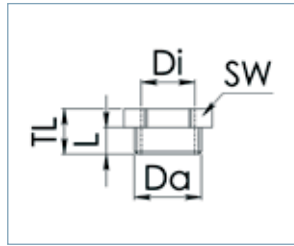
Brass nickel-plated, Gasket: CR

Type	WISKA-No. Ni	 D (mm)	 L (mm)	 SW (mm)	
OSSP-R 16	50065610	M 16x1,5	15	10	1
OSSP-R 20	50065611	M 20x1,5	15	10	1
OSSP-R 25	50065612	M 25x1,5	15	10	1
OSSP-R 32	50065613	M 32x1,5	15	10	1
OSSP-R 40	50065614	M 40x1,5	15	10	1
OSSP-R 50	50065615	M 50x1,5	15	10	1
OSSP-R 63	50065616	M 63x1,5	15	10	1
OSSP-R 75	50065617	M 75x1,5	15	10	1


EX d reduction adaptors, OSRA, brass nickel-plated, metric-metric



OSRA



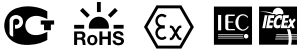
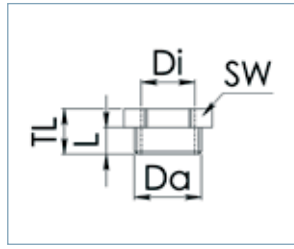
Marking: II2G/D EExd IIC
 EExell, IP67
Approval: IECEx KOS 09.0003X
 NEMKO 03 ATEX 1458
Protection class: IP 67
Temperature range: -20 °C · 110 °C
Material: Brass nickel-plated

Type	WISKA-No. Ni	Da (mm)	Di (mm)	SW (mm)	
OSRA 20-16	50065650	M 20x1,5	M 16x1,5	25	1
OSRA 25-16	50065651	M 25x1,5	M 16x1,5	30	1
OSRA 25-20	50065652	M 25x1,5	M 20x1,5	30	1
OSRA 32-16	50065653	M 32x1,5	M 16x1,5	38	1
OSRA 32-20	50065654	M 32x1,5	M 20x1,5	38	1
OSRA 32-25	50065655	M 32x1,5	M 25x1,5	38	1
OSRA 40-20	50065656	M 40x1,5	M 20x1,5	45	1
OSRA 40-25	50065657	M 40x1,5	M 25x1,5	45	1
OSRA 40-32	50065658	M 40x1,5	M 32x1,5	45	1
OSRA 50-25	50065659	M 50x1,5	M 25x1,5	55	1
OSRA 50-32	50065660	M 50x1,5	M 32x1,5	55	1
OSRA 50-40	50065661	M 50x1,5	M 40x1,5	55	1
OSRA 63-32	50065662	M 63x1,5	M 32x1,5	68	1
OSRA 63-40	50065663	M 63x1,5	M 40x1,5	68	1
OSRA 63-50	50065664	M 63x1,5	M 50x1,5	68	1
OSRA 75-40	50065665	M 75x1,5	M 40x1,5	82	1
OSRA 75-50	50065666	M 75x1,5	M 50x1,5	82	1
OSRA 75-63	50065667	M 75x1,5	M 63x1,5	82	1

EX d enlargement adaptors, OSAJ, brass nickel-plated, metric-metric



OSAJ







Marking: II2G/D EExd IIC
EExell, IP67

Approval: ATEX NEMKO 03 ATEX 1459
IECEX KOS 09.0002X

Protection class: IP 67

Temperature range: -20 °C - 110 °C

Material: Brass nickel-plated

Type	WISKA-No. Ni	 Da (mm)	 Di (mm)	 SW (mm)	
OSAJ 16/20	50065686	M 16x1,5	M 20x1,5	25	1
OSAJ 16/25	50065687	M 16x1,5	M 25x1,5	30	1
OSAJ 20/25	50065688	M 20x1,5	M 25x1,5	30	1
OSAJ 16/32	50065689	M 16x1,5	M 32x1,5	37	1
OSAJ 20/32	50065690	M 20x1,5	M 32x1,5	37	1
OSAJ 25/32	50065691	M 25x1,5	M 32x1,5	37	1
OSAJ 20/40	50065692	M 20x1,5	M 40x1,5	46	1
OSAJ 25/40	50065693	M 25x1,5	M 40x1,5	46	1
OSAJ 32/40	50065694	M 32x1,5	M 40x1,5	46	1
OSAJ 25/50	50065695	M 25x1,5	M 50x1,5	57	1
OSAJ 32/50	50065696	M 32x1,5	M 50x1,5	57	1
OSAJ 40/50	50065697	M 40x1,5	M 50x1,5	57	1
OSAJ 32/63	50065698	M 32x1,5	M 63x1,5	70	1
OSAJ 40/63	50065699	M 40x1,5	M 63x1,5	70	1
OSAJ 50/63	50065700	M 50x1,5	M 63x1,5	70	1
OSAJ 40/75	50065701	M 40x1,5	M 75x1,5	82	1
OSAJ 50/75	50065702	M 50x1,5	M 75x1,5	82	1
OSAJ 63/75	50065703	M 63x1,5	M 75x1,5	82	1


Earth tags, OSET, brass



OSET



Material: Brass

Type	WISKA-No.		
OSET 16	50065634	M 16	1
OSET 20	50065635	M 20	1
OSET 25	50065636	M 25	1
OSET 32	50065637	M 32	1
OSET 40	50065638	M 40	1
OSET 50	50065639	M 50	1
OSET 63	50065640	M 63	1
OSET 75	50065641	M 75	1

POLYAMIDE

POLYAMIDE
ACCESSORIES

MEMBRANE

BRASS

BRASS
ACCESSORIES

MARITIME

STAINLESS
STEEL

EMC

EX E / I

EX D

VENTING

BS 6121

SEALINGS,
TOOLSJUNCTION
BOXES

TECHNICS

INDEX

Shrouds, OSSH, polyamide





OSSH





Material:

EPDM

OSSH (A), type A

Type	WISKA-No.		
OSSH-A16	50065626	E1XF / W 16	1
OSSH-A20	50065627	E1XF / W 20	1
OSSH-A25	50065628	E1XF / W 25	1
OSSH-A32	50065629	E1XF / W 32	1
OSSH-A40	50065630	E1XF / W 40	1
OSSH-A50	50065631	E1XF / W 50	1
OSSH-A63	50065632	E1XF / W 63	1
OSSH-A75	50065633	E1XF / W 75	1

OSSH (B), type B

Type	WISKA-No.		
OSSH-B16	50065642	A2F16	1
OSSH-B20	50065643	A2F20	1
OSSH-B25	50065644	A2F25	1
OSSH-B32	50065645	A2F32	1
OSSH-B40	50065646	A2F40	1
OSSH-B50	50065647	A2F50	1
OSSH-B63	50065648	A2F63	1
OSSH-B75	50065649	A2F75	1



Venting

Pressure, temperature and humidity change constantly. This is frequently a problem for electrical devices. Condensation frequently causes failures in electronic enclosures, sensors and other devices. Thanks to their breathable membrane, WISKA's venting products prevent condensation in enclosures.



The challenge

In all areas of electrical installation, there may be the formation of condensation in sealed enclosures which are subjects to temperature changes, therefore differences in pressure between the interior and exterior. Where there is water in an electrical application, it can lead to corrosion, electrical short circuits and other damage. These frequently lead to electricity failures, supply bottlenecks, cost-intensive shut downs and high repair expenses.

Previously, expensive and high maintenance electronic heating or ventilation systems were used to tackle the formation of condensation. Drip holes in the enclosure are commonly used, but they mean a loss of water protection and thus, the high protection class. WISKA faced this challenge and developed water-tight and simultaneously breathable solutions for pressure equalization.

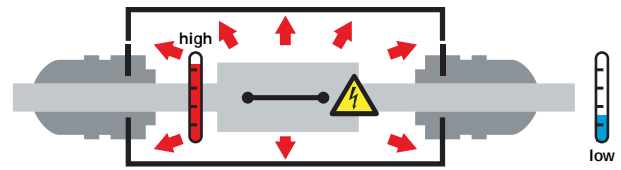
The solution

With its venting products, WISKA has developed a solution, which follows nature by example. With the help of a breathable ePTFE membrane, constant pressure equalization can occur between the interior and exterior of the enclosure. The formation of condensation is minimized.

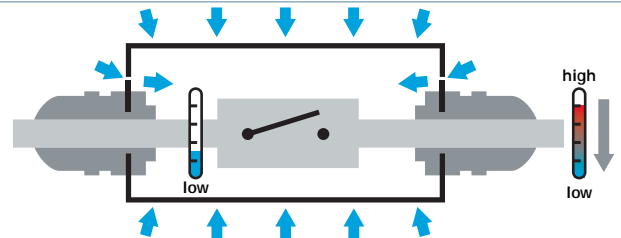


How does water intrude into the enclosure?

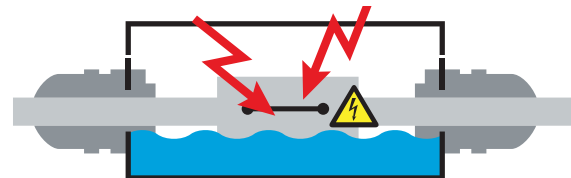
The enclosure heats up during operation.



After shut down or at night, there may be temperature differences between the interior and exterior. This temperature difference results in low pressure which is followed by an air flow from the exterior to the interior.



The moisture in the air condensates and leads to disruptions, like short-circuits in the enclosure.



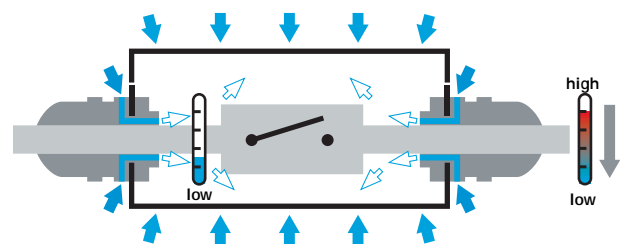
How does venting work?

Through the usage of VentGLAND and VentPLUG, the interior pressure can adjust to the environmental pressure. The ingress protection class of the enclosure remains completely unchanged.

VentGLAND and VentPLUG are unique, through allowing a high air flow rate whilst simultaneously providing a high IP protection. The ePTFE-membrane used is permeable by air on both sides and water tight on one side.

Your benefits

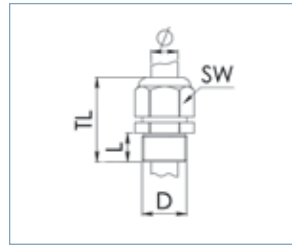
- Minimized condensation and thus a reduction of operating failures and expensive repairs
- No expensive and high maintenance ventilation systems
- No drip holes that reduce the protection class
- Cost savings through the omission of expensive maintenance and reinstallations



VentGLAND SPRINT cable glands, ESVG, polyamide, metric, EN 50262



ESVG



Protection class: IP 69K / IP 68, to 0,6 bar
Temperature range: -40 °C - 100 °C
Material: Gland: Polyamide, Gasket: EPDM, Membrane: ePTFE

Type	WISKA-No. RAL 7035	WISKA-No. RAL 9005					TL (mm)	
ESVG 20	10060974	10060802	M 20x1,5	10	6 - 13	24	41 - 50	1
ESVG 25	10100666	10100667	M 25x1,5	10	9 - 17	29	45 - 54	1
ESVG 32	10100801	10100802	M 32x1,5	12	13 - 21	36	49 - 58	1
ESVG 40	10102471	10102472	M 40x1,5	12	16 - 28	46	52 - 65	1

Recommended accessories



EMUG
Page 21



RDE
Page 147



MFD
Page 150



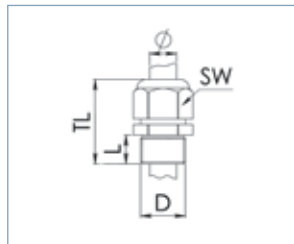
BS
Page 152

POLYAMIDE
POLYAMIDE ACCESSORIES
MEMBRANE
BRASS
BRASS ACCESSORIES
MARITIME
STAINLESS STEEL
EMC
EX E / I
EX D
VENTING
BS 6121
SEALINGS, TOOLS
JUNCTION BOXES
TECHNICS
INDEX

VentGLAND SPRINT cable glands, EMSVG,
brass nickel-plated, metric, EN 50262



EMSVG



Protection class: IP 69K / IP 68, to 0,6 bar
Temperature range: -40 °C - 100 °C
Material: Gland: Brass nickel-plated, Gasket: EPDM, Clamping cage: Polyamide, Membrane: ePTFE

Type	WISKA-No. Ni	D (mm)	L (mm)	W (mm)	SW (mm)	TL (mm)	Icon
EMSVG 20	10065900	M 20x1,5	6	6 · 13	24	41 · 50	1
EMSVG 25	10065901	M 25x1,5	7	9 · 17	29	43 · 52	1
EMSVG 32	10065902	M 32x1,5	8	13 · 21	36	47 · 56	1
EMSVG 40	10065903	M 40x1,5	8	16 · 28	46	57 · 70	1
EMSVG 50	10065904	M 50x1,5	9	21 · 35	55	64 · 77	1
EMSVG 63	10065905	M 63x1,5	10	34 · 48	68	69 · 83	1

Recommended accessories



POLYAMIDE
POLYAMIDE ACCESSORIES
MEMBRANE
BRASS
BRASS ACCESSORIES
MARITIME
STAINLESS STEEL
EMC
EX E / I
EX D
VENTING
BS 6121
SEALINGS, TOOLS
JUNCTION BOXES
TECHNICS
INDEX

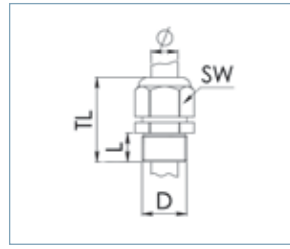
VentGLAND, SPRINT cable glands, ESSVG, stainless steel, metric, EN 50262



ESSVG







ESSVG-4







Protection class: IP 69K / IP 68, to 0,6 bar
Temperature range: -40 °C - 100 °C
Material: Gland: Stainless steel (1.4305), Gasket: EPDM, Clamping cage: Polyamide, Membrane: ePTFE

ESSVG, stainless steel 1.4305

Type	WISKA-No.				TL (mm)		
ESSVG 20	10069400	M 20x1,5	6	6 - 13	24	41 - 50	1
ESSVG 25	10069401	M 25x1,5	7	9 - 17	30	43 - 52	1
ESSVG 32	10069402	M 32x1,5	8	13 - 21	36	47 - 56	1
ESSVG 40	10069403	M 40x1,5	8	16 - 28	46	57 - 70	1
ESSVG 50	10069404	M 50x1,5	9	21 - 35	55	64 - 77	1
ESSVG 63	10069405	M 63x1,5	10	34 - 48	68	69 - 83	1

ESSVG-4, stainless steel 1.4404

Type	WISKA-No.				TL (mm)		
ESSVG-4 20	10069500	M 20x1,5	6	6 - 13	24	41 - 50	1
ESSVG-4 25	10069501	M 25x1,5	7	9 - 17	30	43 - 52	1
ESSVG-4 32	10069502	M 32x1,5	8	13 - 21	36	47 - 56	1
ESSVG-4 40	10069503	M 40x1,5	8	16 - 28	46	57 - 70	1
ESSVG-4 50	10069504	M 50x1,5	9	21 - 35	55	64 - 77	1
ESSVG-4 63	10069505	M 63x1,5	10	34 - 48	68	69 - 83	1

Recommended accessories

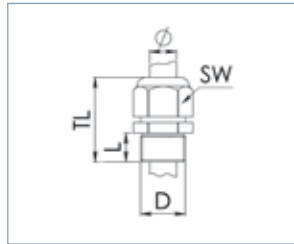


ESMU Page 78 RDE Page 147 MFD Page 150 BS Page 152

VentGLAND EMC SPRINT cable glands with earthing cones DIN 89345, EMSVG EMV-Z, brass nickel-plated, metric, EN 50262



EMSVG EMV-Z



Protection class: IP 69K / IP 68, to 0,6 bar
Temperature range: -40 °C - 100 °C
Material: Gland: Brass nickel-plated, Gasket: EPDM, Clamping cage: Polyamide, Membrane: ePTFE

Type	WISKA-No. Ni	D (mm)	L (mm)	SW (mm)	TL (mm)	Icon
EMSVG 20 EMV-Z	10065906	M 20x1,5	6	6 · 13	24	1
EMSVG 25 EMV-Z	10065907	M 25x1,5	7	9 · 17	29	1
EMSVG 32 EMV-Z	10065908	M 32x1,5	8	13 · 21	36	1
EMSVG 40 EMV-Z	10065909	M 40x1,5	8	16 · 28	46	1
EMSVG 50 EMV-Z	10065910	M 50x1,5	9	21 · 35	55	1
EMSVG 63 EMV-Z	10065911	M 63x1,5	10	34 · 48	68	1

Recommended accessories



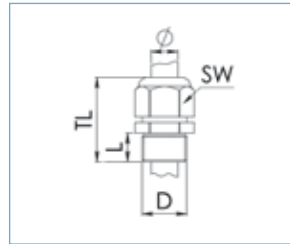
VentGLAND EMC SPRINT cable glands with earthing cones DIN 89345, ESSVG EMV-Z, stainless steel, metric, EN 50262



ESSVG EMV-Z



ESSVG-4 EMV-Z



Protection class: IP 69K / IP 68, to 0,6 bar
Temperature range: -40 °C - 100 °C
Material: Gland: Stainless steel A2 (1.4305), Gasket: EPDM, Clamping cage: Polyamide, Earthing cones: Brass chromium-plated, Membrane: ePTFE

ESSVG EMV-Z, stainless steel 1.4305

Type	WISKA-No.					TL (mm)	
ESSVG 20 EMV-Z	10069406	M 20x1,5	6	6 - 13	24	41 - 50	1
ESSVG 25 EMV-Z	10069407	M 25x1,5	7	9 - 17	30	43 - 52	1
ESSVG 32 EMV-Z	10069408	M 32x1,5	8	13 - 21	36	47 - 56	1
ESSVG 40 EMV-Z	10069409	M 40x1,5	8	16 - 28	46	57 - 70	1
ESSVG 50 EMV-Z	10069410	M 50x1,5	9	21 - 35	55	64 - 77	1
ESSVG 63 EMV-Z	10069411	M 63x1,5	10	34 - 48	68	69 - 83	1

ESSVG-4 EMV-Z, stainless steel 1.4404

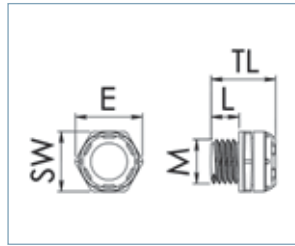
Type	WISKA-No.					TL (mm)	
ESSVG-4 20 EMV-Z	10069506	M 20x1,5	6	6 - 13	24	41 - 50	1
ESSVG-4 25 EMV-Z	10069507	M 25x1,5	7	9 - 17	30	43 - 52	1
ESSVG-4 32 EMV-Z	10069508	M 32x1,5	8	13 - 21	36	47 - 56	1
ESSVG-4 40 EMV-Z	10069509	M 40x1,5	8	16 - 28	46	57 - 70	1
ESSVG-4 50 EMV-Z	10069510	M 50x1,5	9	21 - 35	55	64 - 77	1
ESSVG-4 63 EMV-Z	10069511	M 63x1,5	10	34 - 48	68	69 - 83	1

Recommended accessories



POLYAMIDE ACCESSORIES
 MEMBRANE
 BRASS ACCESSORIES
 MARTIME
 STAINLESS STEEL
 EMC
 EX E / I
 EX D
 VENTING
 BS 6121
 SEALINGS TOOLS
 ACTION BOXES
 TECHNIQS
 INDEX

VentPLUG pressure compensation unit, EVPS, polyamide, metric




EVPS



Protection class: IP 69K / IP 68, 1,5 bar 30 min
 Temperature range: -40 °C - 100 °C
 Material: Polyamide, Gasket: TPE, Membrane: ePTFE

Type	WISKA-No. RAL 7035	WISKA-No. RAL 9005				TL (mm)	E (mm)	
EVPS 12	10102369	10102370	M 12x1,5	16	6	17,5	18	10

- POLYAMIDE
- POLYAMIDE ACCESSORIES
- MEMBRANE
- BRASS
- BRASS ACCESSORIES
- MARITIME
- STAINLESS STEEL
- EMC
- EX E / I
- EX D
- VENTING
- BS 6121
- SEALINGS, TOOLS
- JUNCTION BOXES
- TECHNICS
- INDEX



British Standard cable glands

With its cable glands complying with British Standard (BS) 6121, WISKA offers products for installation. Due to the use of steel wire armour cables, these locations require the use of special versions of cable glands.



BS 6121

Cable glands to BS 6121

Unlike to German market, the UK and other Commonwealth markets use steel wire armoured cable, which requires the use of BW and CW cable glands. In addition to these cables there are types to suit SY or CY braided cable. The demands of these kind of cable glands are fixed in British Standard (BS) 6121.

BS 6121 was originally developed to embrace both industrial and hazardous area cable gland design. Eventually, due to several changes within the standards, and with the emergence of harmonised European Normative for products and equipment used in potentially flammable atmospheres, BS 6121 concentrated on the industrial cable gland design only, the essence of which has prevailed for more than 40 years.

Today the BS 6121 requirement, although still called for in many engineering specifications around the world, is slowly being lost and diluted in the process of harmonisation and globalisation. Whilst new EN standards may be brought into deal with generic subject headings, and are considered to replace existing national standards, they do not always address the issues and needs of all applications.

See the following tables composed from data included in BS 6121:Part 1:1989.

Table A: Cable gland type designations for unarmoured cables

Type	Definition
A1	For unarmoured cable with an elastomeric or plastic outer sheath, with sealing function between the cable sheath and the sealing ring of the cable gland
A2	As type A1, with IP 66
A3	As type A1, but with an electrical bond for the metallic inner screen

Table B: Cable gland type designations for armoured cables

Type	Definition
B	No seal
C	Single outer seal
D	Single inner seal double (inner & outer) seal
E	Suffix ,1' = normal, suffix ,2' = lead sheathed

Table C: Cable type designations

Type	Definition
T	Pliable wire armour
W	Single wire armour
X	Braid
Y	Strip armour
Z	Tape armour

Table D: Typical cable gland type designations

Type	Definition
A2	Cable gland for unarmoured cable with outer seal
BW	Cable gland for SWA cable without seal
CW	Single seal cable gland for SWA cable
E1W	Double seal cable gland for SWA cable
CX	Single seal cable gland for braided cable
E1X	Double seal cable gland for braided cable

Gland selection guidelines

The following is an extract from BS6121:Part 1, with additions to assist in gland selection acc. to BS 6121.

- Select the type of cable and identify the gland type from this catalogue.
- Check the type, size and voltage rating of the cable.
- Check the size of the cable over the inner / lead sheath against the catalogue.
- Check the size of overall cable diameter against the catalogue.
- Check the size of armour or braiding.

Nominal conductor area (mm ²)	Number of cores											
	1	2	3	4	5	7	10	12	19	27	37	48
1,5	-	20s	20s	20s	20s	20s	20	20	25	25	32	32
2,5	-	20s	20s	20s	20s	20s	25	25	25	32	40	40
4	-	20s	20s	20								
6	-	20	20	20								
10	-	20	20	25								
16	-	25	25	25								
25	-	25	25	32								
35	-	32	32	40								
50	20	32	32	40								
70	20	32	40	40								
95	25	40	40	40								
120	25	40	50	50								
150	32	40	50	63								
185	32	50	50	63								
240	32	50	63	63								
300	40	63	63	75s								
400	40	63	75	75								

The gland size recommended in this chart are for guidance only and are based on cable manufactured to BS 5467. In accordance with BS 6121 actual cable dimensions must be used for gland selection.

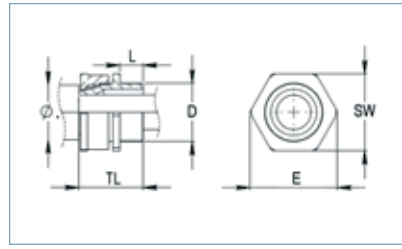
Gland packs, BW Pack, brass, BS 6121



BWP Pack



BW Pack



Protection class: IP 20
 Temperature range: -80 °C - 300 °C
 Material: Brass

BWP Pack, Premium, Shroud halogen-free (LSF)

Type	WISKA-No. bright	D (mm)	L (mm)	Ø (mm)	Ø (mm)	SW (mm)	TL (mm)	
BWP 20S Pack	50101701	M 20x1,5	10	- 15,8	-11,8	22	29	2
BWP 20 Pack	50101702	M 20x1,5	10	- 20,8	-13,8	27	34	2
BWP 25 Pack	50101703	M 25x1,5	10	- 27,5	-19,8	34	36	2
BWP 32 Pack	50101704	M 32x1,5	10	- 33,5	-26,4	41	39	2
BWP 40 Pack	50101705	M 40x1,5	15	- 40,9	-32,4	50	46	1
BWP 50S Pack	50101706	M 50x1,5	15	- 46,3	-38	59	48	1
BWP 50 Pack	50101707	M 50x1,5	15	- 52,6	-44	65	48	1
BWP 63S Pack	50101708	M 63x1,5	15	- 61,5	-49	75	54	1
BWP 63 Pack	50101709	M 63x1,5	15	- 65,3	-55,5	80	54	1
BWP 75S Pack	50101710	M 75x1,5	20	- 73	-62	90	62	1
BWP 75 Pack	50101711	M 75x1,5	20	- 78	-67	95	62	1
BWP 90 Pack	50101712	M 90x1,5	20	- 90	-79	106	66	1

BW Pack, Economy

Type	WISKA-No. bright	D (mm)	L (mm)	Ø (mm)	SW (mm)	TL (mm)	
BW 20S Pack	50101693	M 20x1,5	10	- 15,5	21	29	2
BW 20L Pack	50101694	M 20x1,5	10	- 18,3	24	29	2
BW 25 Pack	50101695	M 25x1,5	10	- 25,4	32	34	2
BW 32 Pack	50101696	M 32x1,5	10	- 32,2	38	34	2
BW 40 Pack	50101697	M 40x1,5	15	- 38,5	47	43	1
BW 50 Pack	50101698	M 50x1,5	15	- 52	60	45	1
BW 63 Pack	50101699	M 63x1,5	15	- 64,7	74	50	1
BW 75 Pack	50101700	M 75x1,5	20	- 70	90	62	1

POLYAMIDE
 POLYAMIDE ACCESSORIES
 MEMBRANE
 BRASS
 BRASS ACCESSORIES
 MARITIME
 STAINLESS STEEL
 EMC
 EX E / I
 EX D
 VENTING
 BS 6121
 SEALINGS, TOOLS
 JUNCTION BOXES
 TECHNIQS
 INDEX

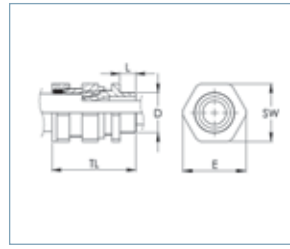
Gland packs, CW Pack, brass, BS 6121



CWP Pack



CW Pack



Protection class: IP 66
 Temperature range: -20 °C - 80 °C
 Material: Brass

CWP Pack, Premium, for armored cable, Shroud halogen-free (LSF)

Type	WISKA-No. bright						TL (mm)	
CWP 20SS Pack	50101680	M 20x1,5	10	8,4 - 13,8	-9	22	48	2
CWP 20S Pack	50101681	M 20x1,5	10	12,9 - 15,8	-11,8	24	50	2
CWP 20 Pack	50101682	M 20x1,5	10	15,5 - 20,8	-13,8	30	51	2
CWP 25 Pack	50101683	M 25x1,5	10	20,3 - 27,5	-19,8	38	58	2
CWP 32 Pack	50101684	M 32x1,5	10	26,7 - 33,5	-26,4	46	58	2
CWP 40 Pack	50101685	M 40x1,5	15	33 - 40,9	-32,4	55	77	1
CWP 50S Pack	50101686	M 50x1,5	15	39,4 - 46,3	-38	60	82	1
CWP 50 Pack	50101687	M 50x1,5	15	45,7 - 52,6	-44	65	82	1
CWP 63S Pack	50101688	M 63x1,5	15	52,1 - 61,5	-44	75	88	1
CWP 63 Pack	50101689	M 63x1,5	15	58,4 - 65,3	-55,5	80	88	1
CWP 75S Pack	50101690	M 75x1,5	20	64,8 - 73	-62	90	100	1
CWP 75 Pack	50101691	M 75x1,5	20	71 - 78	-67	95	100	1
CWP 90 Pack	50101692	M 90x1,5	20	81 - 90	-79	110	115	1

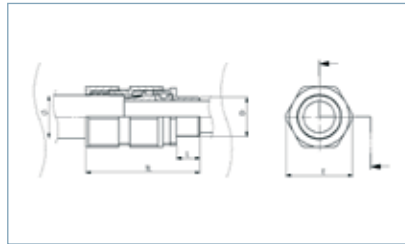
CW Pack, Economy

Type	WISKA-No. bright						TL (mm)	
CW 20S Pack	50101673	M 20x1,5	10	12,8 - 15,5	-11,8	24	48	2
CW 20L Pack	50101674	M 20x1,5	10	15,5 - 19,5	-13,6	27	50	2
CW 25 Pack	50101675	M 25x1,5	10	23 - 26,5	-20	35	57	2
CW 32 Pack	50101676	M 32x1,5	10	28 - 33,5	-26,5	42	62	2
CW 40 Pack	50101677	M 40x1,5	15	34 - 39,5	-32,1	53	69	1
CW 50 Pack	50101678	M 50x1,5	15	46 - 52	-42,2	63	73	1
CW 63 Pack	50101679	M 63x1,5	15	60 - 66	-55,2	80	82	1

Gland packs for single-wire armoured cables, E1W Pack, premium, brass, shroud halogen-free (LSF), BS 6121



E1W Pack



Protection class: IP 66/68
Temperature range: -20 °C - 80 °C
Material: Brass

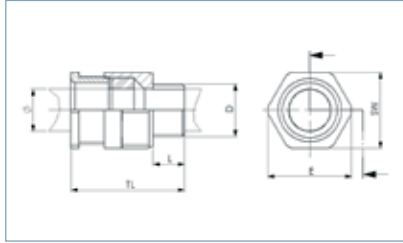
Type	WISKA-No. bright	D (mm)	L (mm)	(mm)	(mm)	SW (mm)	TL (mm)	
E1W 20S Pack	50101655	M 20x1,5	15	12,9 - 15,8	8 - 11,8	24	63	2
E1W 20 Pack	50101656	M 20x1,5	15	15,5 - 20,8	11 - 13,8	30	67	2
E1W 25 Pack	50101657	M 25x1,5	15	20,3 - 27,5	13 - 19,8	38	76	2
E1W 32 Pack	50101658	M 32x1,5	15	26,7 - 33,5	19 - 26,4	46	80	2
E1W 40 Pack	50101659	M 40x1,5	20	33 - 40,9	25 - 32,4	55	86	1
E1W 50 Pack	50101660	M 50x1,5	20	39,4 - 46,3	31,5 - 38	60	94	1
E1W 50L Pack	50101661	M 50x1,5	20	45,7 - 52,6	36,5 - 44	65	94	1
E1W 63S Pack	50101662	M 63x1,5	20	52,1 - 61,5	42,5 - 49	75	103	1
E1W 63L Pack	50101663	M 63x1,5	20	58,4 - 65,3	48,5 - 55,5	80	103	1
E1W 75S Pack	50101664	M 75x1,5	20	64,8 - 73	54,5 - 62	90	106	1
E1W 75 Pack	50101665	M 75x1,5	20	71 - 78	60,5 - 67	95	106	1

POLYAMIDE
 POLYAMIDE ACCESSORIES
 MEMBRANE
 BRASS
 BRASS ACCESSORIES
 MARITIME
 STAINLESS STEEL
 EMC
 EX E / I
 EX D
 VENTING
 BS 6121
 SEALINGS, TOOLS
 JUNCTION BOXES
 TECHNIQS
 INDEX

Gland packs for wire-braided cables, CXT Pack, premium, brass, shroud halogen-free (LSF), BS 6121



CXT Pack



Protection class: IP 66
 Temperature range: -20 °C - 80 °C
 Material: Brass

Type	WISKA-No. bright					TL (mm)	
CXT 20S Pack	50101666	M 20x1,5	15	7 · 11,6	24	40	2
CXT 20L Pack	50101667	M 20x1,5	15	10,5 · 13,6	27	40	2
CXT 25 Pack	50101668	M 25x1,5	15	12,5 · 19,8	36	49	2
CXT 32 Pack	50101669	M 32x1,5	15	18,5 · 26,3	41	49	2
CXT 40 Pack	50101670	M 40x1,5	20	25 · 32,1	50	51	1
CXT 50 Pack	50101671	M 50x1,5	20	30,5 · 38,1	60	51	1
CXT 63 Pack	50101672	M 63x1,5	20	36,5 · 44	75	69	1

POLYAMIDE
 POLYAMIDE ACCESSORIES
 MEMBRANE
 BRASS
 BRASS ACCESSORIES
 MARITIME
 STAINLESS STEEL
 EMC
 EX E / I
 EX D
 VENTING
 BS 6121
 SEALINGS, TOOLS
 JUNCTION BOXES
 TECHNICS
 INDEX



Sealings, tools

WISKA offers a comprehensive range of reduction, multiple and special sealing inserts which can be combined with all of the cable glands and materials from the SPRINT cable gland system for metric, NPT and PG threads to meet at least the IP 66 standard. In addition to individual versions, also various materials for special uses, i.e. low temperatures, are available.



Sealings for every application

Due to their versatile design, sealing inserts from WISKA are available for nearly all cables, with diverse numbers of cable entries and for diverse applications.

Multiple sealing inserts

Multiple cables with the same or different diameters are frequently inserted into one enclosure – as enclosures get smaller and smaller, only little space is offered for difficult installations. Thanks to multiple sealing inserts (MFI) from WISKA, multiple cables, even with different diameters, can be inserted through only one cable gland. This saves assembly work and time while unused holes can be sealed with red blind plugs making them easily identifiable.



Split sealing inserts

For assembled cables, for example with plugs, clamps or sensors, WISKA has developed the split sealing insert. Once the cable has been fed through the fitting, the seal is split, put around the cable and fixed within the fitting. In this way, nearly any assembled cable types can be installed. Thanks to a special production technology, most multiple sealing inserts can also be converted into split sealing inserts.



Special sealing inserts

WISKA also offers sealings for special cable types, such as flat or ASi bus cables, as part of its standard range. Other versions, which can be combined with metric, NPT and PG threads, are also available on request – please contact us for specification.






SPRINT reduction sealing inserts, RDE



RDE



Protection class: IP 68
Temperature range: -40 °C - 100 °C
Colour: Black
Material: EPDM

Type	WISKA-No. RAL 9005	 (mm)		
RDE 12	10062183	1 - 3	SPRINT 12	50
RDE 16	10062184	2 - 6	SPRINT 16	50
RDE 20	10062185	4 - 8	SPRINT 20	50
RDE 32	10062186	9 - 14	SPRINT 32	25
RDE 40	10062187	12 - 20	SPRINT 40	10
RDE 50	10062188	16 - 25	SPRINT 50	10
RDE 63	10062189	28 - 38	SPRINT 63	10

POLYAMIDE

POLYAMIDE
ACCESSORIES

MEMBRANE

BRASS

BRASS
ACCESSORIES

MARTIME

STAINLESS
STEEL

EMC

EX E / I

EX D

VENTING

BS 6121

SEALINGS,
TOOLSJUNCTION
BOXES

TECHNICS

INDEX




SPRINT reduction sealing inserts LowTemp, RDE LT



RDE LT



Protection class: IP 68
Temperature range: -60 °C - 100 °C
Colour: Red
Material: Silicone

Type	WISKA-No. RAL 3000	 (mm)		
RDE 12 LT	10063981	1 - 3	SPRINT 12	50
RDE 16 LT	10063908	2 - 6	SPRINT 16	50
RDE 20 LT	10063909	4 - 8	SPRINT 20	50
RDE 25 LT	10063910	7 - 12	SPRINT 25	25
RDE 32 LT	10063934	9 - 14	SPRINT 32	25
RDE 40 LT	10063960	12 - 20	SPRINT 40	10
RDE 50 LT	10063966	16 - 25	SPRINT 50	10
RDE 63 LT	10063967	28 - 38	SPRINT 63	10



SPRINT blind sealing inserts, VFD



VFD



Protection class: IP 66
 Temperature range: -40 °C - 100 °C
 Material: Thermoplastic elastomer

Type	WISKA-No. RAL 9005		
VFD 12	10064462	SPRINT 12	25
VFD 16	10064463	SPRINT 16	25
VFD 20	10064464	SPRINT 20	25
VFD 25	10064465	SPRINT 25	25
VFD 32	10064466	SPRINT 32	25
VFD 40	10064467	SPRINT 40	25
VFD 50	10064468	SPRINT 50	25
VFD 63	10064469	SPRINT 63	25





SPRINT multiple sealing inserts, MFD



MFD



Protection class: IP 66
 Temperature range: -40 °C - 100 °C
 Material: Thermoplastic elastomer

Type	WISKA-No. RAL 9005	 (mm)			
MFD 12/02/020	10100525	1 · 2	2	SPRINT 12	25
MFD 12/04/020	10064392	1,5 · 2	4	SPRINT 12	25
MFD 16/02/040	10064393	2 · 4	2	SPRINT 16	25
MFD 16/03/021	10101014	1 · 2,1	3	SPRINT 16	25
MFD 20/02/050	10101015	4 · 5	2	SPRINT 20	25
MFD 20/02/060	10064395	4 · 6	2	SPRINT 20	25
MFD 20/02/065	10060953	5 · 6,5	2	SPRINT 20	25
MFD 20/03/040	10064341	2,5 · 4	3	SPRINT 20	25
MFD 20/3/045	10102306	2,5 · 4,5	3	SPRINT 20	25
MFD 25/01/065	10060954	4 · 6,5	1	SPRINT 25	25
MFD 25/01/090	10101016	7 · 9	1	SPRINT 25	25
MFD 25/01/105-01/055	10101255	5 · 10,5	2	SPRINT 25	25
MFD 25/02/060	10060452	4 · 6	2	SPRINT 25	25
MFD 25/02/070	10063995	5 · 7	2	SPRINT 25	25
MFD 25/02/080	10060952	6 · 8	2	SPRINT 25	25
MFD 25/03/070	10064342	5 · 7	3	SPRINT 25	25
MFD 25/04/060	10064343	4 · 6	4	SPRINT 25	25
MFD 25/05/056	10102023	4,5 · 5,6	5	SPRINT 25	25
MFD 32/01/115-01/085	10101256	8 · 11,5	2	SPRINT 32	25
MFD 32/03/065	10102169	4,5 · 6,5	3	SPRINT 32	25
MFD 32/03/080	10101018	6 · 8	3	SPRINT 32	25
MFD 32/03/090	10102170	7 · 9	3	SPRINT 32	25
MFD 32/04/070	10064344	5 · 7	4	SPRINT 32	25
MFD 32/05/070	10101140	5 · 7	5	SPRINT 32	25
MFD 32/04/080	10064950	6 · 8	4	SPRINT 32	25
MFD 32/06/060	10064345	5 · 6	6	SPRINT 32	25
MFD 40/03/125	10102054	11,5 · 12,5	3	SPRINT 40	25
MFD 40/04/100	10101017	8 · 10	4	SPRINT 40	25
MFD 40/6/065	10102171	5,5 · 6,5	6	SPRINT 40	25
MFD 40/06/090	10102172	7,5 · 9	6	SPRINT 40	25
MFD 40/07/070	10064348	5 · 7	7	SPRINT 40	25
MFD 40/07/080	10064347	6 · 8	7	SPRINT 40	25
MFD 40/08/060	10064346	5 · 6	8	SPRINT 40	25
MFD 40/09/069	10101427	6 · 7	9	SPRINT 40	25
MFD 50/09/080	10064394	6 · 8	9	SPRINT 50	25
MFD 50/25/050	10063102	4 · 5	25	SPRINT 50	25
MFD 63/01/131-01/118-03/084-02	10101114	6 · 13	7	SPRINT 63	25
MFD 63/02/065-01/090	10101223	5 · 9	3	SPRINT 63	25
MFD 63/03/065	10101201	5 · 6,5	3	SPRINT 63	25

Other sizes on request

SPRINT special sealing inserts



GFD



FFD



SFD



Protection class: IP 66
Temperature range: -40 °C - 100 °C
Material: Thermoplastic elastomer

FFD, for flat cables

Type	WISKA-No. RAL 9005	n		
FFD 20/01/510	10064322	1	SPRINT 20	25
FFD 20/01/713	10101192	1	SPRINT 20	25
FFD 25/01/816	10103326	1	SPRINT 25	25

SFD, for ASi-Bus-cables

Type	WISKA-No. RAL 9005	n		
SFD 20/01/ASi	10064329	1	SPRINT 20	25

GFD, split, for assembled cables

Type	WISKA-No. RAL 9005	n		
GFD 20/01/015	10064328	1	SPRINT 20	25
GFD 20/01/060	10102297	1	SPRINT 20	25
GFD 25/01/050	10101019	1	SPRINT 25	25
GFD 25/01/060	10066632	1	SPRINT 25	25
GFD 32/01/045-01/085	10101145	2	SPRINT 32	25
GFD 32/01/073	10102359	1	SPRINT 32	25
GFD 50/01/080	10101020	1	SPRINT 50	25
GFD 63/01/090	10101536	1	SPRINT 63	25
GFD 63/02/065-01/090	10101224	3	SPRINT 63	25
GFD 63/03/065	10101200	3	SPRINT 63	25

Other sizes on request

SPRINT blind plugs, BS



BS



Temperature range: -40 °C - 100 °C
 Colour: Red
 Material: Polyamide

Type	WISKA-No.	 (mm)	TL (mm)	
BS 2	10064000	2	12	50
BS 3	10064001	3	12	50
BS 4	10064002	4	12	50
BS 5	10064003	5	12	50
BS 6	10064004	6	16	50
BS 7	10064005	7	16	50
BS 8	10064006	8	16	50
BS 9	10064007	9	16	50
BS 10	10064008	10	16	50
BS 12	10064009	12	22	50
BS 13	10064010	13	22	50
BS 14	10064011	14	22	50
BS 17	10064012	17	17	50
BS 20	10064013	20	22	25
BS 21	10064014	21	30	25
BS 25	10064015	25	30	25
BS 28	10064016	28	30	25
BS 35	10064017	35	35	10
BS 38	10064018	38	35	10
BS 48	10064019	48	35	10
BS 63	10064020	63	35	5

POLYAMIDE
 POLYAMIDE ACCESSORIES
 MEMBRANE
 BRASS
 BRASS ACCESSORIES
 MARTIME
 STAINLESS STEEL
 EMC
 EX E / I
 EX D
 VENTING
 BS 6121
 SEALINGS, TOOLS
 ACTION BOXES
 TECHNIQS
 INDEX

SPRINT dust-protection gaskets, ESTS



ESTS





SPRINT



Colour:
Material:

Yellow
Polyethylene

Type	WISKA-No.		
ESTS 12	10062450	SPRINT 12	100
ESTS 16	10062451	SPRINT 16	100
ESTS 20	10062452	SPRINT 20	100
ESTS 25	10062453	SPRINT 25	100
ESTS 32	10062454	SPRINT 32	100
ESTS 40	10062455	SPRINT 40	100
ESTS 50	10062456	SPRINT 50	100
ESTS 63	10062457	SPRINT 63	100

POLYAMIDE

POLYAMIDE
ACCESSORIES

MEMBRANE

BRASS

BRASS
ACCESSORIES

MARITIME

STAINLESS
STEEL

EMC

EX E / I

EX D

VENTING

BS 6121

SEALINGS,
TOOLSJUNCTION
BOXES

TECHNICS

INDEX

SPRINT O-ring seals, ORD



ORD-E



ORD-V



ORD-S



ORD-E, EPDM, -40 °C · 120 °C, black

Type	WISKA-No. RAL 9005			
ORD-E 12	10064697	SPRINT 12	M 12x1,5	100
ORD-E 16	10064698	SPRINT 16	M 16x1,5	100
ORD-E 20	10064699	SPRINT 20	M 20x1,5	100
ORD-E 25	10064700	SPRINT 25	M 25x1,5	100
ORD-E 32	10064701	SPRINT 32	M 32x1,5	100
ORD-E 40	10064702	SPRINT 40	M 40x1,5	100
ORD-E 50	10064703	SPRINT 50	M 50x1,5	100
ORD-E 63	10064704	SPRINT 63	M 63x1,5	100
ORD-E 75	10101765	SPRINT 75	M 75x1,5	100

ORD-V, viton, -15 °C · 200 °C, black

Type	WISKA-No. RAL 9005			
ORD-V 12	10064705	SPRINT 12	M 12x1,5	100
ORD-V 16	10064706	SPRINT 16	M 16x1,5	100
ORD-V 20	10064707	SPRINT 20	M 20x1,5	100
ORD-V 25	10064708	SPRINT 25	M 25x1,5	100
ORD-V 32	10064709	SPRINT 32	M 32x1,5	100
ORD-V 40	10064710	SPRINT 40	M 40x1,5	100
ORD-V 50	10064711	SPRINT 50	M 50x1,5	100
ORD-V 63	10064712	SPRINT 63	M 63x1,5	100

ORD-S, silicone, -60 °C · 160 °C, blue

Type	WISKA-No. ...-I/RAL 5012			
ORD-S 12	10101757	SPRINT 12	M 12x1,5	100
ORD-S 16	10101758	SPRINT 16	M 16x1,5	100
ORD-S 20	10101759	SPRINT 20	M 20x1,5	100
ORD-S 25	10101760	SPRINT 25	M 25x1,5	100
ORD-S 32	10101761	SPRINT 32	M 32x1,5	100
ORD-S 40	10101762	SPRINT 40	M 40x1,5	100
ORD-S 50	10101763	SPRINT 50	M 50x1,5	100
ORD-S 63	10101764	SPRINT 63	M 63x1,5	100

POLYAMIDE
POLYAMIDE
ACCESSORIES
MEMBRANE
BRASS
BRASS
ACCESSORIES
MARITIME
STAINLESS
STEEL
EMC
EX E / I
EX D
VENTING
BS 6121
SEALINGS,
TOOLS
ACTION
BOXES
TECHNICS
INDEX

Connection thread gaskets



EADR



ADR





Temperature range:

-40 °C - 140 °C



Material:

EPDM

EADR, SPRINT, metric

Type	WISKA-No. RAL 9005		TL (mm)	
EADR 12	10062801	M 12x1,5	2	100
EADR 16	10062802	M 16x1,5	2	100
EADR 20	10062803	M 20x1,5	2	100
EADR 25	10062804	M 25x1,5	2	100
EADR 32	10062805	M 32x1,5	2	100
EADR 40	10062806	M 40x1,5	2	100
EADR 50	10062807	M 50x1,5	2	100
EADR 63	10062808	M 63x1,5	2	100

ADR, PG

Type	WISKA-No. RAL 9005		TL (mm)	
ADR 7	10061419	PG 7	2	100
ADR 9	10061420	PG 9	2	100
ADR 11	10061421	PG 11	2	100
ADR 13,5	10061422	PG 13,5	2	100
ADR 16	10061423	PG 16	2	100
ADR 21	10061424	PG 21	3	100
ADR 29	10061425	PG 29	3	100
ADR 36	10061426	PG 36	3	100
ADR 42	10061427	PG 42	3	100
ADR 48	10061428	PG 48	3	100



Box spanners for SPRINT cable glands, WSTS




WSTS



Material: Steel galvanized

Type	WISKA-No.		
WSTS 16	10062810	SPRINT 16	1
WSTS 20	10062811	SPRINT 20	1
WSTS 25	10062812	SPRINT 25	1
WSTS 32	10062813	SPRINT 32	1
WSTS 40	10062814	SPRINT 40	1
WSTS 50	10062847	SPRINT 50	1
WSTS 63	10062848	SPRINT 63	1

- POLYAMIDE
- POLYAMIDE ACCESSORIES
- MEMBRANE
- BRASS
- BRASS ACCESSORIES
- MARKING
- STAINLESS STEEL
- EMC
- EX E / I
- EX D
- VENTING
- BS 6121
- SEALINGS, TOOLS
- ACTION BOXES
- TECHNICS
- INDEX



Junction boxes

Simple and time-saving assembly are the clear advantages of our COMBI junction boxes. With their bellied covers they offer maximum internal space for installation. Thanks to their robust, weather and UV-resistant housing, they are ideally suited to the extreme conditions of external installations.



COMBI – The junction box for all applications



COMBI 308, 607 and 1210 have an integrated thread in which cable glands can be directly mounted into – without locknuts. The combination of thread and membrane saves you one further working process.

Solid thermoplastic housing made out of 2 different kinds of moulding components

10 % more room inside thanks to bellied cover



COMBI 108, 308, 607 and 1210: 30 % saving on labour thanks to faster cable-entry via soft self-sealing diaphragm, no further tools required


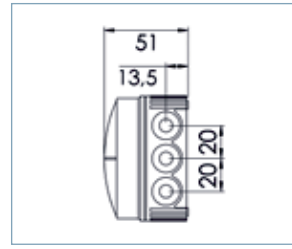
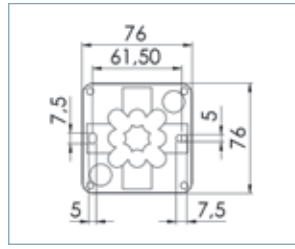


COMBI 108, 607 and 1210: Self-sealing membrane in the ground enables clean assembly for cable outputs from the wall












Junction boxes, COMBI 108



COMBI 108



Protection class: IP 66
Glow wire test: 750 °C
Temperature range: -25 °C - 50 °C
Installation temperature: -5 °C - 60 °C
Voltage: 400 V
Terminals/poles: 2,5 mm²
Advice: Colour: RAL 7035 · .../S = RAL 9005 · .../W = RAL 9001 · .../DR = RAL 7035 / RAL 3000 · .../SMB = mounting clip
Material: Polypropylene, Gasket: TPE

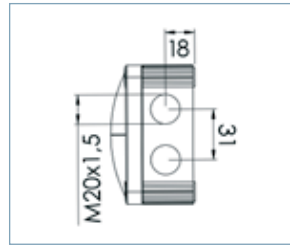
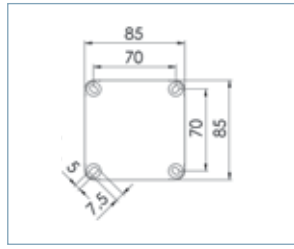
Type	WISKA-No.	 (mm)		LxBxH external (mm)	
COMBI 108/empty	10060522	3 · 14		76 x 76 x 51	10
COMBI 108/empty/S	10061999	3 · 14		76 x 76 x 51	10
COMBI 108/empty/W	10060622	3 · 14		76 x 76 x 51	10
COMBI 108/empty/DR	10060632	3 · 14		76 x 76 x 51	10
COMBI 108/empty/SMB	10061974	3 · 14		76 x 76 x 51	10
COMBI 108/5	10060523	3 · 14		76 x 76 x 51	10
COMBI 108/5/S	10061998	3 · 14		76 x 76 x 51	10
COMBI 108/5/W	10060623	3 · 14		76 x 76 x 51	10
DIN RAIL KIT 308/108	10060362	-	-	-	1

POLYAMIDE
POLYAMIDE ACCESSORIES
MEMBRANE
BRASS
BRASS ACCESSORIES
MARITIME
STAINLESS STEEL
EMC
EX E / I
EX D
VENTING
BS 6121
SEALINGS, TOOLS
JUNCTION BOXES
TECHNICS
INDEX

Junction boxes, COMBI 308



COMBI 308



Protection class: IP 66
Glow wire test: 750 °C
Temperature range: -30 °C - 100 °C
Installation temperature: -5 °C - 60 °C
Voltage: 400 V
Terminals/poles: 4 mm²
Advice: Colour: RAL 7035 · .../S = RAL 9005 · .../W = RAL 9001 · .../DR = RAL 7035 / RAL 3000 · ...
Material: Polypropylene, Gasket: TPE

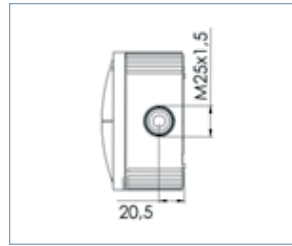
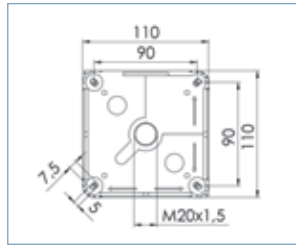
Type	WISKA-No.	 (mm)		LxBxH external (mm)	
COMBI 308/empty	10060400	3 · 12		85 x 85 x 51	5
COMBI 308/empty/S	10060581	3 · 12		85 x 85 x 51	5
COMBI 308/empty/W	10060610	3 · 12		85 x 85 x 51	5
COMBI 308/empty/DR	10060480	3 · 12		85 x 85 x 51	5
COMBI 308/5	10060401	3 · 12		85 x 85 x 51	5
COMBI 308/5/S	10060580	3 · 12		85 x 85 x 51	5
COMBI 308/5/W	10060611	3 · 12		85 x 85 x 51	5
DIN RAIL KIT 308/108	10060362	-	-	-	1

POLYAMIDE ACCESSORIES
 MEMBRANE
 BRASS ACCESSORIES
 MARITIME
 STAINLESS STEEL
 EMC
 EX E / I
 EX D
 VENTING
 BS 6121
 SEALINGS, TOOLS
 JUNCTION BOXES
 TECHNIQS
 INDEX

Junction boxes, COMBI 607



COMBI 607



Protection class: IP 66 / 67
Glow wire test: 750 °C
Temperature range: -30 °C - 100 °C
Installation temperature: -5 °C - 60 °C
Voltage: 690 V
Terminals/poles: 6 mm²
Advice: Colour: RAL 7035 · .../S = RAL 9005 · .../W = RAL 9001
Material: Polypropylene, Gasket: TPE

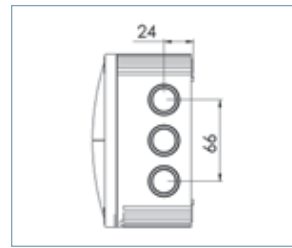
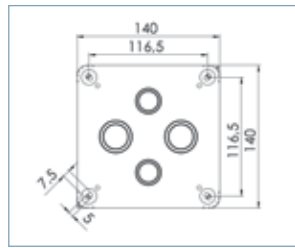
Type	WISKA-No.	 (mm)		LxBxH external (mm)	
COMBI 607/empty	10060531	3 · 17		110 x 110 x 66	3
COMBI 607/empty/S	10060648	3 · 17		110 x 110 x 66	3
COMBI 607/empty/W	10060533	3 · 17		110 x 110 x 66	3
COMBI 607/5	10060532	3 · 17		110 x 110 x 66	3
COMBI 607/5/S	10060538	3 · 17		110 x 110 x 66	3
COMBI 607/5/W	10060534	3 · 17		110 x 110 x 66	3
DIN RAIL KIT 607	10060361	-			1

POLYAMIDE
POLYAMIDE ACCESSORIES
MEMBRANE
BRASS
BRASS ACCESSORIES
MARITIME
STAINLESS STEEL
EMC
EX E / I
EX D
VENTING
BS 6121
SEALINGS, TOOLS
JUNCTION BOXES
TECHNICS
INDEX

Junction boxes, COMBI 1010



COMBI 1010




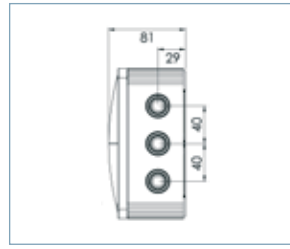
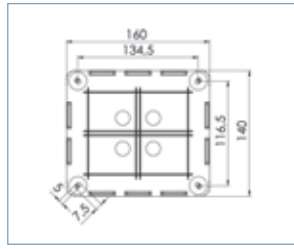
Protection class: IP 66 / 67
Glow wire test: 750 °C
Temperature range: -30 °C - 100 °C
Installation temperature: -5 °C - 60 °C
Voltage: 690 V
Terminals/poles: 10 mm²
Advice: 10 knockouts 5x M 25/32, 2x M 20, 3x M 20/25, Colour: RAL 7035 - .../S = RAL 9005 - .../W = RAL 9001
Material: Polypropylene, Gasket: TPE

Type	WISKA-No.		LxBxH external (mm)	
COMBI 1010/empty	10060702		140 x 140 x 82	2
COMBI 1010/empty/S	10062214		140 x 140 x 82	2
COMBI 1010/empty/W	10062210		140 x 140 x 82	2
COMBI 1010/5	10060703		140 x 140 x 82	2
COMBI 1010/5/S	10062215		140 x 140 x 82	2
COMBI 1010/5/W	10062211		140 x 140 x 82	2
DIN RAIL KIT 1010	10060363			1

Junction boxes, COMBI 1210



COMBI 1210

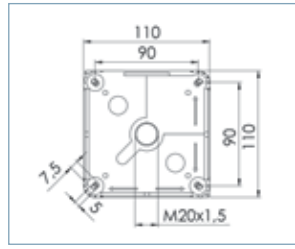


Protection class: IP 66 / 67
Glow wire test: 750 °C
Temperature range: -30 °C - 100 °C
Installation temperature: -5 °C - 60 °C
Voltage: 690 V
Terminals/poles: 10 mm²
Advice: 10 entries M 20 with soft membrane and threaded and M 25 knockout opening, Colour: RAL 7035 · .../S = RAL 9005 · .../W = RAL 9001
Material: Polypropylene, Gasket: TPE


Type	WISKA-No.	 (mm)		LxBxH external (mm)	
COMBI 1210/empty	10101459	3 · 12		160 x 140 x 81	2
COMBI 1210/empty/S	10101460	3 · 12		160 x 140 x 81	2
COMBI 1210/empty/W	10101461	3 · 12		160 x 140 x 81	2
COMBI 1210/5	10101462	3 · 12		160 x 140 x 81	2
COMBI 1210/5/S	10101463	3 · 12		160 x 140 x 81	2
COMBI 1210/5/W	10101464	3 · 12		160 x 140 x 81	2
DIN RAIL KIT 1210	10101478	-			1

POLYAMIDE
 POLYAMIDE ACCESSORIES
 MEMBRANE
 BRASS
 BRASS ACCESSORIES
 MARITIME
 STAINLESS STEEL
 EMC
 EX E / I
 EX D
 VENTING
 BS 6121
 SEALINGS, TOOLS
 JUNCTION BOXES
 TECHNICS
 INDEX






Junction boxes, COMBI INDUSTRY 607



COMBI 607 INDUSTRY



Protection class: IP 66 / 67
Glow wire test: 750 °C
Temperature range: -30 °C - 100 °C
Installation temperature: -5 °C - 60 °C
Voltage: 690 V
Terminals/poles: 6 mm²
Material: Polypropylene, Gasket: TPE


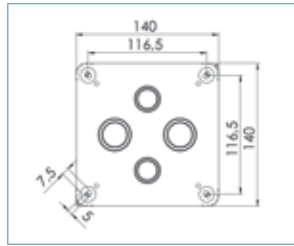
Type	WISKA-No. RAL 7035	 (mm)		LxBxH external (mm)	
COMBI IND 607/empty	10060537	3 - 17		110 x 110 x 57	3
COMBI IND 607/5	10060519	3 - 17		110 x 110 x 57	3

POLYAMIDE
 POLYAMIDE
 ACCESSORIES
 MEMBRANE
 BRASS
 BRASS
 ACCESSORIES
 MARTITE
 STAINLESS
 STEEL
 EMC
 EX E / I
 EX D
 VENTING
 BS 6121
 SEALINGS,
 TOOLS
 JUNCTION
 BOXES
 TECHNIQS
 INDEX

Junction boxes, COMBI INDUSTRY 1010



COMBI INDUSTRY 1010



Protection class: IP 66 / 67
Glow wire test: 750 °C
Temperature range: -30 °C - 100 °C
Installation temperature: -5 °C - 60 °C
Voltage: 690 V
Terminals/poles: 10 mm²
Advice: 10 knockouts 5x M 25/32, 2x M 20, 3x M 20/25
Material: Polypropylene, Gasket: TPE

Type	WISKA-No. RAL 7035		LxBxH external (mm)	
COMBI IND 1010/empty	10060704		140 x 140 x 72	2
COMBI IND 1010/5	10060705		140 x 140 x 72	2

POLYAMIDE
 POLYAMIDE ACCESSORIES
 MEMBRANE
 BRASS
 BRASS ACCESSORIES
 MARITIME
 STAINLESS STEEL
 EMC
 EX E / I
 EX D
 VENTING
 BS 6121
 SEALINGS, TOOLS
 JUNCTION BOXES
 TECHNICS
 INDEX










Junction boxes with fluid sealing technique, COMBI IP68 SET



COMBI IP 68 SET



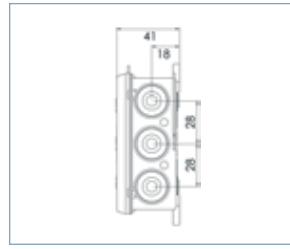
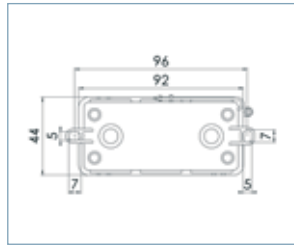
Glow wire test: 750 °C
Temperature range: -30 °C - 100 °C
Filling: Silicone
Material: Polypropylene, Gasket: TPE

Type	WISKA-No. RAL 7035	 (mm)		LxBxH external (mm)	
COMBI IP68 SET 308	10060457	3 · 12		85 x 85 x 51	1
COMBI IP68 SET 308/5	10066634	3 · 12		85 x 85 x 51	1
COMBI IP68 SET 607	10061185	3 · 17		110 x 110 x 66	1
COMBI IP68 SET 607/5	10066635	3 · 17		110 x 110 x 66	1
COMBI IP68 SET 1010	10061488	6 · 21		140 x 140 x 82	1
COMBI IP68 SET 1010/5	10066636	6 · 21		140 x 140 x 82	1







Junction boxes, KA 6



KA 6



Protection class: IP 54
Temperature range: -30 °C - 60 °C
Installation temperature: -5 °C - 60 °C
Voltage: 400 V
Terminals/poles: 1,5 mm²
Advice: Colour: RAL 7035 -.../W = RAL 9001
Material: Polyethylene / Polypropylene

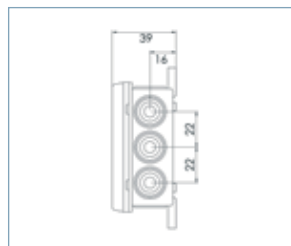
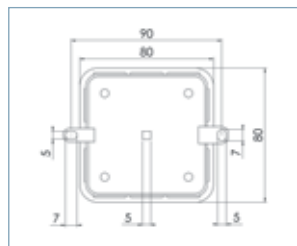
Type	WISKA-No.	 (mm)		LxBxH external (mm)	
KA 6/empty	10060818	8 - 13		92 x 44 x 41	10
KA 6/empty/W	10060819	8 - 13		92 x 44 x 41	10
KA 6/5	10060861	8 - 13		92 x 44 x 41	10

- POLYAMIDE
- POLYAMIDE ACCESSORIES
- MEMBRANE
- BRASS
- BRASS ACCESSORIES
- MARITIME
- STAINLESS STEEL
- EMC
- EX E / I
- EX D
- VENTING
- BS 6121
- SEALINGS, TOOLS
- JUNCTION BOXES
- TECHNICS
- INDEX









Junction boxes, KA 12



KA 12



Protection class: IP 54
Temperature range: -30 °C - 60 °C
Installation temperature: -5 °C - 60 °C
Voltage: 400 V
Terminals/poles: 2,5 mm²
Advice: Colour: RAL 7035 -.../W = RAL 9001 -.../R = RAL 3000
Material: Polyethylene / Polypropylene


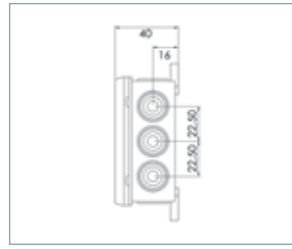
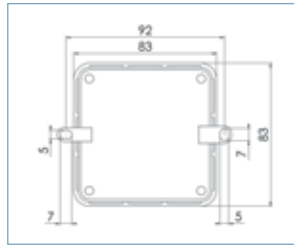
Type	WISKA-No.	 (mm)		LxBxH external (mm)	
KA 12/empty	10060822	7 · 13		80 x 80 x 39	10
KA 12/empty/W	10060490	7 · 13		80 x 80 x 39	10
KA 12/empty/R	10060825	7 · 13		80 x 80 x 39	10
KA 12/5	10060821	7 · 13		80 x 80 x 39	10
KA 12/5/R	10060824	7 · 13		80 x 80 x 39	10

POLYAMIDE ACCESSORIES
 POLYAMIDE ACCESSORIES
 MEMBRANE
 BRASS
 BRASS ACCESSORIES
 MARTIME
 STAINLESS STEEL
 EMC
 EX E / I
 EX D
 VENTING
 BS 6121
 SEALINGS, TOOLS
 JUNCTION BOXES
 TECHNIQS
 INDEX






Junction boxes, KA 14



KA 14



Protection class: IP 54
Temperature range: -30 °C - 60 °C
Installation temperature: -5 °C - 60 °C
Voltage: 400 V
Terminals/poles: 2,5 mm²
Material: Polyethylene / Polypropylene


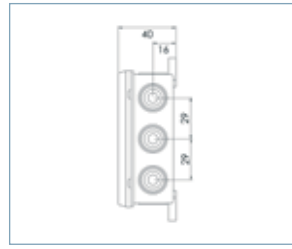
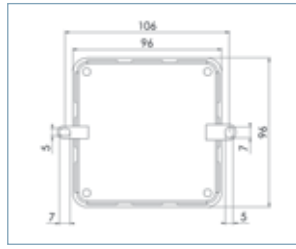
Type	WISKA-No. RAL 7035	 (mm)		LxBxH external (mm)	
KA 14/empty	10060550	7 - 13		83 x 83 x 40	10
KA 14/5	10060551	7 - 13		83 x 83 x 40	10

POLYAMIDE
 POLYAMIDE ACCESSORIES
 MEMBRANE
 BRASS
 BRASS ACCESSORIES
 MARITIME
 STAINLESS STEEL
 EMC
 EX E / I
 EX D
 VENTING
 BS 6121
 SEALINGS, TOOLS
 JUNCTION BOXES
 TECHNICS
 INDEX






Junction boxes, KA 16



KA 16



Protection class: IP 54
Temperature range: -30 °C - 60 °C
Installation temperature: -5 °C - 60 °C
Voltage: 400 V
Terminals/poles: 4 mm²
Material: Polyethylene / Polypropylene

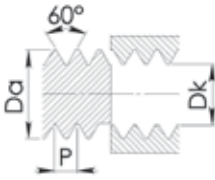
Type	WISKA-No. RAL 7035	 (mm)		LxBxH external (mm)	
KA 16/empty	10060554	7 - 13		96 x 96 x 40	10
KA 16/5	10060555	7 - 13		96 x 96 x 40	10

POLYAMIDE ACCESSORIES
 POLYAMIDE ACCESSORIES
 MEMBRANE
 BRASS
 BRASS ACCESSORIES
 MARTIME
 STAINLESS STEEL
 EMC
 EX E / I
 EX D
 VENTING
 BS 6121
 SEALINGS, TOOLS
 JUNCTION BOXES
 TECHNICS
 INDEX

Technical data

Dimensions of thread and drilled holes

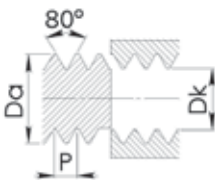
Metric thread ISO 965 (DIN 13)



M6x0,75 ¹⁾	6,00	0,75	5,10	6,1 - 6,5
M6x1	6,00	1,00	4,90	6,1 - 6,5
M8x1 ¹⁾	8,00	1,00	6,90	8,1 - 8,5
M8x1,25	8,00	1,25	6,60	8,1 - 8,5
M10x1 ¹⁾	10,00	1,00	8,90	10,1 - 10,5
M12x1,5 ¹⁾	12,00	1,50	10,30	12,1 - 12,5
M16x1,5 ¹⁾²⁾	16,00	1,50	14,30	16,1 - 16,5
M18x1,5 ²⁾	18,00	1,50	16,30	18,1 - 18,5
M20x1,5 ¹⁾	20,00	1,50	18,30	20,1 - 20,5
M24x1,5 ²⁾	24,00	1,50	22,30	24,1 - 24,5
M25x1,5 ¹⁾	25,00	1,50	23,30	25,1 - 25,5
M30x2 ²⁾	30,00	2,00	27,80	30,1 - 30,5
M32x1,5 ¹⁾	32,00	1,50	30,30	32,1 - 32,5
M36x2 ²⁾	36,00	2,00	33,80	36,1 - 36,5
M40x1,5 ¹⁾	40,00	1,50	38,30	40,1 - 40,5
M45x2 ²⁾	45,00	2,00	42,80	45,1 - 45,5
M50x1,5 ¹⁾	50,00	1,50	48,30	50,1 - 50,5
M56x2 ²⁾	56,00	2,00	53,80	56,1 - 56,5
M63x1,5 ¹⁾	63,00	1,50	61,30	63,1 - 63,5
M72x2 ²⁾	72,00	2,00	69,80	72,1 - 72,5
M75x1,5 ¹⁾	75,00	1,50	73,30	75,1 - 75,5
M80x2	80,00	2,00	77,80	80,1 - 80,5
M105x2	105,00	2,00	102,80	105,1 - 105,5

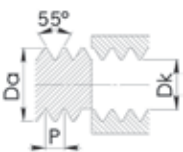
1) metric thread acc. to EN 60423 2) metric thread acc. to DIN 89280

Steel conduit thread DIN 40430



Pg 7	12,50	1,270	11,20	12,6 - 13,0
Pg 9	15,20	1,410	13,80	15,3 - 15,7
Pg11	18,60	1,410	17,20	18,7 - 19,1
Pg13,5	20,40	1,410	19,00	20,5 - 20,9
Pg16	22,50	1,410	21,10	22,6 - 23,0
Pg21	28,30	1,588	26,70	28,4 - 28,8
Pg29	37,00	1,588	35,40	37,1 - 37,5
Pg36	47,00	1,588	45,40	47,1 - 47,5
Pg42	54,00	1,588	42,40	54,1 - 54,5
Pg48	59,30	1,588	57,70	59,4 - 59,8

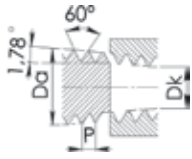
Pipe thread ISO 228/1



G1/4	13,157	1,337	11,40	13,2 - 13,6
G3/8	16,662	1,337	14,90	16,7 - 17,1
G1/2	20,955	1,814	18,60	21,0 - 21,4
G3/4	26,441	1,814	24,10	26,5 - 26,9
G1	33,249	2,309	30,20	33,3 - 33,7
G1 1/4	41,910	2,309	38,90	42,0 - 42,4
G1 1/2	47,803	2,309	44,80	47,9 - 48,3
G2	59,614	2,309	56,60	59,7 - 60,1

POLYAMIDE
POLYAMIDE ACCESSORIES
MEMBRANE
BRASS
BRASS ACCESSORIES
MARITIME
STAINLESS STEEL
EMC
EX E / I
EX D
VENTING
BS 6121
SEALINGS, TOOLS
JUNCTION BOXES
TECHNICS
INDEX

National standard pipe thread
ANSI / ASME B1.20.1



NPT1/4	13,716	1,411	11,10	..
NPT3/8	17,145	1,411	14,50	..
NPT1/2	21,336	1,814	17,90	..
NPT3/4	26,670	1,814	23,20	..
NPT1	33,401	2,209	29,20	..
NPT1 1/4	42,164	2,209	37,90	..
NPT1 1/2	48,260	2,209	43,90	..
NPT2	60,325	2,209	55,90	..

Impact resistance

Degrees of protection acc. to EN 50102 / VDE 0470 P100

Standard EN 50102 / VDE 0470 P.100 "Degrees of protection against external mechanical loading provided by enclosures for electrical apparatus (equipment) - IK-Code" describes a way of classifying the degrees of protection which enclosures of electrical apparatus afford against external mechanical or stress, called IK-Code system.

These IK-Codes are used as follows to categorise stress energy:

IK-Code	IK00	IK01	IK02	IK03	IK04	IK05	IK06	IK07	IK08	IK09	IK10
Stress energy in Joule	*)	0,15	0,2	0,35	0,5	0,7	1	2	5	10	20

*) not protected in conformity with the present Standard

Degrees of Protection to EN 60529 / DIN VDE 0470 Part 1

The following chart is a compilation from EN 60529 /DIN VDE 0470 Part 1, using the terminology of the standard.

First characteristic numeral		Second characteristic numeral: Degree of protection against water									
		0	1	2	3	4	5	6	7	8	
0	Protection against access to hazardous parts (shock protection)	Unprotected	Protected against dripping water	Protected against dripping water when the enclosure is up to 15° inclined	Protected against spray-water up to an angle of 60°C	Protected against spray-water from any direction	Protected against jet/hosewater from any direction	Protected against strong jetwater from any direction	Protected against the effects of temporary submersion	Protected against the effects of continuous submersion	
	0	Unprotected	Unprotected	IP 00							
	1	Protected against access to hazardous parts by the back of the hand	Protected against solid foreign bodies > 50 mm in diam.	IP 10	IP 11	IP 12					
	2	Protected against access to hazardous parts by a finger-touch	Protected against solid foreign bodies > 12.5 mm in diam.	IP 20	IP 21	IP 22	IP 23				
	3	Protected against access to hazardous using a tool > 2.5 mm in diam.	Protected against solid foreign bodies > 2.5 mm in diam.	IP 30	IP 31	IP 32	IP 33	IP 34			
	4	Protected against access to hazardous parts using a wire > 1 mm in diam.	Protected against solid foreign bodies > 1 mm in diam.	IP 40	IP 41	IP 42	IP 43	IP 44			
	5	Protected against access to hazardous parts using a wire > 1 mm in diam.	dust-protected	IP 50				IP 54	IP 55	IP 56	
6	Protected against access to hazardous parts using a wire > 1 mm in diam.	dust-tight	IP 60				IP 65	IP 66	IP 67	IP 68	

Definitionen (to EN 60529/DIN VDE 0470 Part 1)

IP-Code: The IP code is an identification system used to indicate the degree of protection an enclosure provides against access to hazardous parts, ingress of solid foreign bodies and ingress of water.

First characteristic numeral: The first characteristic numeral indicates that the enclosure provides persons with protection against access to hazardous parts by preventing or restricting the ingress of a part of the human body or of an object held by a person; and simultaneously that the enclosure provides the equipment with protection against the ingress of solid foreign bodies.

Second characteristic numeral: The second characteristic numeral indicates the degree of protection the enclosure provides against harmful influences on the equipment as a result of the ingress of water.

Protection types according to DIN 40050 T.9

First index: 6 = Protection against wire contact. A wire with Ø 1.0 mm and 100 mm length may fully penetrate, but must maintain sufficient distance from hazardous components.

First index and letter suffix: 6K = Protection against penetration of dust. Dust must not penetrate.

Second index and letter suffix: 9K = Protection against water penetration during high pressure / steam jet cleaning. Water directed at the housing at high pressure (80 to 100 bar) and from any direction must not have any damaging effects. The water temperature in this case is 80 °C.

POLYAMIDE
POLYAMIDE ACCESSORIES
MEMBRANE
BRASS
BRASS ACCESSORIES
MARITIME
STAINLESS STEEL
EMC
EX E / I
EX D
VENTING
BS 6121
SEALINGS, TOOLS
JUNCTION BOXES
TECHNICS
INDEX

Properties of plastic employed (Selection)

Material designation	Polyamide	Polyamide, reinforced glass fibre	Polypropylene	Polypropylene reinforced glass fibre	Polyethylen, low density	Polyethylen, high density	Polystyrene
Material shortmark	PA	PA-GF	PP	PP-GF	PE/LD	PE/HD	PS
Chemical resistance ¹⁾							
Alcohol	A	A	A	A	A	A	A
Benzine	A	A	B	B	B	A	C
Diesel oil	A	A	A	A	B	B	C
Mineral oil	A	A	A	A	B	A	B
Animal and veget. greases	B	B	A	A	A	A	B
Weak alkaline solution	A	A	A	A	A	A	A
Strong alkaline solution	A	A	A	A	A	A	A
Weak acids	A	A	A	A	A	A	A
Strong acids	B	B	B	B	B	A	B
Water	A	A	A	A	A	A	A
Susceptibility to stress cracking	low	low	low	low	low	low	relatively high ⁴⁾
halogen free	✓	✓	✓	✓	✓ ²⁾	✓	✓ ²⁾
phosphate free	✓	✓	✓	✓	✓	✓	✓
silicone free	✓	✓	✓	✓	✓	✓	✓
Temperature range							
minimal ³⁾	-40 °C	-40 °C	-30 °C	-30 °C	-40 °C	-40 °C	-25 °C
max. continually	100 °C	100 °C	80 °C	100 °C	80 °C	80 °C	60 °C
max. intermittent	120 °C	150 °C	100 °C	120 °C	100 °C	100 °C	80 °C
Combustibility ⁵⁾	UL 94 V-2	UL 94 HB	UL 94 HB	UL 94 HB	UL 94 HB	UL 94 HB	UL 94 HB
Thermal value (Hu) [kJ/kg]	32.000	32.000	46.000	46.000	46.000	46.000	42.000

Properties of elastomeric materials employed (Selection)

Material designation	Thermoplastic Elastomer	Ethylene-Propylene-Diene-Caoutchouc	Acrylonitrile-Butadiene-Caoutchouc	Flourine-Caoutchouc	Chloropren-Caoutchouc
Material shortmark	TPE	EPDM	NBR	FPM	CR
Trade mark	Bergaflex, Evoprene, Santoprene	Buna AP, Keltan	Perbunan	Viton	Neoprene
Chemical resistance ¹⁾					
Alcohol	A	A	A	A	A
Benzine	B	C	A	A	C
Diesel oil	B	C	A	A	C
Mineral oil	B	B	A	A	B
Animal and veget. greases	A	B	A	A	B
Weak alkaline solution	A	A	B	B	A
Strong alkaline solution	B	A	C	C	B
Weak acids	A	A	B	A	B
Strong acids	A	A	C	A	C
Water	A	A	C	A	C
Susceptibility to stress cracking	A	A	C	A	C
halogen free	✓	✓	✓	-	-
phosphate free	✓	✓	✓	✓	✓
silicone free	✓	✓	✓	✓	✓
Temperature range					
minimal ³⁾	-30 °C	-40 °C	-30 °C	-20 °C	-40 °C
max. continually	80 °C	130 °C	120 °C	200 °C	100 °C
max. intermittent	120 °C	170 °C	150 °C	280 °C	120 °C
Combustibility ⁵⁾	UL 94 HB	UL 94 HB	UL 94 HB	UL 94 V-2	UL 94 V-2

Properties of metals employed (Selection)

Material designation	Nickel-plated brass	Stainless steel	Stainless steel
Materialgruppe	Copper-Zinc alloy Surface: nickel-plated	Rustproof steel	Rustproof- and acidresistant steel
Materialtype	Ms58	A2	A4
Materialnumber	2.0401	1.4305 / AISI 303	1.4404 / AISI 316 L
Chemical resistance ¹⁾	Brass nickel-plated is resistant under normal dry atmosphere, against fresh water, water vapor, mineral oils, fuels, cool- and cutting solutions. It is partly resistant under sea and industrial atmosphere, against neutral and alkaline salt solutions as well as organic compounds. Brass will be attacked by acids, halogens, chloride and chloridous solutions (sea water, brackish water), atmospheres with high humidity and increased temperatures. Chloric atmospheres and damp ammonia gas can cause stress corrosion.	Steel A2 is resistant under normal atmosphere for interior and outside applications, against diluted organic and oxidizing acids, caustic solutions, neutral and alkaline salt solutions as well as organic compounds. Steel A2 will be attacked by inorganic acids, halogens, chloride and chloridous solutions (e.g. sea water) or atmospheres (hole and stress corrosion).	Steel A4 is well resistant under normal atmosphere for interior and outside applications, against organic and oxidizing acids, caustic solutions, neutral and alkaline salt solutions as well as organic compounds. Steel A4 will be attacked by hydrochloric acid, halogens, chloride and chloridous solutions (e.g. sea water) or atmospheres (hole and stress corrosion).
Permanent temperature range	-40 °C - 200 °C	-40 °C - 400 °C	-40 °C - 400 °C

The given data are subject to indications of the raw materials suppliers, therefore no guarantee can be given by us.

- 1) The following details should be regarded as guidelines only:
 - A = very good chemical resistance,
 - B = good to limited chemical resistance,
 - C = low chemical resistance.
- 2) The basic material is halogene-free. The flame-retardant of flame-proof products contains small shares of halogene (up to 5 %).
- 3) Minus values in temperature range apply only to parts in idle state without impact stress.
- 4) The use of products made of polystyrene in the open may cause stress cracking.
- 5) The grading applies to standard materials. Flame-proof materials partially have higher gradings.

Classification acc. EN 50262

"The manufacturer ... (of cable glands) shall provide ... all information necessary for the proper use and safe installation, ..." EN 50262, paragraph 7.3

The table contains the informations for the cable gland type ESKV. The informations are tested and certified from the VDE Testing and Certification Institute. Mark licence: VDE 40006479

	ESKV12	ESKV16	ESKV20	ESKV25	ESKV32	ESKV40	ESKV50	ESKV63
Clamping range = sealing range [mm]	3 - 7	4,5 - 10	6 - 13	9 - 17	13 - 21	16 - 28	21 - 35	34 - 48
Type of cable anchorage	A	A	A	A	A	A	A	A
Installation torques - fitting [Nm]	2	3,5	4	10	15	20	30	30
Installation torques - cap nut [Nm]	2	1,5	3	4	4	20	30	30
Impact category	2	2	2	4	4	4	5	5

EN 50262 – what does it mean?

EN Standard 50262 was accepted on April, 1st. 1998 and published in Germany in April 1999 under the title DIN EN 50262 / VDE 0619. The formerly recognised standards for cable glands, for instance DIN VDE 0619 (VDE 0619):1987-09, DIN 46319:1989-12, DIN 46320-1:1985-09 and DIN 46320-2.....-4: 1973-01 etc. could only still be used up to 31 December 1999. Marks licences granted on the basis of these standards were valid up to 01.03.2001. For another two years - up to 28.03.2003 sales was permitted for stock products.

1. Field of application of EN 50262: This European standard contains requirements and tests for the design and manufacture of metric cable glands. The standard covers complete cable glands from (,....,) but not parts of cable glands.

2. The internal threads of cable glands must be designed as specified in Table 1 of EN 60423. These thread sizes are as follows: M 6x0.75; M 8x1; M 10x1; M 12x1.5; M 16x1.5; M 20x1.5; M 25x1.5; M 32x1.5; M 40x1.5; M 50x1.5; M 63x1.5 and M 75x1.5.

3. Mounting holes must be in the sizes specified in Table 1

Table 1: Mounting holes for cable glands

Size	12	16	20	25	32	40	50	63
Thread size	M 12	M 16	M 20	M 25	M 32	M 40	M 50	M 63
Diameter of mounting hole +0,2 mm	12,0	16,0	20,0	25,0	32,0	40,0	50,0	63,0

4. Cable glands must provide restraining capacity for cables and leads over the entire sealing region. Cable glands with strain relief for cables and leads must relieve the conductors of stress, including torsion. The standard's tests are in each case conducted on the smallest and largest specified size of the sealing or strainrelief region, at the associated forces and torques specified in Table 2. These tests are conducted with test mandrels simulating the outer diameter of cables and leads. The test mandrels comprise metal rods having an elastomer sheath.

Table 2: Tensile forces for restraining capacity and strain relief, torques for torsion test

Cable and lead diameter [mm]	Restraining capacity [N]	Strain relief Type A [N]	Strain relief Type B [N]	Torque Types A & B [Nm]
up to 4	5	-	-	-
> 4 to 8	10	30	75	0,10
> 8 to 11	15	42	120	0,15
>11 to 16	20	55	130	0,35
>16 to 23	25	70	140	0,60
>23 to 31	30	80	250	0,80
>31 to 43	45	90	350	0,90
>43 to 55	55	100	400	1,00
>55	70	115	450	1,20

5. Cable glands must be resistant to impact. A test mandrel corresponding to the smallest size of the sealing region is fixed in the unit under test, and the test is then conducted at the lowest temperature, applying the degree of energy specified for the respective category in Table 3.

Table 3: Impact values

Category	1	2	3	4	5	6	7	8
Force [N]	2	2	2	2	10	10	10	20
Weight [kg]	0,2	0,2	0,2	0,2	1,0	1,0	1,0	2,0
Energy [J]	0,2	0,5	1,0	2,0	4,0	7,0	10,0	20,0
Height [m]	0,1	0,25	0,5	1,0	0,4	0,7	1,0	1,0

All of these figures, tables and values are extracted from DIN EN 50262. This standard obviously describes other tests as well (electrical properties, IP code, etc.), required for the classification and identification of cable glands. However, it would be beyond the scope of the present catalogue to itemise all of them. Please contact us if you have any queries.

Type	WISKA-No.	Page
ADR 11	10061421	155
ADR 13,5	10061422	155
ADR 16	10061423	155
ADR 21	10061424	155
ADR 29	10061425	155
ADR 36	10061426	155
ADR 42	10061427	155
ADR 48	10061428	155
ADR 7	10061419	155
ADR 9	10061420	155
AMMN 20 · 1/2	10062966	60
AMMN 20 · 3/8	10062965	60
AMMN 25 · 3/4	10062967	60
AMMN 32 · 1	10062968	60
AMMP 12/7	10063911	59
AMMP 12/9	10063912	59
AMMP 16/11	10063915	59
AMMP 16/7	10063913	59
AMMP 16/9	10063914	59
AMMP 20/11	10063917	59
AMMP 20/13,5	10063918	59
AMMP 20/16	10063919	59
AMMP 20/9	10063916	59
AMMP 25/11	10063920	59
AMMP 25/13,5	10063921	59
AMMP 25/16	10063922	59
AMMP 25/21	10063923	59
AMMP 32/13,5	10063924	59
AMMP 32/16	10063925	59
AMMP 32/21	10063926	59
AMMP 32/29	10063927	59
AMMP 40/16	10063928	59
AMMP 40/21	10063929	59
AMMP 40/29	10063930	59
AMMP 50/29	10063933	59
AMMP 50/42	10063935	59
AMMP 63/36	10063937	59
AMMP 63/42	10063938	59
AMMP 63/48	10063939	59
AMP 12/7	10063628	30
AMP 12/9	10063629	30
AMP 16/11	10063631	30
AMP 16/13,5	10063632	30
AMP 16/9	10063630	30
AMP 20/11	10063633	30
AMP 20/13,5	10063634	30
AMP 20/16	10063635	30
AMP 25/13,5	10063636	30
AMP 25/16	10063637	30
AMP 25/21	10063638	30
AMP 32/16	10063639	30
AMP 32/21	10063640	30
AMP 32/29	10063641	30
AMP 40/21	10063642	30
AMP 40/29	10063643	30
AMP 40/36	10063644	30
AMP 50/36	10063645	30
AMP 50/42	10063646	30
AMP 50/48	10063647	30
AMP 63/42	10063648	30
AMP 63/48	10063649	30
AMPM 11/16	10063885	60
AMPM 13,5/20	10063889	60
AMPM 16/20	10063891	60
AMPM 16/25	10063892	60
AMPM 21/25	10063894	60
AMPM 21/32	10063895	60
AMPM 29/40	10063898	60
AMPM 36/50	10063901	60
AMPM 42/63	10063905	60

Type	WISKA-No.	Page
AMPM 7/12	10063880	60
AMPM 9/16	10063883	60
APM 11/16	10063655	31
APM 11/20	10063656	31
APM 11/25	10063657	31
APM 13,5/16	10063658	31
APM 13,5/20	10063659	31
APM 13,5/25	10063660	31
APM 16/20	10063661	31
APM 16/25	10063662	31
APM 16/32	10063663	31
APM 21/25	10063664	31
APM 21/32	10063665	31
APM 21/40	10063666	31
APM 29/32	10063667	31
APM 29/40	10063668	31
APM 29/50	10063669	31
APM 36/40	10063670	31
APM 36/50	10063671	31
APM 36/63	10063672	31
APM 42/40	10063673	31
APM 42/50	10063674	31
APM 42/63	10063675	31
APM 48/50	10063676	31
APM 48/63	10063677	31
APM 7/12	10063650	31
APM 7/16	10063651	31
APM 9/12	10063652	31
APM 9/16	10063653	31
APM 9/20	10063654	31
BS 10	10064008	152
BS 12	10064009	152
BS 13	10064010	152
BS 14	10064011	152
BS 17	10064012	152
BS 2	10064000	152
BS 20	10064013	152
BS 21	10064014	152
BS 25	10064015	152
BS 28	10064016	152
BS 3	10064001	152
BS 35	10064017	152
BS 38	10064018	152
BS 4	10064002	152
BS 48	10064019	152
BS 5	10064003	152
BS 6	10064004	152
BS 63	10064020	152
BS 7	10064005	152
BS 8	10064006	152
BS 9	10064007	152
BW 20L Pack	50101694	140
BW 20S Pack	50101693	140
BW 25 Pack	50101695	140
BW 32 Pack	50101696	140
BW 40 Pack	50101697	140
BW 50 Pack	50101698	140
BW 63 Pack	50101699	140
BW 75 Pack	50101700	140
BWP 20 Pack	50101702	140
BWP 20S Pack	50101701	140
BWP 25 Pack	50101703	140
BWP 32 Pack	50101704	140
BWP 40 Pack	50101705	140
BWP 50 Pack	50101707	140
BWP 50S Pack	50101706	140
BWP 63 Pack	50101709	140
BWP 63S Pack	50101708	140
BWP 75 Pack	50101711	140
BWP 75S Pack	50101710	140

Index by Type

Type	WISKA-No.	Page
BWP 90 Pack	50101712	140
CLIXX 16	10101861	35
CLIXX 16	10101932	35
CLIXX 16	10101931	35
CLIXX 16	10101930	35
CLIXX 20	10101359	35
CLIXX 20	10101935	35
CLIXX 20	10101934	35
CLIXX 20	10101933	35
CLIXX 25	10101862	35
CLIXX 25	10101938	35
CLIXX 25	10101937	35
CLIXX 25	10101936	35
COMBI 1010/5	10060703	162
COMBI 1010/5/S	10062215	162
COMBI 1010/5/W	10062211	162
COMBI 1010/empty	10060702	162
COMBI 1010/empty/S	10062214	162
COMBI 1010/empty/W	10062210	162
COMBI 108/5	10060523	159
COMBI 108/5/S	10061998	159
COMBI 108/5/W	10060623	159
COMBI 108/empty	10060522	159
COMBI 108/empty/DR	10060632	159
COMBI 108/empty/S	10061999	159
COMBI 108/empty/SMB	10061974	159
COMBI 108/empty/W	10060622	159
COMBI 1210/5	10101462	163
COMBI 1210/5/S	10101463	163
COMBI 1210/5/W	10101464	163
COMBI 1210/empty	10101459	163
COMBI 1210/empty/S	10101460	163
COMBI 1210/empty/W	10101461	163
COMBI 308/5	10060401	160
COMBI 308/5/S	10060580	160
COMBI 308/5/W	10060611	160
COMBI 308/empty	10060400	160
COMBI 308/empty/DR	10060480	160
COMBI 308/empty/S	10060581	160
COMBI 308/empty/W	10060610	160
COMBI 607/5	10060532	161
COMBI 607/5/S	10060538	161
COMBI 607/5/W	10060534	161
COMBI 607/empty	10060531	161
COMBI 607/empty/S	10060648	161
COMBI 607/empty/W	10060533	161
COMBI IND 1010/5	10060705	165
COMBI IND 1010/empty	10060704	165
COMBI IND 607/5	10060519	164
COMBI IND 607/empty	10060537	164
COMBI IP68 SET 1010	10061488	166
COMBI IP68 SET 1010/5	10066636	166
COMBI IP68 SET 308	10060457	166
COMBI IP68 SET 308/5	10066634	166
COMBI IP68 SET 607	10061185	166
COMBI IP68 SET 607/5	10066635	166
CW 20L Pack	50101674	141
CW 20S Pack	50101673	141
CW 25 Pack	50101675	141
CW 32 Pack	50101676	141
CW 40 Pack	50101677	141
CW 50 Pack	50101678	141
CW 63 Pack	50101679	141
CWP 20 Pack	50101682	141
CWP 20S Pack	50101681	141
CWP 20SS Pack	50101680	141
CWP 25 Pack	50101683	141
CWP 32 Pack	50101684	141
CWP 40 Pack	50101685	141
CWP 50 Pack	50101687	141

Type	WISKA-No.	Page
CWP 50S Pack	50101686	141
CWP 63 Pack	50101689	141
CWP 63S Pack	50101688	141
CWP 75 Pack	50101691	141
CWP 75S Pack	50101690	141
CWP 90 Pack	50101692	141
CXTP 20L Pack	50101667	143
CXTP 20S Pack	50101666	143
CXTP 25 Pack	50101668	143
CXTP 32 Pack	50101669	143
CXTP 40 Pack	50101670	143
CXTP 50 Pack	50101671	143
CXTP 63 Pack	50101672	143
DIN RAIL KIT 1010	10060363	162
DIN RAIL KIT 1210	10101478	163
DIN RAIL KIT 308/108	10060362	160
DIN RAIL KIT 308/108	10060362	159
DIN RAIL KIT 607	10060361	161
E1W 20 Pack	50101656	142
E1W 20S Pack	50101655	142
E1W 25 Pack	50101657	142
E1W 32 Pack	50101658	142
E1W 40 Pack	50101659	142
E1W 50 Pack	50101660	142
E1W 50L Pack	50101661	142
E1W 63L Pack	50101663	142
E1W 63S Pack	50101662	142
E1W 75 Pack	50101665	142
E1W 75S Pack	50101664	142
EADR 12	10062801	155
EADR 16	10062802	155
EADR 20	10062803	155
EADR 25	10062804	155
EADR 32	10062805	155
EADR 40	10062806	155
EADR 50	10062807	155
EADR 63	10062808	155
EE 10-03*	50101021	89
EE 105-72*	50084654	89
EE 105-77*	50084655	89
EE 12-05*	50085887	89
EE 14-07*	50101022	89
EE 16-06	50084648	89
EE 16-07*	50085652	89
EE 18-06	50084649	89
EE 18-07	50080958	89
EE 18-09*	50085650	89
EE 22-14*	50101023	89
EE 24-06	50084650	89
EE 24-07	50080960	89
EE 24-08	50084651	89
EE 24-10	50080962	89
EE 24-13	50080963	89
EE 24-14	50080964	89
EE 24-16*	50085654	89
EE 30-16	50084652	89
EE 30-18	50081743	89
EE 30-20*	50085655	89
EE 36-20	50080967	89
EE 36-22	50084653	89
EE 36-24	50080969	89
EE 36-26*	50085656	89
EE 45-27	50081592	89
EE 45-30	50081407	89
EE 45-33*	50085657	89
EE 56-35	50081406	89
EE 56-39	50080768	89
EE 56-45*	50085658	89
EE 72-44	50080955	89
EE 72-49	50080954	89

Type	WISKA-No.	Page
EE 72-58	50085659	89
EE 80-62*	50082650	89
EE-VG 16-06	50086205	72
EE-VG 16-07	50086206	72
EE-VG 16-08	50082100	72
EE-VG 18-07	50086207	72
EE-VG 18-08	50086208	72
EE-VG 18-09	50080096	72
EE-VG 18-10	50080097	72
EE-VG 24-07	50086209	72
EE-VG 24-08	50086210	72
EE-VG 24-09	50080098	72
EE-VG 24-10	50080099	72
EE-VG 24-13	50080100	72
EE-VG 30-13	50086211	72
EE-VG 30-15	50080101	72
EE-VG 30-16	50080102	72
EE-VG 30-17	50080103	72
EE-VG 36-17	50086212	72
EE-VG 36-19	50080104	72
EE-VG 36-21	50080105	72
EE-VG 45-23	50080106	72
EE-VG 45-27	50080107	72
EE-VG 56-27	50086213	72
EE-VG 56-30	50080108	72
EE-VG 56-33	50080109	72
EE-VG 56-36	50080110	72
EE-VG 72-36	50086214	72
EE-VG 72-41	50086215	72
EE-VG 72-45	50080111	72
EE-VG 72-48	50080112	72
EKVM 18/20-W10	10016330	68
EKVM 18/20-W10	10016819	68
EKVM 18/20-W10	10016751	68
EKVM 18/20-W8	10016329	68
EKVM 18/20-W8	10016818	68
EKVM 18/20-W8	10016750	68
EKVM 18/20-Z10	10016310	67
EKVM 18/20-Z10	10014266	67
EKVM 18/20-Z10	10016899	67
EKVM 18/20-Z8	10016309	67
EKVM 18/20-Z8	10014265	67
EKVM 18/20-Z8	10016898	67
EKVM 24/25-W10A	10016257	68
EKVM 24/25-W10A	10016821	68
EKVM 24/25-W10A	10016753	68
EKVM 24/25-W12	10016332	68
EKVM 24/25-W12	10016822	68
EKVM 24/25-W12	10016754	68
EKVM 24/25-W14	10016333	68
EKVM 24/25-W14	10016823	68
EKVM 24/25-W14	10016755	68
EKVM 24/25-W16	10016334	68
EKVM 24/25-W16	10016824	68
EKVM 24/25-W16	10016756	68
EKVM 24/25-W17	10016335	68
EKVM 24/25-W17	10016825	68
EKVM 24/25-W17	10016757	68
EKVM 24/25-W8A	10016331	68
EKVM 24/25-W8A	10016820	68
EKVM 24/25-W8A	10016752	68
EKVM 24/25-Z10A	10016312	67
EKVM 24/25-Z10A	10014268	67
EKVM 24/25-Z10A	10016901	67
EKVM 24/25-Z12	10016313	67
EKVM 24/25-Z12	10014269	67
EKVM 24/25-Z12	10016902	67
EKVM 24/25-Z14	10016314	67
EKVM 24/25-Z14	10014270	67
EKVM 24/25-Z14	10016903	67

Type	WISKA-No.	Page
EKVM 24/25-Z16	10016315	67
EKVM 24/25-Z16	10014271	67
EKVM 24/25-Z16	10016031	67
EKVM 24/25-Z17	10016316	67
EKVM 24/25-Z17	10014272	67
EKVM 24/25-Z17	10016904	67
EKVM 24/25-Z8A	10016311	67
EKVM 24/25-Z8A	10014267	67
EKVM 24/25-Z8A	10016900	67
EKVM 30/32-W18	10016336	68
EKVM 30/32-W18	10016826	68
EKVM 30/32-W18	10016758	68
EKVM 30/32-W20	10016337	68
EKVM 30/32-W20	10016827	68
EKVM 30/32-W20	10016759	68
EKVM 30/32-Z18	10016265	67
EKVM 30/32-Z18	10014276	67
EKVM 30/32-Z18	10016905	67
EKVM 30/32-Z20	10016317	67
EKVM 30/32-Z20	10014280	67
EKVM 30/32-Z20	10016906	67
EKVM 36/40-W22	10016338	68
EKVM 36/40-W22	10016828	68
EKVM 36/40-W22	10016760	68
EKVM 36/40-W24	10016339	68
EKVM 36/40-W24	10016829	68
EKVM 36/40-W24	10016761	68
EKVM 36/40-W26	10016340	68
EKVM 36/40-W26	10016830	68
EKVM 36/40-W26	10016762	68
EKVM 36/40-Z22	10016318	67
EKVM 36/40-Z22	10014294	67
EKVM 36/40-Z22	10016907	67
EKVM 36/40-Z24	10016319	67
EKVM 36/40-Z24	10014295	67
EKVM 36/40-Z24	10016908	67
EKVM 36/40-Z26	10016320	67
EKVM 36/40-Z26	10014296	67
EKVM 36/40-Z26	10016909	67
EKVM 45/50-W28	10016341	68
EKVM 45/50-W28	10016831	68
EKVM 45/50-W28	10016763	68
EKVM 45/50-W30	10016342	68
EKVM 45/50-W30	10016832	68
EKVM 45/50-W30	10016764	68
EKVM 45/50-W32	10016343	68
EKVM 45/50-W32	10016833	68
EKVM 45/50-W32	10016765	68
EKVM 45/50-Z28	10016266	67
EKVM 45/50-Z28	10014297	67
EKVM 45/50-Z28	10016910	67
EKVM 45/50-Z30	10016321	67
EKVM 45/50-Z30	10014298	67
EKVM 45/50-Z30	10016911	67
EKVM 45/50-Z32	10016322	67
EKVM 45/50-Z32	10014299	67
EKVM 45/50-Z32	10016912	67
EKVM 56/63-W35	10016344	68
EKVM 56/63-W35	10016834	68
EKVM 56/63-W35	10016766	68
EKVM 56/63-W38	10016345	68
EKVM 56/63-W38	10016835	68
EKVM 56/63-W38	10016767	68
EKVM 56/63-W41	10016346	68
EKVM 56/63-W41	10016836	68
EKVM 56/63-W41	10016768	68
EKVM 56/63-Z35	10016323	67
EKVM 56/63-Z35	10014358	67
EKVM 56/63-Z35	10016913	67
EKVM 56/63-Z38	10016324	67

POLYAMIDE
POLYAMIDE ACCESSORIES
MEMBRANE
BRASS
BRASS ACCESSORIES
MARITIME
STAINLESS STEEL
EMC
EX E / I
EX D
VENTING
BS 6121
SEALINGS, TOOLS
JUNCTION BOXES
TECHNICS
INDEX

Index by Type

Type	WISKA-No.	Page
EKVM 56/63-Z38	10014518	67
EKVM 56/63-Z38	10016914	67
EKVM 56/63-Z41	10016325	67
EKVM 56/63-Z41	10014534	67
EKVM 56/63-Z41	10016915	67
EKVM 72/75-W44	10016347	68
EKVM 72/75-W44	10016837	68
EKVM 72/75-W44	10016769	68
EKVM 72/75-W48	10016348	68
EKVM 72/75-W48	10016838	68
EKVM 72/75-W48	10016770	68
EKVM 72/75-W52	10016349	68
EKVM 72/75-W52	10016839	68
EKVM 72/75-W52	10016771	68
EKVM 72/75-Z44	10016326	67
EKVM 72/75-Z44	10014535	67
EKVM 72/75-Z44	10016916	67
EKVM 72/75-Z48	10016327	67
EKVM 72/75-Z48	10014536	67
EKVM 72/75-Z48	10016917	67
EKVM 72/75-Z52	10016328	67
EKVM 72/75-Z52	10014537	67
EKVM 72/75-Z52	10016918	67
EMMU 12	10063141	53
EMMU 16	10063142	53
EMMU 20	10063143	53
EMMU 25	10063144	53
EMMU 32	10063145	53
EMMU 40	10063146	53
EMMU 50	10063147	53
EMMU 63	10063148	53
EMMU 75	10101777	53
EMMU-EMV 12	10063210	90
EMMU-EMV 16	10063211	90
EMMU-EMV 20	10063212	90
EMMU-EMV 25	10063213	90
EMMU-EMV 32	10063214	90
EMMU-EMV 40	10063215	90
EMMU-EMV 50	10063216	90
EMMU-EMV 63	10063217	90
EMMU-EMV 75	10102228	90
EMN 12	50061000	19
EMN 16	50061001	19
EMN 20	50061002	19
EMN 25	50061003	19
EMN 32	50061004	19
EMN 40	50061005	19
EMN 50	50061006	19
EMN 63	50061007	19
EMN-O 12	50062292	19
EMN-O 16	50062293	19
EMN-O 20	50062294	19
EMN-O 25	50062295	19
EMN-O 32	50062296	19
EMN-O 40	50062297	19
EMN-O 50	50062298	19
EMN-O 63	50062299	19
EMS 16	10062567	36
EMS 20	10062568	36
EMS 25	10062569	36
EMS 32	10062570	36
EMSKE 12	10065040	100
EMSKE 12 EMV-Z	10065056	104
EMSKE 12 EMV-x	10102971	103
EMSKE 12 LT	10065946	101
EMSKE 16	10065041	100
EMSKE 16 EMV-S	10102972	103
EMSKE 16 EMV-Z	10065057	104
EMSKE 16 LT	10065947	101
EMSKE 20	10065042	100

Type	WISKA-No.	Page
EMSKE 20 EMV-A	10102973	103
EMSKE 20 EMV-Z	10065058	104
EMSKE 20 LT	10065948	101
EMSKE 25	10065043	100
EMSKE 25 EMV-S	10102974	103
EMSKE 25 EMV-Z	10065059	104
EMSKE 25 LT	10065949	101
EMSKE 32	10065044	100
EMSKE 32 EMV-Z	10065060	104
EMSKE 32 EMV-s	10102975	103
EMSKE 32 LT	10065950	101
EMSKE 40	10065045	100
EMSKE 40 EMV-Z	10065061	104
EMSKE 40 EMV-s	10102976	103
EMSKE 40 LT	10065951	101
EMSKE 50	10065046	100
EMSKE 50 EMV-S	10102977	103
EMSKE 50 EMV-Z	10065062	104
EMSKE 50 LT	10065952	101
EMSKE 63	10065047	100
EMSKE 63 EMV-S	10102978	103
EMSKE 63 EMV-Z	10065063	104
EMSKE 63 LT	10065953	101
EMSKE-L 12	10065048	100
EMSKE-L 12 EMV-Z	10065922	104
EMSKE-L 12 LT	10065938	101
EMSKE-L 16	10065049	100
EMSKE-L 16 EMV-Z	10065923	104
EMSKE-L 16 LT	10065939	101
EMSKE-L 20	10065050	100
EMSKE-L 20 EMV-Z	10065924	104
EMSKE-L 20 LT	10065940	101
EMSKE-L 25	10065051	100
EMSKE-L 25 EMV-Z	10065925	104
EMSKE-L 25 LT	10065941	101
EMSKE-L 32	10065052	100
EMSKE-L 32 EMV-Z	10065926	104
EMSKE-L 32 LT	10065942	101
EMSKE-L 40	10065053	100
EMSKE-L 40 EMV-Z	10065927	104
EMSKE-L 40 LT	10065943	101
EMSKE-L 50	10065054	100
EMSKE-L 50 EMV-Z	10065928	104
EMSKE-L 50 LT	10065944	101
EMSKE-L 63	10065055	100
EMSKE-L 63 EMV-Z	10065929	104
EMSKE-L 63 LT	10065945	101
EMSKEZ 16	10063071	106
EMSKEZ 20	10063072	106
EMSKEZ 25	10063073	106
EMSKEZ 32	10063074	106
EMSKEZ 40	10063075	106
EMSKEZ 50	10063076	106
EMSKEZ 63	10063077	106
EMSKV 12	10065000	40
EMSKV 12 EMV-S	10102273	84
EMSKV 12 EMV-Z	10065016	85
EMSKV 12 LT	10065800	41
EMSKV 12-16	10101750	43
EMSKV 16	10065001	40
EMSKV 16 EMV-S	10102274	84
EMSKV 16 EMV-Z	10065017	85
EMSKV 16 LT	10065801	41
EMSKV 16-20	10101939	43
EMSKV 20	10065002	40
EMSKV 20 EMV-S	10102275	84
EMSKV 20 EMV-Z	10065018	85
EMSKV 20 LT	10065802	41
EMSKV 20-25	10065255	43
EMSKV 25	10065003	40

Type	WISKA-No.	Page
EMSKV 25 EMV-S	10102276	84
EMSKV 25 EMV-Z	10065019	85
EMSKV 25 LT	10065803	41
EMSKV 25-32	10065256	43
EMSKV 32	10065004	40
EMSKV 32 EMV-S	10102277	84
EMSKV 32 EMV-Z	10065020	85
EMSKV 32 LT	10065804	41
EMSKV 32-40	10101940	43
EMSKV 40	10065005	40
EMSKV 40 EMV-S	10102278	84
EMSKV 40 EMV-Z	10065021	85
EMSKV 40 LT	10065805	41
EMSKV 40-50	10101365	43
EMSKV 50	10065006	40
EMSKV 50 EMV-S	10102279	84
EMSKV 50 EMV-Z	10065022	85
EMSKV 50 LT	10065806	41
EMSKV 50-63	10101941	43
EMSKV 63	10065007	40
EMSKV 63 EMV-S	10102280	84
EMSKV 63 EMV-Z	10065023	85
EMSKV 63 LT	10065807	41
EMSKV 63-75	10101364	43
EMSKV 75	10100865	40
EMSKV 75 EMV-Z	10100963	85
EMSKV-L 12	10065008	40
EMSKV-L 12 EMV-Z	10065182	85
EMSKV-L 12 LT	10065808	41
EMSKV-L 16	10065009	40
EMSKV-L 16 EMV-Z	10065183	85
EMSKV-L 16 LT	10065809	41
EMSKV-L 20	10065010	40
EMSKV-L 20 EMV-Z	10065184	85
EMSKV-L 20 LT	10065810	41
EMSKV-L 25	10065011	40
EMSKV-L 25 EMV-Z	10065185	85
EMSKV-L 25 LT	10065811	41
EMSKV-L 32	10065012	40
EMSKV-L 32 EMV-Z	10065186	85
EMSKV-L 32 LT	10065812	41
EMSKV-L 40	10065013	40
EMSKV-L 40 EMV-Z	10065187	85
EMSKV-L 40 LT	10065813	41
EMSKV-L 50	10065014	40
EMSKV-L 50 EMV-Z	10065188	85
EMSKV-L 50 LT	10065814	41
EMSKV-L 63	10065015	40
EMSKV-L 63 EMV-Z	10065189	85
EMSKV-L 63 LT	10065815	41
EMSKV-SET 12	10065032	42
EMSKV-SET 16	10065033	42
EMSKV-SET 20	10065034	42
EMSKV-SET 25	10065035	42
EMSKV-SET 32	10065036	42
EMSKV-SET 40	10065037	42
EMSKV-SET 50	10065038	42
EMSKV-SET 63	10065039	42
EMSKVS 16	10065831	46
EMSKVS 20	10065832	46
EMSKVS 25	10065833	46
EMSKVS 32	10065834	46
EMSKVS 40	10065835	46
EMSKVS 50	10065836	46
EMSKVS 63	10065837	46
EMSKVS-L 16	10065851	46
EMSKVS-L 20	10065852	46
EMSKVS-L 25	10065853	46
EMSKVS-L 32	10065854	46
EMSKVS-L 40	10065855	46

Type	WISKA-No.	Page
EMSKVS-L 50	10065856	46
EMSKVS-L 63	10065857	46
EMSKVZ 16	10065351	47
EMSKVZ 20	10065352	47
EMSKVZ 25	10065353	47
EMSKVZ 32	10065354	47
EMSKVZ 40	10065355	47
EMSKVZ 50	10065356	47
EMSKVZ 63	10065357	47
EMSKVZ-L 16	10065860	47
EMSKVZ-L 20	10065861	47
EMSKVZ-L 25	10065862	47
EMSKVZ-L 32	10065863	47
EMSKVZ-L 40	10065864	47
EMSKVZ-L 50	10065865	47
EMSKVZ-L 63	10065866	47
EMSVG 20	10065900	131
EMSVG 20 EMV-Z	10065906	133
EMSVG 25	10065901	131
EMSVG 25 EMV-Z	10065907	133
EMSVG 32	10065902	131
EMSVG 32 EMV-Z	10065908	133
EMSVG 40	10065903	131
EMSVG 40 EMV-Z	10065909	133
EMSVG 50	10065904	131
EMSVG 50 EMV-Z	10065910	133
EMSVG 63	10065905	131
EMSVG 63 EMV-Z	10065911	133
EMT 16	10062559	37
EMT 20	10062560	37
EMT 25	10062561	37
EMT 32	10062562	37
EMT-F 16	10063008	37
EMT-F 20	10063009	37
EMT-F 25	10063010	37
EMT-F 32	10063011	37
EMUF 12	10060810	22
EMUF 12	10061770	22
EMUF 16	10060811	22
EMUF 16	10061771	22
EMUF 20	10060812	22
EMUF 20	10061772	22
EMUF 25	10060813	22
EMUF 25	10061773	22
EMUF 32	10060814	22
EMUF 32	10061774	22
EMUF 40	10060815	22
EMUF 40	10061775	22
EMUF 50	10060816	22
EMUF 50	10061776	22
EMUF 63	10060817	22
EMUF 63	10061777	22
EMUG 12	10060770	21
EMUG 12	10062712	21
EMUG 12	10061780	21
EMUG 16	10060771	21
EMUG 16	10062713	21
EMUG 16	10061781	21
EMUG 20	10060772	21
EMUG 20	10062714	21
EMUG 20	10061782	21
EMUG 25	10060773	21
EMUG 25	10062715	21
EMUG 25	10061783	21
EMUG 32	10060774	21
EMUG 32	10062716	21
EMUG 32	10061784	21
EMUG 40	10060775	21
EMUG 40	10062717	21
EMUG 40	10061785	21

Index by Type

Type	WISKA-No.	Page
EMUG 50	10060776	21
EMUG 50	10062718	21
EMUG 50	10061786	21
EMUG 63	10060777	21
EMUG 63	10062719	21
EMUG 63	10061787	21
EMVS 12	10063151	54
EMVS 16	10063152	54
EMVS 20	10063153	54
EMVS 25	10063154	54
EMVS 32	10063155	54
EMVS 40	10063156	54
EMVS 50	10063157	54
EMVS 63	10063158	54
EMVS L 25	10065075	54
EMVS-L 12	10065072	54
EMVS-L 16	10065073	54
EMVS-L 20	10065074	54
EMVS-L 32	10065076	54
EMVS-L 40	10065077	54
EMVS-L 50	10065078	54
EMVS-L 63	10065079	54
EMVS-ORD 12	10065080	55
EMVS-ORD 16	10065081	55
EMVS-ORD 20	10065082	55
EMVS-ORD 25	10065083	55
EMVS-ORD 32	10065084	55
EMVS-ORD 40	10065085	55
EMVS-ORD 50	10065086	55
EMVS-ORD 63	10065087	55
ERKMKV 12	10063121	51
ERKMKV 16	10063122	51
ERKMKV 20	10063123	51
ERKMKV 25	10063125	51
ERKMKV 32	10063126	51
ERKMKV 40	10063127	51
ERKMKV 50	10063128	51
ERKMKV 63	10063129	51
ERMKV 12	10062850	48
ERMKV 16	10062851	48
ERMKV 20	10062852	48
ERMKV 25	10062853	48
ERMKV 32	10062854	48
ERMKV 40	10062855	48
ERMKV 50	10062856	48
ERMKV 63	10062857	48
ERMKV-L 12	10062860	48
ERMKV-L 16	10062861	48
ERMKV-L 20	10062862	48
ERMKV-L 25	10062863	48
ERMKV-L 32	10062864	48
ERMKV-L 40	10062865	48
ERMKV-L 50	10062866	48
ERMKV-L 63	10062867	48
ESKE/1-L-e 12	10103379	94
ESKE/1-L-e 12 LT	10103445	95
ESKE/1-L-e 16	10103380	94
ESKE/1-L-e 16 LT	10103446	95
ESKE/1-L-e 20	10103381	94
ESKE/1-L-e 20 LT	10103447	95
ESKE/1-L-e 25	10103382	94
ESKE/1-L-e 25 LT	10103448	95
ESKE/1-L-e 32	10103383	94
ESKE/1-L-e 32 LT	10103449	95
ESKE/1-L-e 40	10103384	94
ESKE/1-L-e 40 LT	10103450	95
ESKE/1-L-e 50	10103385	94
ESKE/1-L-e 50 LT	10103451	95
ESKE/1-L-e 63	10103386	94
ESKE/1-L-e 63 LT	10103452	95

Type	WISKA-No.	Page
ESKE/1-L-i 12	10103387	97
ESKE/1-L-i 12 LT	10103453	98
ESKE/1-L-i 16	10103388	97
ESKE/1-L-i 16 LT	10103454	98
ESKE/1-L-i 20	10103389	97
ESKE/1-L-i 20 LT	10103455	98
ESKE/1-L-i 25	10103390	97
ESKE/1-L-i 25 LT	10103456	98
ESKE/1-L-i 32	10103391	97
ESKE/1-L-i 32 LT	10103457	98
ESKE/1-L-i 40	10103392	97
ESKE/1-L-i 40 LT	10103458	98
ESKE/1-L-i 50	10103393	97
ESKE/1-L-i 50 LT	10103459	98
ESKE/1-L-i 63	10103394	97
ESKE/1-L-i 63 LT	10103460	98
ESKE/1-e 12	10103363	94
ESKE/1-e 12 LT	10103429	95
ESKE/1-e 16	10103364	94
ESKE/1-e 16 LT	10103430	95
ESKE/1-e 20	10103365	94
ESKE/1-e 20 LT	10103431	95
ESKE/1-e 25	10103366	94
ESKE/1-e 25 LT	10103432	95
ESKE/1-e 32	10103367	94
ESKE/1-e 32 LT	10103433	95
ESKE/1-e 40	10103368	94
ESKE/1-e 40 LT	10103434	95
ESKE/1-e 50	10103369	94
ESKE/1-e 50 LT	10103435	95
ESKE/1-e 63	10103370	94
ESKE/1-e 63 LT	10103436	95
ESKE/1-i 12	10103371	97
ESKE/1-i 12 LT	10103437	98
ESKE/1-i 16	10103372	97
ESKE/1-i 16 LT	10103438	98
ESKE/1-i 20	10103373	97
ESKE/1-i 20 LT	10103439	98
ESKE/1-i 25	10103374	97
ESKE/1-i 25 LT	10103440	98
ESKE/1-i 32	10103375	97
ESKE/1-i 32 LT	10103441	98
ESKE/1-i 40	10103376	97
ESKE/1-i 40 LT	10103442	98
ESKE/1-i 50	10103377	97
ESKE/1-i 50 LT	10103443	98
ESKE/1-i 63	10103378	97
ESKE/1-i 63 LT	10103444	98
ESKE/1S-L-e 12	10103503	96
ESKE/1S-L-e 16	10103504	96
ESKE/1S-L-e 20	10103505	96
ESKE/1S-L-e 25	10103506	96
ESKE/1S-L-e 32	10103507	96
ESKE/1S-L-i 12	10103508	99
ESKE/1S-L-i 16	10103509	99
ESKE/1S-L-i 20	10103510	99
ESKE/1S-L-i 25	10103511	99
ESKE/1S-L-i 32	10103512	99
ESKE/1S-e 12	10103493	96
ESKE/1S-e 16	10103494	96
ESKE/1S-e 20	10103495	96
ESKE/1S-e 25	10103496	96
ESKE/1S-e 32	10103497	96
ESKE/1S-i 12	10103498	99
ESKE/1S-i 16	10103499	99
ESKE/1S-i 20	10103500	99
ESKE/1S-i 25	10103501	99
ESKE/1S-i 32	10103502	99
ESKMKV 12	10063131	52
ESKMKV 16	10063132	52

Type	WISKA-No.	Page
ESKMKV 20	10063133	52
ESKMKV 25	10063135	52
ESKMKV 32	10063136	52
ESKMKV 40	10063137	52
ESKMKV 50	10063138	52
ESKMKV 63	10063139	52
ESKV 12	10066410	8
ESKV 12	10066380	8
ESKV 12	10066120	8
ESKV 12 LT	10062763	9
ESKV 12 LT	10061917	9
ESKV 12 LT	10061490	9
ESKV 16	10066411	8
ESKV 16	10066381	8
ESKV 16	10066121	8
ESKV 16 LT	10062777	9
ESKV 16 LT	10061957	9
ESKV 16 LT	10061499	9
ESKV 20	10066412	8
ESKV 20	10066382	8
ESKV 20	10066122	8
ESKV 20 LT	10062778	9
ESKV 20 LT	10061121	9
ESKV 20 LT	10061509	9
ESKV 20 PLUS*	10061789	8
ESKV 20 PLUS*	10061865	8
ESKV 20 PLUS*	10061864	8
ESKV 25	10066413	8
ESKV 25	10066383	8
ESKV 25	10066123	8
ESKV 25 LT	10062779	9
ESKV 25 LT	10061463	9
ESKV 25 LT	10061518	9
ESKV 32	10066414	8
ESKV 32	10066384	8
ESKV 32	10066124	8
ESKV 32 LT	10062780	9
ESKV 32 LT	10061491	9
ESKV 32 LT	10061799	9
ESKV 40	10066415	8
ESKV 40	10066385	8
ESKV 40	10066125	8
ESKV 40 LT	10062781	9
ESKV 40 LT	10061500	9
ESKV 40 LT	10061853	9
ESKV 50	10066416	8
ESKV 50	10066386	8
ESKV 50	10066126	8
ESKV 50 LT	10062782	9
ESKV 50 LT	10061510	9
ESKV 50 LT	10061866	9
ESKV 63	10066417	8
ESKV 63	10066387	8
ESKV 63	10066127	8
ESKV 63 LT	10062800	9
ESKV 63 LT	10061644	9
ESKV 63 LT	10061911	9
ESKV-F 12	10064626	11
ESKV-F 16	10064627	11
ESKV-F 20	10064628	11
ESKV-F 25	10064629	11
ESKV-F 32	10064630	11
ESKV-F 40	10064631	11
ESKV-F 50	10064632	11
ESKV-F 63	10064633	11
ESKV-L 12	10066390	8
ESKV-L 12	10066516	8
ESKV-L 12	10066500	8
ESKV-L 12 LT	10062737	9
ESKV-L 12 LT	10061512	9

Type	WISKA-No.	Page
ESKV-L 12 LT	10061690	9
ESKV-L 16	10066391	8
ESKV-L 16	10066517	8
ESKV-L 16	10066501	8
ESKV-L 16 LT	10062738	9
ESKV-L 16 LT	10061691	9
ESKV-L 16 LT	10061855	9
ESKV-L 20	10066392	8
ESKV-L 20	10066518	8
ESKV-L 20	10066502	8
ESKV-L 20 LT	10062739	9
ESKV-L 20 LT	10061860	9
ESKV-L 20 LT	10061868	9
ESKV-L 25	10066393	8
ESKV-L 25	10066519	8
ESKV-L 25	10066503	8
ESKV-L 25 LT	10062758	9
ESKV-L 25 LT	10061869	9
ESKV-L 25 LT	10061907	9
ESKV-L 32	10066394	8
ESKV-L 32	10066520	8
ESKV-L 32	10066504	8
ESKV-L 32 LT	10062759	9
ESKV-L 32 LT	10061908	9
ESKV-L 32 LT	10061919	9
ESKV-L 40	10066395	8
ESKV-L 40	10066521	8
ESKV-L 40	10066505	8
ESKV-L 40 LT	10062760	9
ESKV-L 40 LT	10061951	9
ESKV-L 40 LT	10061950	9
ESKV-L 50	10066396	8
ESKV-L 50	10066522	8
ESKV-L 50	10066506	8
ESKV-L 50 LT	10062761	9
ESKV-L 50 LT	10061494	9
ESKV-L 50 LT	10061493	9
ESKV-L 63	10066397	8
ESKV-L 63	10066523	8
ESKV-L 63	10066507	8
ESKV-L 63 LT	10062762	9
ESKV-L 63 LT	10061504	9
ESKV-L 63 LT	10061502	9
ESKV-RDE 12	10064976	10
ESKV-RDE 12	10064984	10
ESKV-RDE 12	10064992	10
ESKV-RDE 16	10064977	10
ESKV-RDE 16	10064985	10
ESKV-RDE 16	10064993	10
ESKV-RDE 20	10064978	10
ESKV-RDE 20	10064986	10
ESKV-RDE 20	10064994	10
ESKV-RDE 25	10064979	10
ESKV-RDE 25	10064987	10
ESKV-RDE 25	10064995	10
ESKV-RDE 32	10064980	10
ESKV-RDE 32	10064988	10
ESKV-RDE 32	10064996	10
ESKV-RDE 40	10064981	10
ESKV-RDE 40	10064989	10
ESKV-RDE 40	10064997	10
ESKV-RDE 50	10064982	10
ESKV-RDE 50	10064990	10
ESKV-RDE 50	10064998	10
ESKV-RDE 63	10064983	10
ESKV-RDE 63	10064991	10
ESKV-RDE 63	10064999	10
ESKV-SET 12	10066524	10
ESKV-SET 16	10066525	10
ESKV-SET 20	10066526	10

Index by Type

Type	WISKA-No.	Page
ESKV-SET 25	10066527	10
ESKV-SET 32	10066528	10
ESKV-SET 40	10066529	10
ESKV-SET 50	10066530	10
ESKV-SET 63	10066531	10
ESKVS 12	10060757	15
ESKVS 12	10061276	15
ESKVS 16	10060758	15
ESKVS 16	10061277	15
ESKVS 20	10060759	15
ESKVS 20	10061278	15
ESKVS 25	10060760	15
ESKVS 25	10061279	15
ESKVS 32	10060761	15
ESKVS 32	10061283	15
ESKVS-L 12	10061210	15
ESKVS-L 12	10061215	15
ESKVS-L 16	10061211	15
ESKVS-L 16	10061216	15
ESKVS-L 20	10061212	15
ESKVS-L 20	10061217	15
ESKVS-L 25	10061213	15
ESKVS-L 25	10061219	15
ESKVS-L 32	10061214	15
ESKVS-L 32	10061220	15
ESKVZ 12	10060722	16
ESKVZ 12	10061475	16
ESKVZ 16	10060723	16
ESKVZ 16	10061476	16
ESKVZ 20	10060724	16
ESKVZ 20	10061477	16
ESKVZ 25	10060725	16
ESKVZ 25	10061478	16
ESKVZ 32	10060727	16
ESKVZ 32	10061479	16
ESKVZ-L 12	10061465	16
ESKVZ-L 12	10061470	16
ESKVZ-L 16	10061466	16
ESKVZ-L 16	10061471	16
ESKVZ-L 20	10061467	16
ESKVZ-L 20	10061472	16
ESKVZ-L 25	10061468	16
ESKVZ-L 25	10061473	16
ESKVZ-L 32	10061469	16
ESKVZ-L 32	10061474	16
ESMKV 12	10062870	49
ESMKV 16	10062871	49
ESMKV 20	10062872	49
ESMKV 25	10062873	49
ESMKV 32	10062874	49
ESMKV 40	10062875	49
ESMKV 50	10062876	49
ESMKV 63	10062877	49
ESMKV-L 12	10062880	50
ESMKV-L 16	10062881	50
ESMKV-L 20	10062882	50
ESMKV-L 25	10062883	50
ESMKV-L 32	10062884	50
ESMKV-L 40	10062885	50
ESMKV-L 50	10062886	50
ESMKV-L 63	10062887	50
ESMU 12	10064188	78
ESMU 16	10064189	78
ESMU 20	10064190	78
ESMU 25	10064191	78
ESMU 32	10064192	78
ESMU 40	10064193	78
ESMU 50	10064194	78
ESMU 63	10064195	78
ESSKE 12	10069200	109

Type	WISKA-No.	Page
ESSKE 12 EMV-Z	10069216	111
ESSKE 12 LT	10065986	110
ESSKE 12 LT EMV-Z	10065978	112
ESSKE 16	10069201	109
ESSKE 16 EMV-Z	10069217	111
ESSKE 16 LT	10065987	110
ESSKE 16 LT EMV-Z	10065979	112
ESSKE 20	10069202	109
ESSKE 20 EMV-Z	10069218	111
ESSKE 20 LT	10065988	110
ESSKE 20 LT EMV-Z	10065980	112
ESSKE 25	10069203	109
ESSKE 25 EMV-Z	10069219	111
ESSKE 25 LT	10065989	110
ESSKE 25 LT EMV-Z	10065981	112
ESSKE 32	10069204	109
ESSKE 32 EMV-Z	10069220	111
ESSKE 32 LT	10065990	110
ESSKE 32 LT EMV-Z	10065982	112
ESSKE 40	10069205	109
ESSKE 40 EMV-Z	10069221	111
ESSKE 40 LT	10065991	110
ESSKE 40 LT EMV-Z	10065983	112
ESSKE 50	10069206	109
ESSKE 50 EMV-Z	10069222	111
ESSKE 50 LT	10065992	110
ESSKE 50 LT EMV-Z	10065984	112
ESSKE 63	10069207	109
ESSKE 63 EMV-Z	10069223	111
ESSKE 63 LT	10065993	110
ESSKE 63 LT EMV-Z	10065985	112
ESSKE-4 12	10069232	109
ESSKE-4 12 EMV-Z	10069248	111
ESSKE-4 12 LT	10065389	110
ESSKE-4 12 LT EMV-Z	10065358	112
ESSKE-4 16	10069233	109
ESSKE-4 16 EMV-Z	10069249	111
ESSKE-4 16 LT	10065390	110
ESSKE-4 16 LT EMV-Z	10065359	112
ESSKE-4 20	10069234	109
ESSKE-4 20 EMV-Z	10069250	111
ESSKE-4 20 LT	10065391	110
ESSKE-4 20 LT EMV-Z	10065360	112
ESSKE-4 25	10069235	109
ESSKE-4 25 EMV-Z	10069251	111
ESSKE-4 25 LT	10065392	110
ESSKE-4 25 LT EMV-Z	10065361	112
ESSKE-4 32	10069236	109
ESSKE-4 32 EMV-Z	10069252	111
ESSKE-4 32 LT	10065393	110
ESSKE-4 32 LT EMV-Z	10065362	112
ESSKE-4 40	10069237	109
ESSKE-4 40 EMV-Z	10069253	111
ESSKE-4 40 LT	10065394	110
ESSKE-4 40 LT EMV-Z	10065363	112
ESSKE-4 50	10069238	109
ESSKE-4 50 EMV-Z	10069254	111
ESSKE-4 50 LT	10065395	110
ESSKE-4 50 LT EMV-Z	10065364	112
ESSKE-4 63	10069239	109
ESSKE-4 63 EMV-Z	10069255	111
ESSKE-4 63 LT	10065396	110
ESSKE-4 63 LT EMV-Z	10065365	112
ESSKV 12	10069000	76
ESSKV 12 EMV-Z	10069016	86
ESSKV 12 LT	10065962	77
ESSKV 12 LT EMV-Z	10065954	87
ESSKV 16	10069001	76
ESSKV 16 EMV-Z	10069017	86
ESSKV 16 LT	10065963	77

Type	WISKA-No.	Page
ESSKV 16 LT EMV-Z	10065955	87
ESSKV 20	10069002	76
ESSKV 20 EMV-Z	10069018	86
ESSKV 20 LT	10065964	77
ESSKV 20 LT EMV-Z	10065956	87
ESSKV 25	10069003	76
ESSKV 25 EMV-Z	10069019	86
ESSKV 25 LT	10065965	77
ESSKV 25 LT EMV-Z	10065957	87
ESSKV 32	10069004	76
ESSKV 32 EMV-Z	10069020	86
ESSKV 32 LT	10065966	77
ESSKV 32 LT EMV-Z	10065958	87
ESSKV 40	10069005	76
ESSKV 40 EMV-Z	10069021	86
ESSKV 40 LT	10065967	77
ESSKV 40 LT EMV-Z	10065959	87
ESSKV 50	10069006	76
ESSKV 50 EMV-Z	10069022	86
ESSKV 50 LT	10065968	77
ESSKV 50 LT EMV-Z	10065960	87
ESSKV 63	10069007	76
ESSKV 63 EMV-Z	10069023	86
ESSKV 63 LT	10065969	77
ESSKV 63 LT EMV-Z	10065961	87
ESSKV-4 12	10069100	76
ESSKV-4 12 EMV-Z	10069116	86
ESSKV-4 12 LT	10065881	77
ESSKV-4 12 LT EMV-Z	10065873	87
ESSKV-4 16	10069101	76
ESSKV-4 16 EMV-Z	10069117	86
ESSKV-4 16 LT	10065882	77
ESSKV-4 16 LT EMV-Z	10065874	87
ESSKV-4 20	10069102	76
ESSKV-4 20 EMV-Z	10069118	86
ESSKV-4 20 LT	10065883	77
ESSKV-4 20 LT EMV-Z	10065875	87
ESSKV-4 25	10069103	76
ESSKV-4 25 EMV-Z	10069119	86
ESSKV-4 25 LT	10065884	77
ESSKV-4 25 LT EMV-Z	10065876	87
ESSKV-4 32	10069104	76
ESSKV-4 32 EMV-Z	10069120	86
ESSKV-4 32 LT	10065885	77
ESSKV-4 32 LT EMV-Z	10065877	87
ESSKV-4 40	10069105	76
ESSKV-4 40 EMV-Z	10069121	86
ESSKV-4 40 LT	10065886	77
ESSKV-4 40 LT EMV-Z	10065878	87
ESSKV-4 50	10069106	76
ESSKV-4 50 EMV-Z	10069122	86
ESSKV-4 50 LT	10065887	77
ESSKV-4 50 LT EMV-Z	10065879	87
ESSKV-4 63	10069107	76
ESSKV-4 63 EMV-Z	10069123	86
ESSKV-4 63 LT	10065888	77
ESSKV-4 63 LT EMV-Z	10065880	87
ESSVG 20	10069400	132
ESSVG 20 EMV-Z	10069406	134
ESSVG 25	10069401	132
ESSVG 25 EMV-Z	10069407	134
ESSVG 32	10069402	132
ESSVG 32 EMV-Z	10069408	134
ESSVG 40	10069403	132
ESSVG 40 EMV-Z	10069409	134
ESSVG 50	10069404	132
ESSVG 50 EMV-Z	10069410	134
ESSVG 63	10069405	132
ESSVG 63 EMV-Z	10069411	134
ESSVG-4 20	10069500	132

Type	WISKA-No.	Page
ESSVG-4 20 EMV-Z	10069506	134
ESSVG-4 25	10069501	132
ESSVG-4 25 EMV-Z	10069507	134
ESSVG-4 32	10069502	132
ESSVG-4 32 EMV-Z	10069508	134
ESSVG-4 40	10069503	132
ESSVG-4 40 EMV-Z	10069509	134
ESSVG-4 50	10069504	132
ESSVG-4 50 EMV-Z	10069510	134
ESSVG-4 63	10069505	132
ESSVG-4 63 EMV-Z	10069511	134
EST 16	10062551	32
EST 20	10062552	32
EST 25	10062553	32
EST 32	10062554	32
ESTS 12	10062450	153
ESTS 16	10062451	153
ESTS 20	10062452	153
ESTS 25	10062453	153
ESTS 32	10062454	153
ESTS 40	10062455	153
ESTS 50	10062456	153
ESTS 63	10062457	153
ESVG 20	10060974	130
ESVG 20	10060802	130
ESVG 25	10100666	130
ESVG 25	10100667	130
ESVG 32	10100801	130
ESVG 32	10100802	130
ESVG 40	10102471	130
ESVG 40	10102472	130
ESVS 12	10065460	79
ESVS 16	10065461	79
ESVS 20	10065462	79
ESVS 25	10065463	79
ESVS 32	10065464	79
ESVS 40	10065465	79
ESVS 50	10065466	79
ESVS 63	10065467	79
EVPS 12	10102369	135
EVPS 12	10102370	135
EVS 12	10062490	26
EVS 12	10062498	26
EVS 12	10064658	26
EVS 16	10062491	26
EVS 16	10062499	26
EVS 16	10064659	26
EVS 20	10062492	26
EVS 20	10062500	26
EVS 20	10064660	26
EVS 25	10062493	26
EVS 25	10062501	26
EVS 25	10064661	26
EVS 32	10062494	26
EVS 32	10062502	26
EVS 32	10064662	26
EVS 40	10062495	26
EVS 40	10062503	26
EVS 40	10064663	26
EVS 50	10062496	26
EVS 50	10062504	26
EVS 50	10064664	26
EVS 63	10062497	26
EVS 63	10062505	26
EVS 63	10064665	26
EVSF 12	10064666	25
EVSF 16	10064667	25
EVSF 20	10064668	25
EVSF 25	10064669	25
EVSF 32	10064670	25

POLYAMIDE
POLYAMIDE ACCESSORIES
MEMBRANE
BRASS
BRASS ACCESSORIES
MARITIME
STAINLESS STEEL
EMC
EX E / I
EX D
VENTING
BS 6121
SEALINGS, TOOLS
JUNCTION BOXES
TECHNICS
INDEX

Index by Type

Type	WISKA-No.	Page
EVSF 40	10064671	25
EVSF 50	10064672	25
EVSF 63	10064673	25
EVSG 12	10060624	23
EVSG 12	10062514	23
EVSG 12	10061830	23
EVSG 16	10060625	23
EVSG 16	10062515	23
EVSG 16	10061831	23
EVSG 20	10060626	23
EVSG 20	10062516	23
EVSG 20	10061832	23
EVSG 25	10060627	23
EVSG 25	10062517	23
EVSG 25	10061833	23
EVSG 32	10060628	23
EVSG 32	10062518	23
EVSG 32	10061834	23
EVSG 40	10060629	23
EVSG 40	10062519	23
EVSG 40	10061835	23
EVSG 50	10060630	23
EVSG 50	10062520	23
EVSG 50	10061836	23
EVSG 63	10060631	23
EVSG 63	10062521	23
EVSG 63	10061837	23
EVSG-ORD 12	10064634	24
EVSG-ORD 12	10064650	24
EVSG-ORD 12	10064642	24
EVSG-ORD 16	10064635	24
EVSG-ORD 16	10064651	24
EVSG-ORD 16	10064643	24
EVSG-ORD 20	10064636	24
EVSG-ORD 20	10064652	24
EVSG-ORD 20	10064644	24
EVSG-ORD 25	10064637	24
EVSG-ORD 25	10064653	24
EVSG-ORD 25	10064645	24
EVSG-ORD 32	10064638	24
EVSG-ORD 32	10064654	24
EVSG-ORD 32	10064646	24
EVSG-ORD 40	10064639	24
EVSG-ORD 40	10064655	24
EVSG-ORD 40	10064647	24
EVSG-ORD 50	10064640	24
EVSG-ORD 50	10064656	24
EVSG-ORD 50	10064648	24
EVSG-ORD 63	10064641	24
EVSG-ORD 63	10064657	24
EVSG-ORD 63	10064649	24
EWI90 12	10064682	32
EWI90 12	10064692	32
EWI90 12	10064687	32
EWI90 16	10064683	32
EWI90 16	10064693	32
EWI90 16	10064688	32
EWI90 20	10064684	32
EWI90 20	10064694	32
EWI90 20	10064689	32
EWI90 25	10064685	32
EWI90 25	10064695	32
EWI90 25	10064690	32
EWI90 32	10064686	32
EWI90 32	10064696	32
EWI90 32	10064691	32
EX-APM 11/16	10064753	116
EX-APM 11/20	10064754	116
EX-APM 11/25	10064755	116
EX-APM 13,5/16	10064756	116

Type	WISKA-No.	Page
EX-APM 13,5/20	10064757	116
EX-APM 13,5/25	10064758	116
EX-APM 16/20	10064759	116
EX-APM 16/25	10064760	116
EX-APM 16/32	10064761	116
EX-APM 21/20	10064762	116
EX-APM 21/25	10064763	116
EX-APM 21/32	10064764	116
EX-APM 21/40	10064765	116
EX-APM 29/20	10064766	116
EX-APM 29/25	10064767	116
EX-APM 29/32	10064768	116
EX-APM 29/40	10064769	116
EX-APM 29/50	10064770	116
EX-APM 36/20	10064771	116
EX-APM 36/25	10064772	116
EX-APM 36/32	10064773	116
EX-APM 36/40	10064774	116
EX-APM 36/50	10064775	116
EX-APM 36/63	10064776	116
EX-APM 42/20	10064777	116
EX-APM 42/25	10064778	116
EX-APM 42/32	10064779	116
EX-APM 42/40	10064780	116
EX-APM 42/50	10064781	116
EX-APM 42/63	10064782	116
EX-APM 48/20	10064783	117
EX-APM 48/25	10064784	117
EX-APM 48/32	10064785	117
EX-APM 48/40	10064786	117
EX-APM 48/50	10064787	117
EX-APM 48/63	10064788	117
EX-APM 7/12	10064748	116
EX-APM 7/16	10064749	116
EX-APM 9/12	10064750	116
EX-APM 9/16	10064751	116
EX-APM 9/20	10064752	116
EX-EMVS 12	10065331	117
EX-EMVS 16	10065332	117
EX-EMVS 20	10065333	117
EX-EMVS 25	10065334	117
EX-EMVS 32	10065335	117
EX-EMVS 40	10065336	117
EX-EMVS 50	10065337	117
EX-EMVS 63	10065338	117
EX-EVSG 12	10065300	113
EX-EVSG 16	10065301	113
EX-EVSG 20	10065302	113
EX-EVSG 25	10065303	113
EX-EVSG 32	10065304	113
EX-EVSG 40	10065305	113
EX-EVSG 50	10065306	113
EX-EVSG 63	10065307	113
EX-EVSG 75	10065308	113
EX-KEM 12/16	10064741	114
EX-KEM 16/20	10064742	114
EX-KEM 20/25	10064743	114
EX-KEM 25/32	10064744	114
EX-KEM 32/40	10064745	114
EX-KEM 40/50	10064746	114
EX-KEM 50/63	10064747	114
EX-KRM 16/12	10064720	115
EX-KRM 20/12	10064721	115
EX-KRM 20/16	10064722	115
EX-KRM 25/12	10064723	115
EX-KRM 25/16	10064724	115
EX-KRM 25/20	10064725	115
EX-KRM 32/16	10064726	115
EX-KRM 32/20	10064727	115
EX-KRM 32/25	10064728	115

Type	WISKA-No.	Page
EX-KRM 40/20	10064729	115
EX-KRM 40/25	10064730	115
EX-KRM 40/32	10064731	115
EX-KRM 50/20	10064732	115
EX-KRM 50/25	10064733	115
EX-KRM 50/32	10064734	115
EX-KRM 50/40	10064735	115
EX-KRM 63/20	10064736	115
EX-KRM 63/25	10064737	115
EX-KRM 63/32	10064738	115
EX-KRM 63/40	10064739	115
EX-KRM 63/50	10064740	115
EX-KVM-18-W-08	10030000	108
EX-KVM-18-W-10	10030001	108
EX-KVM-18-Z-08	10030002	107
EX-KVM-18-Z-10	10030003	107
EX-KVM-20-W-08	10030004	108
EX-KVM-20-W-10	10030005	108
EX-KVM-20-Z-08	10030006	107
EX-KVM-20-Z-10	10030007	107
EX-KVM-24-W-08	10030008	108
EX-KVM-24-W-10	10030009	108
EX-KVM-24-W-12	10030010	108
EX-KVM-24-W-14	10030011	108
EX-KVM-24-W-16	10030012	108
EX-KVM-24-W-17	10030013	108
EX-KVM-24-Z-08	10030014	107
EX-KVM-24-Z-10	10030015	107
EX-KVM-24-Z-12	10030016	107
EX-KVM-24-Z-14	10030017	107
EX-KVM-24-Z-16	10030018	107
EX-KVM-24-Z-17	10030019	107
EX-KVM-25-W-08	10030020	108
EX-KVM-25-W-10	10030021	108
EX-KVM-25-W-12	10030022	108
EX-KVM-25-W-14	10030023	108
EX-KVM-25-W-16	10030024	108
EX-KVM-25-W-17	10030025	108
EX-KVM-25-Z-08	10030026	107
EX-KVM-25-Z-10	10030027	107
EX-KVM-25-Z-12	10030028	107
EX-KVM-25-Z-14	10030029	107
EX-KVM-25-Z-16	10030030	107
EX-KVM-25-Z-17	10030031	107
EX-KVM-30-W-18	10030032	108
EX-KVM-30-W-20	10030033	108
EX-KVM-30-Z-18	10030034	107
EX-KVM-30-Z-20	10030035	107
EX-KVM-32-W-18	10030036	108
EX-KVM-32-W-20	10030037	108
EX-KVM-32-Z-18	10030038	107
EX-KVM-32-Z-20	10030039	107
EX-VSM 18	10030200	118
EX-VSM 20	10030201	118
EX-VSM 24	10030202	118
EX-VSM 25	10030203	118
EX-VSM 30	10030204	118
EX-VSM 32	10030205	118
FD 12	50062770	38
FD 12	50062891	38
FD 16	50062771	38
FD 16	50062892	38
FD 20	50062772	38
FD 20	50062893	38
FD 25	50062773	38
FD 25	50062894	38
FD 32	50062774	38
FD 32	50062895	38
FD 40	50062775	38
FD 40	50062896	38

Type	WISKA-No.	Page
FD 50	50062776	38
FD 50	50062897	38
FFD 20/01/510	10064322	151
FFD 20/01/713	10101192	151
FFD 25/01/816	10103326	151
GFD 20/01/015	10064328	151
GFD 20/01/060	10102297	151
GFD 25/01/050	10101019	151
GFD 25/01/060	10066632	151
GFD 32/01/045-01/085	10101145	151
GFD 32/01/073	10102359	151
GFD 50/01/080	10101020	151
GFD 63/01/090	10101536	151
GFD 63/02/065-01/090	10101224	151
GFD 63/03/065	10101200	151
GM 105*	50011427	70
GM 105*	10011708	70
GM 16	50013662	70
GM 16	10011606	70
GM 16	10014237	70
GM 18	50011419	70
GM 18	10012963	70
GM 18	10011533	70
GM 24	50011420	70
GM 24	10013175	70
GM 24	10011532	70
GM 30	50011421	70
GM 30	10012814	70
GM 30	10011531	70
GM 36	50011422	70
GM 36	10012815	70
GM 36	10011530	70
GM 45	50011423	70
GM 45	10011559	70
GM 45	10011529	70
GM 56	50011424	70
GM 56	10011557	70
GM 56	10011528	70
GM 72	50011425	70
GM 72	30070555	70
GM 72	10012075	70
GM 80*	50011426	70
GM 80*	10014199	70
GM 80*	10011858	70
HGSM 12 FD Pack	10103623	75
HGSM 12-E Pack	10101853	75
HGSM 16 FD Pack	10103624	75
HGSM 16-E Pack	10101854	75
HGSM 20 FD Pack	10103625	75
HGSM 20-E Pack	10101855	75
HGSM 25 FD Pack	10103626	75
HGSM 25-E Pack	10101856	75
HGSM 32 FD Pack	10103627	75
HGSM 32-E Pack	10101857	75
HGSM 40 FD Pack	10103628	75
HGSM 40-E Pack	10101858	75
HGSM 50 FD Pack	10103629	75
HGSM 50-E Pack	10101859	75
HGSM 63 FD Pack	10103630	75
HGSM 63-E Pack	10101860	75
KA 14/5	10060551	169
KA 14/empty	10060550	169
KA 16/5	10060555	170
KA 16/empty	10060554	170
KEM 12/16	10063570	27
KEM 16/20	10063571	27
KEM 20/25	10063572	27
KEM 25/32	10063573	27
KEM 32/40	10063574	27
KEM 40/50	10063575	27

POLYAMIDE
POLYAMIDE ACCESSORIES
MEMBRANE
BRASS
BRASS ACCESSORIES
MARITIME
STAINLESS STEEL
EMC
EX E / I
EX D
VENTING
BS 6121
SEALINGS, TOOLS
JUNCTION BOXES
TECHNICS
INDEX

Index by Type

Type	WISKA-No.	Page
KEM 50/63	10063576	27
KEP 11/13,5	10063597	27
KEP 13,5/16	10063598	27
KEP 16/21	10063599	27
KEP 21/29	10063600	27
KEP 29/36	10063601	27
KEP 36/42	10063602	27
KEP 42/48	10063603	27
KEP 7/9	10063595	27
KEP 9/11	10063596	27
KRM 16/12	10063577	28
KRM 20/12	10063578	28
KRM 20/16	10063579	28
KRM 25/12	10063580	28
KRM 25/16	10063581	28
KRM 25/20	10063582	28
KRM 32/16	10063583	28
KRM 32/20	10063584	28
KRM 32/25	10063585	28
KRM 40/20	10063586	28
KRM 40/25	10063587	28
KRM 40/32	10063588	28
KRM 50/25	10063589	28
KRM 50/32	10063590	28
KRM 50/40	10063591	28
KRM 63/32	10063592	28
KRM 63/40	10063593	28
KRM 63/50	10063594	28
KRP 11/7	10063605	29
KRP 11/9	10063606	29
KRP 13,5/11	10063609	29
KRP 13,5/7	10063607	29
KRP 13,5/9	10063608	29
KRP 16/11	10063611	29
KRP 16/13,5	10063612	29
KRP 16/9	10063610	29
KRP 21/11	10063613	29
KRP 21/13,5	10063614	29
KRP 21/16	10063615	29
KRP 29/13,5	10063616	29
KRP 29/16	10063617	29
KRP 29/21	10063618	29
KRP 36/16	10063619	29
KRP 36/21	10063620	29
KRP 36/29	10063621	29
KRP 42/21	10063622	29
KRP 42/29	10063623	29
KRP 42/36	10063624	29
KRP 48/29	10063625	29
KRP 48/36	10063626	29
KRP 48/42	10063627	29
KRP 9/7	10063604	29
KVG 11	10060143	18
KVG 13,5	10060144	18
KVG 16	10060145	18
KVG 21	10060146	18
KVG 29	10060147	18
KVG 36	10060148	18
KVG 42	10060149	18
KVG 48	10060150	18
KVG 7	10060141	18
KVG 9	10060142	18
KVM 105-W70*	10010890	64
KVM 105-W70*	10014607	64
KVM 105-W70*	10014608	64
KVM 105-W75	10010891	64
KVM 105-W75*	10016207	64
KVM 105-W75*	10014610	64
KVM 105-W80*	10010892	64
KVM 105-W80*	10016208	64

Type	WISKA-No.	Page
KVM 105-W80*	10014612	64
KVM 105-Z70*	10010859	63
KVM 105-Z70*	10014553	63
KVM 105-Z70*	10014548	63
KVM 105-Z75*	10010860	63
KVM 105-Z75*	10014554	63
KVM 105-Z75*	10014549	63
KVM 18-W10	10010863	64
KVM 18-W10	10014563	64
KVM 18-W10	10014564	64
KVM 18-W8	10010862	64
KVM 18-W8	10014561	64
KVM 18-W8	10014562	64
KVM 18-Z10	10010835	63
KVM 18-Z10	10010384	63
KVM 18-Z10	10014481	63
KVM 18-Z8	10010833	63
KVM 18-Z8	10013118	63
KVM 18-Z8	10014478	63
KVM 24-W10A	10010865	64
KVM 24-W10A	10013483	64
KVM 24-W10A	10014567	64
KVM 24-W12	10010866	64
KVM 24-W12	10014212	64
KVM 24-W12	10014568	64
KVM 24-W14	10010867	64
KVM 24-W14	10012933	64
KVM 24-W14	10014569	64
KVM 24-W16	10010868	64
KVM 24-W16	10014570	64
KVM 24-W16	10014571	64
KVM 24-W17	10010869	64
KVM 24-W17	10014572	64
KVM 24-W17	10014573	64
KVM 24-W8A	10010864	64
KVM 24-W8A	10014565	64
KVM 24-W8A	10014566	64
KVM 24-Z10A	10010837	63
KVM 24-Z10A	10014484	63
KVM 24-Z10A	10014157	63
KVM 24-Z12	10010839	63
KVM 24-Z12	10012807	63
KVM 24-Z12	10014486	63
KVM 24-Z14	10010840	63
KVM 24-Z14	10012812	63
KVM 24-Z14	10014392	63
KVM 24-Z16	10010841	63
KVM 24-Z16	10014488	63
KVM 24-Z16	10014487	63
KVM 24-Z17	10010842	63
KVM 24-Z17	10014490	63
KVM 24-Z17	10014489	63
KVM 24-Z8A	10010836	63
KVM 24-Z8A	10014480	63
KVM 24-Z8A	10014482	63
KVM 30-W18	10010871	64
KVM 30-W18	10014576	64
KVM 30-W18	10014577	64
KVM 30-W20	10010872	64
KVM 30-W20	10014578	64
KVM 30-W20	10014470	64
KVM 30-Z18	10010843	63
KVM 30-Z18	10013310	63
KVM 30-Z18	10014183	63
KVM 30-Z20	10010844	63
KVM 30-Z20	10013420	63
KVM 30-Z20	10014341	63
KVM 36-W22	10010875	64
KVM 36-W22	10014582	64
KVM 36-W22	10014583	64

Type	WISKA-No.	Page
KVM 36-W24	10010876	64
KVM 36-W24	10014584	64
KVM 36-W24	10014585	64
KVM 36-W26	10010877	64
KVM 36-W26	10013069	64
KVM 36-W26	10014586	64
KVM 36-Z22	10010846	63
KVM 36-Z22	10013311	63
KVM 36-Z22	10014493	63
KVM 36-Z24	10010847	63
KVM 36-Z24	10014494	63
KVM 36-Z24	10014184	63
KVM 36-Z26	10010848	63
KVM 36-Z26	10014496	63
KVM 36-Z26	10014495	63
KVM 45-W28	10010878	64
KVM 45-W28	10012299	64
KVM 45-W28	10014587	64
KVM 45-W30	10010879	64
KVM 45-W30	10014588	64
KVM 45-W32	10010880	64
KVM 45-W32	10014590	64
KVM 45-W32	10014591	64
KVM 45-Z28	10010849	63
KVM 45-Z28	10014498	63
KVM 45-Z28	10014497	63
KVM 45-Z30	10010850	63
KVM 45-Z30	10014499	63
KVM 45-Z30	10014342	63
KVM 45-Z32	10010851	63
KVM 45-Z32	10013322	63
KVM 45-Z32	10014500	63
KVM 56-W35	10010881	64
KVM 56-W35	10014592	64
KVM 56-W35	10014593	64
KVM 56-W38	10010882	64
KVM 56-W38	10014594	64
KVM 56-W38	10014595	64
KVM 56-W41	10010883	64
KVM 56-W41	10014596	64
KVM 56-W41	10014597	64
KVM 56-Z35	10010852	63
KVM 56-Z35	10014542	63
KVM 56-Z35	10014541	63
KVM 56-Z38	10010853	63
KVM 56-Z38	10013301	63
KVM 56-Z38	10014540	63
KVM 56-Z41	10010854	63
KVM 56-Z41	10013323	63
KVM 56-Z41	10014543	63
KVM 72-W44	10010884	64
KVM 72-W44	10014598	64
KVM 72-W44	10014599	64
KVM 72-W48	10010885	64
KVM 72-W48	10014600	64
KVM 72-W48	10014601	64
KVM 72-W52	10010886	64
KVM 72-W52	10014602	64
KVM 72-W52	10014603	64
KVM 72-W56	10010887	64
KVM 72-W56	10014311	64
KVM 72-W56	10014604	64
KVM 72-Z44	10010855	63
KVM 72-Z44	10014550	63
KVM 72-Z44	10014544	63
KVM 72-Z48	10010856	63
KVM 72-Z48	10013302	63
KVM 72-Z48	10014545	63
KVM 72-Z52	10010857	63
KVM 72-Z52	10014551	63

Type	WISKA-No.	Page
KVM 72-Z52	10014546	63
KVM 80-W61*	10016453	64
KVM 80-W61*	10016454	64
KVM 80-W61*	10016455	64
KVM 80-W64*	10010888	64
KVM 80-W64*	10014605	64
KVM 80-W64*	10014606	64
KVM 80-Z61*	10016543	63
KVM 80-Z61*	10101672	63
KVM 80-Z61*	10016581	63
KVM 80-Z64*	10010858	63
KVM 80-Z64*	10014552	63
KVM 80-Z64*	10014547	63
KVMS 105-W70*	10016894	66
KVMS 105-W70*	10016722	66
KVMS 105-W70*	10016970	66
KVMS 105-W75*	10016895	66
KVMS 105-W75*	10016723	66
KVMS 105-W75*	10016971	66
KVMS 105-W80*	10016896	66
KVMS 105-W80*	10016724	66
KVMS 105-W80*	10016972	66
KVMS 105-Z70*	10016863	65
KVMS 105-Z70*	10016748	65
KVMS 105-Z70*	10016944	65
KVMS 105-Z75*	10016864	65
KVMS 105-Z75*	10016749	65
KVMS 105-Z75*	10016945	65
KVMS 18-W10	10016871	66
KVMS 18-W10	10016699	66
KVMS 18-W10	10016947	66
KVMS 18-W8	10016870	66
KVMS 18-W8	10016698	66
KVMS 18-W8	10016946	66
KVMS 18-Z10	10016841	65
KVMS 18-Z10	10016726	65
KVMS 18-Z10	10016920	65
KVMS 18-Z8	10016840	65
KVMS 18-Z8	10016725	65
KVMS 18-Z8	10016919	65
KVMS 24-W10A	10016873	66
KVMS 24-W10A	10016701	66
KVMS 24-W10A	10016949	66
KVMS 24-W12	10016874	66
KVMS 24-W12	10016702	66
KVMS 24-W12	10016950	66
KVMS 24-W14	10016875	66
KVMS 24-W14	10016703	66
KVMS 24-W14	10016951	66
KVMS 24-W16	10016876	66
KVMS 24-W16	10016704	66
KVMS 24-W16	10016952	66
KVMS 24-W17	10016877	66
KVMS 24-W17	10016705	66
KVMS 24-W17	10016953	66
KVMS 24-W8A	10016872	66
KVMS 24-W8A	10016700	66
KVMS 24-W8A	10016948	66
KVMS 24-Z10A	10016843	65
KVMS 24-Z10A	10016728	65
KVMS 24-Z10A	10016922	65
KVMS 24-Z12	10016844	65
KVMS 24-Z12	10016729	65
KVMS 24-Z12	10016923	65
KVMS 24-Z14	10016845	65
KVMS 24-Z14	10016730	65
KVMS 24-Z14	10016924	65
KVMS 24-Z16	10016846	65
KVMS 24-Z16	10016731	65
KVMS 24-Z16	10016925	65

POLYAMIDE
POLYAMIDE ACCESSORIES
MEMBRANE
BRASS
BRASS ACCESSORIES
MARITIME
STAINLESS STEEL
EMC
EX E / I
EX D
VENTING
BS 6121
SEALINGS, TOOLS
JUNCTION BOXES
TECHNICS
INDEX

Index by Type

Type	WISKA-No.	Page
KVMS 24-Z17	10016847	65
KVMS 24-Z17	10016732	65
KVMS 24-Z17	10016927	65
KVMS 24-Z8A	10016842	65
KVMS 24-Z8A	10016727	65
KVMS 24-Z8A	10016921	65
KVMS 30-W18	10016878	66
KVMS 30-W18	10016706	66
KVMS 30-W18	10016954	66
KVMS 30-W20	10016879	66
KVMS 30-W20	10016707	66
KVMS 30-W20	10016955	66
KVMS 30-Z18	10016848	65
KVMS 30-Z18	10016733	65
KVMS 30-Z18	10016928	65
KVMS 30-Z20	10016849	65
KVMS 30-Z20	10016734	65
KVMS 30-Z20	10016929	65
KVMS 36-W22	10016880	66
KVMS 36-W22	10016708	66
KVMS 36-W22	10016956	66
KVMS 36-W24	10016881	66
KVMS 36-W24	10016709	66
KVMS 36-W24	10016957	66
KVMS 36-W26	10016882	66
KVMS 36-W26	10016710	66
KVMS 36-W26	10016958	66
KVMS 36-Z22	10016850	65
KVMS 36-Z22	10016735	65
KVMS 36-Z22	10016930	65
KVMS 36-Z24	10016851	65
KVMS 36-Z24	10016736	65
KVMS 36-Z24	10016931	65
KVMS 36-Z26	10016852	65
KVMS 36-Z26	10016737	65
KVMS 36-Z26	10016932	65
KVMS 45-W28	10016883	66
KVMS 45-W28	10016711	66
KVMS 45-W28	10016959	66
KVMS 45-W30	10016884	66
KVMS 45-W30	10016712	66
KVMS 45-W30	10016960	66
KVMS 45-W32	10016885	66
KVMS 45-W32	10016713	66
KVMS 45-W32	10016961	66
KVMS 45-Z28	10016853	65
KVMS 45-Z28	10016738	65
KVMS 45-Z28	10016933	65
KVMS 45-Z30	10016854	65
KVMS 45-Z30	10016739	65
KVMS 45-Z30	10016934	65
KVMS 45-Z32	10016855	65
KVMS 45-Z32	10016740	65
KVMS 45-Z32	10016935	65
KVMS 56-W35	10016886	66
KVMS 56-W35	10016714	66
KVMS 56-W35	10016962	66
KVMS 56-W38	10016887	66
KVMS 56-W38	10016715	66
KVMS 56-W38	10016963	66
KVMS 56-W41	10016888	66
KVMS 56-W41	10016716	66
KVMS 56-W41	10016964	66
KVMS 56-Z35	10016856	65
KVMS 56-Z35	10016741	65
KVMS 56-Z35	10016936	65
KVMS 56-Z38	10016857	65
KVMS 56-Z38	10016742	65
KVMS 56-Z38	10016937	65
KVMS 56-Z41	10016858	65

Type	WISKA-No.	Page
KVMS 56-Z41	10016743	65
KVMS 56-Z41	10016938	65
KVMS 72-W44	10016889	66
KVMS 72-W44	10016717	66
KVMS 72-W44	10016965	66
KVMS 72-W48	10016890	66
KVMS 72-W48	10016718	66
KVMS 72-W48	10016966	66
KVMS 72-W52	10016891	66
KVMS 72-W52	10016719	66
KVMS 72-W52	10016967	66
KVMS 72-W56	10016892	66
KVMS 72-W56	10016720	66
KVMS 72-W56	10016968	66
KVMS 72-Z44	10016859	65
KVMS 72-Z44	10016744	65
KVMS 72-Z44	10016939	65
KVMS 72-Z48	10016860	65
KVMS 72-Z48	10016745	65
KVMS 72-Z48	10016940	65
KVMS 72-Z52	10016861	65
KVMS 72-Z52	10016746	65
KVMS 72-Z52	10016942	65
KVMS 80-W61*	10016450	66
KVMS 80-W61*	10016451	66
KVMS 80-W61*	10016452	66
KVMS 80-W64*	10016893	66
KVMS 80-W64*	10016721	66
KVMS 80-W64*	10016969	66
KVMS 80-Z64*	10016862	65
KVMS 80-Z64*	10016747	65
KVMS 80-Z64*	10016943	65
MEM 12/16	10063953	56
MEM 16/20	10063954	56
MEM 20/25	10063955	56
MEM 25/32	10063956	56
MEM 32/40	10063957	56
MEM 40/50	10063958	56
MEM 50/63	10063959	56
MEP 11 - 13,5	10062194	56
MEP 11 - 16	10062195	56
MEP 11 - 21	10062196	56
MEP 13,5 - 16	10062197	56
MEP 13,5 - 21	10062198	56
MEP 16 - 21	10062199	56
MEP 16 - 29	10062200	56
MEP 21 - 29	10062201	56
MEP 29 - 36	10062202	56
MEP 36 - 42	10062203	56
MEP 42 - 48	10062204	56
MEP 7 - 9	10062191	56
MEP 9 - 11	10062192	56
MEP 9 - 13,5	10062193	56
MFD 12/02/020	10100525	150
MFD 12/04/020	10064392	150
MFD 16/02/040	10064393	150
MFD 16/03/021	10101014	150
MFD 20/02/050	10101015	150
MFD 20/02/060	10064395	150
MFD 20/02/065	10060953	150
MFD 20/03/040	10064341	150
MFD 20/3/045	10102306	150
MFD 25/01/065	10060954	150
MFD 25/01/090	10101016	150
MFD 25/01/105-01/055	10101255	150
MFD 25/02/060	10060452	150
MFD 25/02/070	10063995	150
MFD 25/02/080	10060952	150
MFD 25/03/070	10064342	150
MFD 25/04/060	10064343	150

Type	WISKA-No.	Page
MFD 25/05/056	10102023	150
MFD 32/01/115-01/085	10101256	150
MFD 32/03/065	10102169	150
MFD 32/03/080	10101018	150
MFD 32/03/090	10102170	150
MFD 32/04/070	10064344	150
MFD 32/04/080	10064950	150
MFD 32/05/070	10101140	150
MFD 32/06/060	10064345	150
MFD 40/03/125	10102054	150
MFD 40/04/100	10101017	150
MFD 40/06/090	10102172	150
MFD 40/07/070	10064348	150
MFD 40/07/080	10064347	150
MFD 40/08/060	10064346	150
MFD 40/09/069	10101427	150
MFD 40/6/065	10102171	150
MFD 50/09/080	10064394	150
MFD 50/25/050	10063102	150
MFD 63/01/131-01/118-03/084-02	10101114	150
MFD 63/02/065-01/090	10101223	150
MFD 63/03/065	10101201	150
MMSKV 16	10065101	62
MMSKV 16	10065108	62
MMSKV 16	10065115	62
MMSKV 16 EMV-Z	10065122	62
MMSKV 16 EMV-Z	10065129	62
MMSKV 16 EMV-Z	10065136	62
MMSKV 18	10065102	62
MMSKV 18	10065109	62
MMSKV 18	10065116	62
MMSKV 18 EMV-Z	10065123	62
MMSKV 18 EMV-Z	10065130	62
MMSKV 18 EMV-Z	10065137	62
MMSKV 24	10065103	62
MMSKV 24	10065110	62
MMSKV 24	10065117	62
MMSKV 24 EMV-Z	10065124	62
MMSKV 24 EMV-Z	10065131	62
MMSKV 24 EMV-Z	10065138	62
MMSKV 30	10065104	62
MMSKV 30	10065111	62
MMSKV 30	10065118	62
MMSKV 30 EMV-Z	10065125	62
MMSKV 30 EMV-Z	10065132	62
MMSKV 30 EMV-Z	10065139	62
MMSKV 36	10065105	62
MMSKV 36	10065112	62
MMSKV 36	10065119	62
MMSKV 36 EMV-Z	10065126	62
MMSKV 36 EMV-Z	10065133	62
MMSKV 36 EMV-Z	10065140	62
MMSKV 45	10065106	62
MMSKV 45	10065113	62
MMSKV 45	10065120	62
MMSKV 45 EMV-Z	10065127	62
MMSKV 45 EMV-Z	10065134	62
MMSKV 45 EMV-Z	10065141	62
MMSKV 56	10065107	62
MMSKV 56	10065114	62
MMSKV 56	10065121	62
MMSKV 56 EMV-Z	10065128	62
MMSKV 56 EMV-Z	10065135	62
MMSKV 56 EMV-Z	10065142	62
MMU 11	10062143	53
MMU 13,5	10062144	53
MMU 16	10062145	53
MMU 21	10062146	53
MMU 29	10062147	53
MMU 36	10062148	53

Type	WISKA-No.	Page
MMU 42	10062149	53
MMU 48	10062150	53
MMU 7	10062141	53
MMU 9	10062142	53
MMU-EMV 11	10063220	90
MMU-EMV 13,5	10063221	90
MMU-EMV 16	10063222	90
MMU-EMV 21	10063223	90
MMU-EMV 29	10063224	90
MMU-EMV 36	10063225	90
MMU-EMV 42	10063226	90
MMU-EMV 48	10063227	90
MMU-EMV 7	10063218	90
MMU-EMV 9	10063219	90
MN 11	10060749	20
MN 13,5	10060750	20
MN 16	10060751	20
MN 21	10060752	20
MN 29	10060753	20
MN 36	10060754	20
MN 42	10060755	20
MN 48	10060756	20
MN 9	10060748	20
MRM 16/12	10063940	57
MRM 20/12	10063941	57
MRM 20/16	10063942	57
MRM 25/16	10063943	57
MRM 25/20	10063944	57
MRM 32/20	10063945	57
MRM 32/25	10063946	57
MRM 40/25	10063947	57
MRM 40/32	10063948	57
MRM 50/32	10063949	57
MRM 50/40	10063950	57
MRM 63/40	10063951	57
MRM 63/50	10063952	57
MRP 11 - 7	10062162	58
MRP 11 - 9	10062163	58
MRP 13,5 - 11	10062166	58
MRP 13,5 - 7	10062164	58
MRP 13,5 - 9	10062165	58
MRP 16 - 11	10062169	58
MRP 16 - 13,5	10062170	58
MRP 16 - 7	10062167	58
MRP 16 - 9	10062168	58
MRP 21 - 11	10062171	58
MRP 21 - 13,5	10062172	58
MRP 21 - 16	10062173	58
MRP 29 - 13,5	10062174	58
MRP 29 - 16	10062175	58
MRP 29 - 21	10062176	58
MRP 36 - 21	10062177	58
MRP 36 - 29	10062178	58
MRP 42 - 29	10062179	58
MRP 42 - 36	10062180	58
MRP 48 - 36	10062181	58
MRP 48 - 42	10062182	58
MRP 9 - 7	10062161	58
MSKV 11	10062283	44
MSKV 13,5	10062284	44
MSKV 16	10062285	44
MSKV 21	10062286	44
MSKV 29	10062287	44
MSKV 36	10062288	44
MSKV 42	10062289	44
MSKV 48	10062290	44
MSKV 7	10062281	44
MSKV 9	10062282	44
MUG 11	10060672	21
MUG 11	10060682	21

Index by Type

Type	WISKA-No.	Page
MUG 13,5	10060673	21
MUG 13,5	10060683	21
MUG 16	10060674	21
MUG 16	10060684	21
MUG 21	10060675	21
MUG 21	10060685	21
MUG 29	10060676	21
MUG 29	10060686	21
MUG 36	10060677	21
MUG 36	10060687	21
MUG 42	10060678	21
MUG 42	10060688	21
MUG 48	10060679	21
MUG 48	10060689	21
MUG 7	10060670	21
MUG 7	10060680	21
MUG 9	10060671	21
MUG 9	10060681	21
MVS 11	10062153	54
MVS 13,5	10062154	54
MVS 16	10062155	54
MVS 21	10062156	54
MVS 29	10062157	54
MVS 36	10062158	54
MVS 42	10062159	54
MVS 48	10062160	54
MVS 7	10062151	54
MVS 9	10062152	54
NMMU 1	10100976	53
NMMU 1 1/2	10100978	53
NMMU 1 1/4	10100977	53
NMMU 1/2	10100974	53
NMMU 1/4	10100972	53
NMMU 2	10100979	53
NMMU 3/4	10100975	53
NMMU 3/8	10100973	53
NMSKE 1	10101086	102
NMSKE 1 1/2	10101088	102
NMSKE 1 1/2 EMV-Z	10063061	105
NMSKE 1 1/4	10101087	102
NMSKE 1 1/4 EMV-Z	10063060	105
NMSKE 1 EMV-Z	10063059	105
NMSKE 1/2	10101084	102
NMSKE 1/2 EMV-Z	10063057	105
NMSKE 1/4	10101082	102
NMSKE 1/4 EMV-Z	10063055	105
NMSKE 2	10101089	102
NMSKE 2 EMV-Z	10063062	105
NMSKE 3/4	10101085	102
NMSKE 3/4 EMV-Z	10063058	105
NMSKE 3/8	10101083	102
NMSKE 3/8 EMV-Z	10063056	105
NMSKV 1	10065484	45
NMSKV 1 1/2	10065486	45
NMSKV 1 1/2 EMV-Z	10065494	88
NMSKV 1 1/4	10065485	45
NMSKV 1 1/4 EMV-Z	10065493	88
NMSKV 1 EMV-Z	10065492	88
NMSKV 1/2	10065482	45
NMSKV 1/2 EMV-Z	10065490	88
NMSKV 1/4	10065480	45
NMSKV 1/4 EMV-Z	10065488	88
NMSKV 2	10065487	45
NMSKV 2 EMV-Z	10065495	88
NMSKV 3/4	10065483	45
NMSKV 3/4 EMV-Z	10065491	88
NMSKV 3/8	10065481	45
NMSKV 3/8 EMV-Z	10065489	88
NSKV 1	10062659	13
NSKV 1	10061041	13

Type	WISKA-No.	Page
NSKV 1 1/2	10062732	13
NSKV 1 1/2	10061501	13
NSKV 1 1/2 LT	10061972	14
NSKV 1 1/2 LT	10061953	14
NSKV 1 1/4	10062731	13
NSKV 1 1/4	10061492	13
NSKV 1 1/4 LT	10061952	14
NSKV 1 1/4 LT	10061910	14
NSKV 1 LT	10061909	14
NSKV 1 LT	10061862	14
NSKV 1/2	10062657	13
NSKV 1/2	10061906	13
NSKV 1/2 LT	10061861	14
NSKV 1/2 LT	10061514	14
NSKV 1/4	10062655	13
NSKV 1/4	10061854	13
NSKV 1/4 LT	10061513	14
NSKV 1/4 LT	10061495	14
NSKV 2	10062736	13
NSKV 2	10061511	13
NSKV 2 LT	10061435	14
NSKV 2 LT	10061496	14
NSKV 3/4	10062658	13
NSKV 3/4	10061918	13
NSKV 3/4 LT	10061870	14
NSKV 3/4 LT	10061745	14
NSKV 3/8	10062656	13
NSKV 3/8	10061867	13
NSKV 3/8 LT	10061694	14
NSKV 3/8 LT	10061505	14
ORD-E 12	10064697	154
ORD-E 16	10064698	154
ORD-E 20	10064699	154
ORD-E 25	10064700	154
ORD-E 32	10064701	154
ORD-E 40	10064702	154
ORD-E 50	10064703	154
ORD-E 63	10064704	154
ORD-E 75	10101765	154
ORD-S 12	10101757	154
ORD-S 16	10101758	154
ORD-S 20	10101759	154
ORD-S 25	10101760	154
ORD-S 32	10101761	154
ORD-S 40	10101762	154
ORD-S 50	10101763	154
ORD-S 63	10101764	154
ORD-V 12	10064705	154
ORD-V 16	10064706	154
ORD-V 20	10064707	154
ORD-V 25	10064708	154
ORD-V 32	10064709	154
ORD-V 40	10064710	154
ORD-V 50	10064711	154
ORD-V 63	10064712	154
OSAJ 16/20	50065686	124
OSAJ 16/25	50065687	124
OSAJ 16/32	50065689	124
OSAJ 20/25	50065688	124
OSAJ 20/32	50065690	124
OSAJ 20/40	50065692	124
OSAJ 25/32	50065691	124
OSAJ 25/40	50065693	124
OSAJ 25/50	50065695	124
OSAJ 32/40	50065694	124
OSAJ 32/50	50065696	124
OSAJ 32/63	50065698	124
OSAJ 40/50	50065697	124
OSAJ 40/63	50065699	124
OSAJ 40/75	50065701	124

Type	WISKA-No.	Page
OSAJ 50/63	50065700	124
OSAJ 50/75	50065702	124
OSAJ 63/75	50065703	124
OSET 16	50065634	125
OSET 20	50065635	125
OSET 25	50065636	125
OSET 32	50065637	125
OSET 40	50065638	125
OSET 50	50065639	125
OSET 63	50065640	125
OSET 75	50065641	125
OSNJ A2F-16a	50065500	119
OSNJ A2F-16b	50065501	119
OSNJ A2F-20a	50065502	119
OSNJ A2F-20b	50065503	119
OSNJ A2F-25a	50065504	119
OSNJ A2F-25b	50065505	119
OSNJ A2F-32a	50065506	119
OSNJ A2F-32b	50065507	119
OSNJ A2F-40a	50065508	119
OSNJ A2F-40b	50065509	119
OSNJ A2F-50a	50065510	119
OSNJ A2F-50b	50065511	119
OSNJ A2F-63a	50065512	119
OSNJ A2F-63b	50065513	119
OSNJ A2F-63c	50065514	119
OSNJ A2F-75a	50065515	119
OSNJ A2F-75b	50065516	119
OSNJ A2F-75c	50065517	119
OSNJ A2F-75d	50065518	119
OSRA 20-16	50065650	123
OSRA 25-16	50065651	123
OSRA 25-20	50065652	123
OSRA 32-16	50065653	123
OSRA 32-20	50065654	123
OSRA 32-25	50065655	123
OSRA 40-20	50065656	123
OSRA 40-25	50065657	123
OSRA 40-32	50065658	123
OSRA 50-25	50065659	123
OSRA 50-32	50065660	123
OSRA 50-40	50065661	123
OSRA 63-32	50065662	123
OSRA 63-40	50065663	123
OSRA 63-50	50065664	123
OSRA 75-40	50065665	123
OSRA 75-50	50065666	123
OSRA 75-63	50065667	123
OSSH-A16	50065626	126
OSSH-A20	50065627	126
OSSH-A25	50065628	126
OSSH-A32	50065629	126
OSSH-A40	50065630	126
OSSH-A50	50065631	126
OSSH-A63	50065632	126
OSSH-A75	50065633	126
OSSH-B16	50065642	126
OSSH-B20	50065643	126
OSSH-B25	50065644	126
OSSH-B32	50065645	126
OSSH-B40	50065646	126
OSSH-B50	50065647	126
OSSH-B63	50065648	126
OSSH-B75	50065649	126
OSSP-R 16	50065610	122
OSSP-R 20	50065611	122
OSSP-R 25	50065612	122
OSSP-R 32	50065613	122
OSSP-R 40	50065614	122
OSSP-R 50	50065615	122

Type	WISKA-No.	Page
OSSP-R 63	50065616	122
OSSP-R 75	50065617	122
PMSKV 11-16	10100683	45
PMSKV 11-16 EMV-Z	10100696	88
PMSKV 11-20	10100684	45
PMSKV 11-20 EMV-Z	10100697	88
PMSKV 13,5-20	10100685	45
PMSKV 13,5-20 EMV-Z	10100698	88
PMSKV 13,5-25	10100491	45
PMSKV 13,5-25 EMV-Z	10101196	88
PMSKV 16-20	10100686	45
PMSKV 16-20 EMV-Z	10100699	88
PMSKV 16-25	10100687	45
PMSKV 16-25 EMV-Z	10100700	88
PMSKV 21-25	10100688	45
PMSKV 21-25 EMV-Z	10100701	88
PMSKV 21-32	10100689	45
PMSKV 21-32 EMV-Z	10100702	88
PMSKV 29-40	10100690	45
PMSKV 29-40 EMV-Z	10100703	88
PMSKV 36-50	10100691	45
PMSKV 36-50 EMV-Z	10100704	88
PMSKV 42-50	10100692	45
PMSKV 42-50 EMV-Z	10100705	88
PMSKV 48-63	10100693	45
PMSKV 48-63 EMV-Z	10100706	88
PMSKV 7-12	10100677	45
PMSKV 7-12 EMV-Z	10100694	88
PMSKV 7-16	10100678	45
PMSKV 7-16 EMV-Z	10100695	88
PMSKV 9-16	10100490	45
PMSKV 9-16 EMV-Z	10101011	88
RDE 12	10062183	147
RDE 12 LT	10063981	148
RDE 16	10062184	147
RDE 16 LT	10063908	148
RDE 20	10062185	147
RDE 20 LT	10063909	148
RDE 25 LT	10063910	148
RDE 32	10062186	147
RDE 32 LT	10063934	148
RDE 40	10062187	147
RDE 40 LT	10063960	148
RDE 50	10062188	147
RDE 50 LT	10063966	148
RDE 63	10062189	147
RDE 63 LT	10063967	148
RKMKV 11	10062123	51
RKMKV 13,5	10062124	51
RKMKV 16	10062125	51
RKMKV 21	10062126	51
RKMKV 29	10062127	51
RKMKV 36	10062128	51
RKMKV 42	10062129	51
RKMKV 48	10062130	51
RKMKV 7	10062121	51
RKMKV 9	10062122	51
RMKV 11	10062023	49
RMKV 13,5	10062024	49
RMKV 16	10062025	49
RMKV 21	10062026	49
RMKV 29	10062027	49
RMKV 36	10062028	49
RMKV 42	10062029	49
RMKV 48	10062030	49
RMKV 7	10062001	49
RMKV 9	10062022	49
SBK 18	50080076	69
SBK 18	30070546	69
SBK 18	30071625	69

Index by Type

Type	WISKA-No.	Page
SBK 24	50080077	69
SBK 24	30070901	69
SBK 24	30071611	69
SBK 30	50080078	69
SBK 30	30071083	69
SBK 30	30071626	69
SBK 36	50080079	69
SBK 36	30071075	69
SBK 36	30071627	69
SBK 45	50080080	69
SBK 45	30071069	69
SBK 45	30071463	69
SBK 56	50080081	69
SBK 56	30071065	69
SBK 56	30071601	69
SBK 72	50080082	69
SBK 72	30071064	69
SBK 72	30071680	69
SBL 105	50080095	69
SBL 105/Ni	30072051	69
SBL 16	50080085	69
SBL 16/Cr	30071458	69
SBL 16/Ni	30071931	69
SBL 18	50080086	69
SBL 18/Cr	30070490	69
SBL 18/Ni	30070547	69
SBL 24	50080087	69
SBL 24/Cr	30070475	69
SBL 24/Ni	30070439	69
SBL 30	50080088	69
SBL 30/Cr	30070470	69
SBL 30/Ni	30071082	69
SBL 36	50080089	69
SBL 36/Cr	30070454	69
SBL 36/Ni	30071080	69
SBL 45	50080090	69
SBL 45/Cr	30070452	69
SBL 45/Ni	30071365	69
SBL 56	50080091	69
SBL 56/Cr	30070446	69
SBL 56/Ni	30070182	69
SBL 72	50080092	69
SBL 72/Cr	30071703	69
SBL 72/Ni	30070184	69
SBL 80	50080093	69
SBL 80/Cr	30071705	69
SBL 80/Ni	30070767	69
SFD 20/01/ASi	10064329	151
SKMKV 11	10062133	52
SKMKV 13,5	10062134	52
SKMKV 16	10062135	52
SKMKV 21	10062136	52
SKMKV 29	10062137	52
SKMKV 36	10062138	52
SKMKV 42	10062139	52
SKMKV 48	10062140	52
SKMKV 7	10062131	52
SKMKV 9	10062132	52
SKV 11	10066402	12
SKV 11	10066003	12
SKV 11	10066193	12
SKV 13,5	10066403	12
SKV 13,5	10066004	12
SKV 13,5	10066194	12
SKV 16	10066404	12
SKV 16	10066005	12
SKV 16	10066195	12
SKV 21	10066405	12
SKV 21	10066006	12
SKV 21	10066196	12

Type	WISKA-No.	Page
SKV 29	10066406	12
SKV 29	10066007	12
SKV 29	10066197	12
SKV 36	10066407	12
SKV 36	10066008	12
SKV 36	10066198	12
SKV 42	10066408	12
SKV 42	10066009	12
SKV 42	10066199	12
SKV 48	10066409	12
SKV 48	10066010	12
SKV 48	10066200	12
SKV 7	10066400	12
SKV 7	10066001	12
SKV 7	10066191	12
SKV 9	10066401	12
SKV 9	10066002	12
SKV 9	10066192	12
SKVS 11	10060617	15
SKVS 11	10061873	15
SKVS 13,5	10060618	15
SKVS 13,5	10061874	15
SKVS 16	10060619	15
SKVS 16	10061875	15
SKVS 21	10060620	15
SKVS 21	10061876	15
SKVS 7	10060615	15
SKVS 7	10061871	15
SKVS 9	10060616	15
SKVS 9	10061872	15
SMKV 11	10062083	50
SMKV 13,5	10062084	50
SMKV 16	10062085	50
SMKV 21	10062086	50
SMKV 29	10062087	50
SMKV 36	10062088	50
SMKV 42	10062089	50
SMKV 48	10062090	50
SMKV 7	10062061	50
SMKV 9	10062082	50
VFD 12	10064462	149
VFD 16	10064463	149
VFD 20	10064464	149
VFD 25	10064465	149
VFD 32	10064466	149
VFD 40	10064467	149
VFD 50	10064468	149
VFD 63	10064469	149
VS 11	50060710	26
VS 11	50061763	26
VS 13,5	50060711	26
VS 13,5	50061764	26
VS 16	10060712	26
VS 16	10061642	26
VS 21	50060713	26
VS 21	50061765	26
VS 29	50060714	26
VS 29	50061766	26
VS 36	50060715	26
VS 36	50061767	26
VS 42	50060716	26
VS 42	50061768	26
VS 48	50060717	26
VS 48	50061769	26
VS 7	50060708	26
VS 7	50061761	26
VS 9	50060709	26
VS 9	50061762	26
VSG 11	50060730	23
VSG 13,5	50060731	23

Type	WISKA-No.	Page
VSG 16	10060732	23
VSG 21	50060733	23
VSG 29	50060734	23
VSG 36	50060735	23
VSG 42	50060736	23
VSG 48	50060737	23
VSG 7	50060728	23
VSG 9	50060729	23
VSM 105*	50084678	71
VSM 105*	10016781	71
VSM 105*	10016791	71
VSM 16	50084870	71
VSM 16	50016772	71
VSM 16	50016782	71
VSM 18	50084875	71
VSM 18	10012980	71
VSM 18	10016783	71
VSM 20*	50084871	71
VSM 20*	10016685	71
VSM 20*	10016684	71
VSM 24	50084876	71
VSM 24	50016774	71
VSM 24	10016784	71
VSM 25*	50084872	71
VSM 25*	50016687	71
VSM 25*	50016686	71
VSM 30	50084877	71
VSM 30	50016775	71
VSM 30	50016785	71
VSM 32*	50084873	71
VSM 32*	50016689	71
VSM 32*	50016688	71
VSM 36	50084874	71
VSM 36	10016776	71
VSM 36	50016786	71
VSM 40*	50084670	71
VSM 40*	10016691	71
VSM 40*	10016690	71
VSM 45	50084671	71
VSM 45	10016777	71
VSM 45	10016787	71
VSM 50*	50084672	71
VSM 50*	10016693	71
VSM 50*	10016692	71
VSM 56	50084673	71
VSM 56	10016778	71
VSM 56	10016788	71
VSM 63*	50084674	71
VSM 63*	10016695	71
VSM 63*	10016694	71
VSM 72	50084675	71
VSM 72	10016779	71
VSM 72	10016789	71
VSM 75*	50084676	71
VSM 75*	10016697	71
VSM 75*	10016696	71
VSM 80*	50084677	71
VSM 80*	10016780	71
VSM 80*	10016790	71
WEID.E1WF-16a	50065537	121
WEID.E1WF-16b	50065538	121
WEID.E1WF-20a	50065539	121
WEID.E1WF-20b	50065540	121
WEID.E1WF-25a	50065541	121
WEID.E1WF-25b	50065542	121
WEID.E1WF-32a	50065543	121
WEID.E1WF-32b	50065544	121
WEID.E1WF-40a	50065545	121
WEID.E1WF-40b	50065546	121
WEID.E1WF-50a	50065547	121

Type	WISKA-No.	Page
WEID.E1WF-50b	50065548	121
WEID.E1WF-63a	50065549	121
WEID.E1WF-63b	50065550	121
WEID.E1WF-63c	50065551	121
WEID.E1WF-75a	50065552	121
WEID.E1WF-75b	50065553	121
WEID.E1WF-75c	50065554	121
WEID.E1WF-75d	50065555	121
WEID.E1XF-16a	50065574	120
WEID.E1XF-16b	50103247	120
WEID.E1XF-20a	50065575	120
WEID.E1XF-20b	50065576	120
WEID.E1XF-25a	50065577	120
WEID.E1XF-25b	50065578	120
WEID.E1XF-32a	50065579	120
WEID.E1XF-32b	50065580	120
WEID.E1XF-40a	50065581	120
WEID.E1XF-40b	50065582	120
WEID.E1XF-50a	50065583	120
WEID.E1XF-50b	50065584	120
WEID.E1XF-63a	50065585	120
WEID.E1XF-63b	50065586	120
WEID.E1XF-63c	50065587	120
WEID.E1XF-75a	50065588	120
WEID.E1XF-75b	50065589	120
WEID.E1XF-75c	50065590	120
WEID.E1XF-75d	50065591	120
WISKA KA 12/5	10060821	168
WISKA KA 12/5/R	10060824	168
WISKA KA 12/empty	10060822	168
WISKA KA 12/empty/R	10060825	168
WISKA KA 12/empty/W	10060490	168
WISKA KA 6/5	10060861	167
WISKA KA 6/empty	10060818	167
WISKA KA 6/empty/W	10060819	167
WISKONUS 12	10063257	17
WISKONUS 16	10063258	17
WISKONUS 20	10063259	17
WISKONUS 25	10063260	17
WISKONUS 32	10063261	17
WISKONUS 40	10063262	17
WISKONUS 50	10063263	17
WISKONUS 63	10063264	17
WISKONUS-SET 12	10063249	17
WISKONUS-SET 16	10063250	17
WISKONUS-SET 20	10063251	17
WISKONUS-SET 25	10063252	17
WISKONUS-SET 32	10063253	17
WISKONUS-SET 40	10063254	17
WISKONUS-SET 50	10063255	17
WISKONUS-SET 63	10063256	17
WSTS 16	10062810	156
WSTS 20	10062811	156
WSTS 25	10062812	156
WSTS 32	10062813	156
WSTS 40	10062814	156
WSTS 50	10062847	156
WSTS 63	10062848	156

POLYAMIDE
POLYAMIDE ACCESSORIES
MEMBRANE
BRASS
BRASS ACCESSORIES
MARITIME
STAINLESS STEEL
EMC
EX E / I
EX D
VENTING
BS 6121
SEALINGS, TOOLS
JUNCTION BOXES
TECHNICS
INDEX

Index by WISKA-No.

	WISKA-No.	Type	Page
	10010384	KVM 18-Z10	63
	10010833	KVM 18-Z8	63
	10010835	KVM 18-Z10	63
	10010836	KVM 24-Z8A	63
	10010837	KVM 24-Z10A	63
	10010839	KVM 24-Z12	63
	10010840	KVM 24-Z14	63
	10010841	KVM 24-Z16	63
	10010842	KVM 24-Z17	63
	10010843	KVM 30-Z18	63
	10010844	KVM 30-Z20	63
	10010846	KVM 36-Z22	63
	10010847	KVM 36-Z24	63
	10010848	KVM 36-Z26	63
	10010849	KVM 45-Z28	63
	10010850	KVM 45-Z30	63
	10010851	KVM 45-Z32	63
	10010852	KVM 56-Z35	63
	10010853	KVM 56-Z38	63
	10010854	KVM 56-Z41	63
	10010855	KVM 72-Z44	63
	10010856	KVM 72-Z48	63
	10010857	KVM 72-Z52	63
	10010858	KVM 80-Z64*	63
	10010859	KVM 105-Z70*	63
	10010860	KVM 105-Z75*	63
	10010862	KVM 18-W8	64
	10010863	KVM 18-W10	64
	10010864	KVM 24-W8A	64
	10010865	KVM 24-W10A	64
	10010866	KVM 24-W12	64
	10010867	KVM 24-W14	64
	10010868	KVM 24-W16	64
	10010869	KVM 24-W17	64
	10010871	KVM 30-W18	64
	10010872	KVM 30-W20	64
	10010875	KVM 36-W22	64
	10010876	KVM 36-W24	64
	10010877	KVM 36-W26	64
	10010878	KVM 45-W28	64
	10010879	KVM 45-W30	64
	10010880	KVM 45-W32	64
	10010881	KVM 56-W35	64
	10010882	KVM 56-W38	64
	10010883	KVM 56-W41	64
	10010884	KVM 72-W44	64
	10010885	KVM 72-W48	64
	10010886	KVM 72-W52	64
	10010887	KVM 72-W56	64
	10010888	KVM 80-W64*	64
	10010890	KVM 105-W70*	64
	10010891	KVM 105-W75	64
	10010892	KVM 105-W80*	64
	10011528	GM 56	70
	10011529	GM 45	70
	10011530	GM 36	70
	10011531	GM 30	70
	10011532	GM 24	70
	10011533	GM 18	70
	10011557	GM 56	70
	10011559	GM 45	70
	10011606	GM 16	70
	10011708	GM 105*	70
	10011858	GM 80*	70
	10012075	GM 72	70
	10012299	KVM 45-W28	64
	10012807	KVM 24-Z12	63
	10012812	KVM 24-Z14	63
	10012814	GM 30	70
	10012815	GM 36	70

	WISKA-No.	Type	Page
	10012933	KVM 24-W14	64
	10012963	GM 18	70
	10012980	VSM 18	71
	10013069	KVM 36-W26	64
	10013118	KVM 18-Z8	63
	10013175	GM 24	70
	10013301	KVM 56-Z38	63
	10013302	KVM 72-Z48	63
	10013310	KVM 30-Z18	63
	10013311	KVM 36-Z22	63
	10013322	KVM 45-Z32	63
	10013323	KVM 56-Z41	63
	10013420	KVM 30-Z20	63
	10013483	KVM 24-W10A	64
	10014157	KVM 24-Z10A	63
	10014183	KVM 30-Z18	63
	10014184	KVM 36-Z24	63
	10014199	GM 80*	70
	10014212	KVM 24-W12	64
	10014237	GM 16	70
	10014265	EKVM 18/20-Z8	67
	10014266	EKVM 18/20-Z10	67
	10014267	EKVM 24/25-Z8A	67
	10014268	EKVM 24/25-Z10A	67
	10014269	EKVM 24/25-Z12	67
	10014270	EKVM 24/25-Z14	67
	10014271	EKVM 24/25-Z16	67
	10014272	EKVM 24/25-Z17	67
	10014276	EKVM 30/32-Z18	67
	10014280	EKVM 30/32-Z20	67
	10014294	EKVM 36/40-Z22	67
	10014295	EKVM 36/40-Z24	67
	10014296	EKVM 36/40-Z26	67
	10014297	EKVM 45/50-Z28	67
	10014298	EKVM 45/50-Z30	67
	10014299	EKVM 45/50-Z32	67
	10014311	KVM 72-W56	64
	10014341	KVM 30-Z20	63
	10014342	KVM 45-Z30	63
	10014358	EKVM 56/63-Z35	67
	10014392	KVM 24-Z14	63
	10014470	KVM 30-W20	64
	10014478	KVM 18-Z8	63
	10014480	KVM 24-Z8A	63
	10014481	KVM 18-Z10	63
	10014482	KVM 24-Z8A	63
	10014484	KVM 24-Z10A	63
	10014486	KVM 24-Z12	63
	10014487	KVM 24-Z16	63
	10014488	KVM 24-Z16	63
	10014489	KVM 24-Z17	63
	10014490	KVM 24-Z17	63
	10014493	KVM 36-Z22	63
	10014494	KVM 36-Z24	63
	10014495	KVM 36-Z26	63
	10014496	KVM 36-Z26	63
	10014497	KVM 45-Z28	63
	10014498	KVM 45-Z28	63
	10014499	KVM 45-Z30	63
	10014500	KVM 45-Z32	63
	10014518	EKVM 56/63-Z38	67
	10014534	EKVM 56/63-Z41	67
	10014535	EKVM 72/75-Z44	67
	10014536	EKVM 72/75-Z48	67
	10014537	EKVM 72/75-Z52	67
	10014540	KVM 56-Z38	63
	10014541	KVM 56-Z35	63
	10014542	KVM 56-Z35	63
	10014543	KVM 56-Z41	63
	10014544	KVM 72-Z44	63

WISKA-No.	Type	Page
10014545	KVM 72-Z48	63
10014546	KVM 72-Z52	63
10014547	KVM 80-Z64*	63
10014548	KVM 105-Z70*	63
10014549	KVM 105-Z75*	63
10014550	KVM 72-Z44	63
10014551	KVM 72-Z52	63
10014552	KVM 80-Z64*	63
10014553	KVM 105-Z70*	63
10014554	KVM 105-Z75*	63
10014561	KVM 18-W8	64
10014562	KVM 18-W8	64
10014563	KVM 18-W10	64
10014564	KVM 18-W10	64
10014565	KVM 24-W8A	64
10014566	KVM 24-W8A	64
10014567	KVM 24-W10A	64
10014568	KVM 24-W12	64
10014569	KVM 24-W14	64
10014570	KVM 24-W16	64
10014571	KVM 24-W16	64
10014572	KVM 24-W17	64
10014573	KVM 24-W17	64
10014576	KVM 30-W18	64
10014577	KVM 30-W18	64
10014578	KVM 30-W20	64
10014582	KVM 36-W22	64
10014583	KVM 36-W22	64
10014584	KVM 36-W24	64
10014585	KVM 36-W24	64
10014586	KVM 36-W26	64
10014587	KVM 45-W28	64
10014588	KVM 45-W30	64
10014590	KVM 45-W32	64
10014591	KVM 45-W32	64
10014592	KVM 56-W35	64
10014593	KVM 56-W35	64
10014594	KVM 56-W38	64
10014595	KVM 56-W38	64
10014596	KVM 56-W41	64
10014597	KVM 56-W41	64
10014598	KVM 72-W44	64
10014599	KVM 72-W44	64
10014600	KVM 72-W48	64
10014601	KVM 72-W48	64
10014602	KVM 72-W52	64
10014603	KVM 72-W52	64
10014604	KVM 72-W56	64
10014605	KVM 80-W64*	64
10014606	KVM 80-W64*	64
10014607	KVM 105-W70*	64
10014608	KVM 105-W70*	64
10014610	KVM 105-W75*	64
10014612	KVM 105-W80*	64
10016031	EKVM 24/25-Z16	67
10016207	KVM 105-W75*	64
10016208	KVM 105-W80*	64
10016257	EKVM 24/25-W10A	68
10016265	EKVM 30/32-Z18	67
10016266	EKVM 45/50-Z28	67
10016309	EKVM 18/20-Z8	67
10016310	EKVM 18/20-Z10	67
10016311	EKVM 24/25-Z8A	67
10016312	EKVM 24/25-Z10A	67
10016313	EKVM 24/25-Z12	67
10016314	EKVM 24/25-Z14	67
10016315	EKVM 24/25-Z16	67
10016316	EKVM 24/25-Z17	67
10016317	EKVM 30/32-Z20	67
10016318	EKVM 36/40-Z22	67

WISKA-No.	Type	Page
10016319	EKVM 36/40-Z24	67
10016320	EKVM 36/40-Z26	67
10016321	EKVM 45/50-Z30	67
10016322	EKVM 45/50-Z32	67
10016323	EKVM 56/63-Z35	67
10016324	EKVM 56/63-Z38	67
10016325	EKVM 56/63-Z41	67
10016326	EKVM 72/75-Z44	67
10016327	EKVM 72/75-Z48	67
10016328	EKVM 72/75-Z52	67
10016329	EKVM 18/20-W8	68
10016330	EKVM 18/20-W10	68
10016331	EKVM 24/25-W8A	68
10016332	EKVM 24/25-W12	68
10016333	EKVM 24/25-W14	68
10016334	EKVM 24/25-W16	68
10016335	EKVM 24/25-W17	68
10016336	EKVM 30/32-W18	68
10016337	EKVM 30/32-W20	68
10016338	EKVM 36/40-W22	68
10016339	EKVM 36/40-W24	68
10016340	EKVM 36/40-W26	68
10016341	EKVM 45/50-W28	68
10016342	EKVM 45/50-W30	68
10016343	EKVM 45/50-W32	68
10016344	EKVM 56/63-W35	68
10016345	EKVM 56/63-W38	68
10016346	EKVM 56/63-W41	68
10016347	EKVM 72/75-W44	68
10016348	EKVM 72/75-W48	68
10016349	EKVM 72/75-W52	68
10016450	KVMS 80-W61*	66
10016451	KVMS 80-W61*	66
10016452	KVMS 80-W61*	66
10016453	KVM 80-W61*	64
10016454	KVM 80-W61*	64
10016455	KVM 80-W61*	64
10016543	KVM 80-Z61*	63
10016581	KVM 80-Z61*	63
10016684	VSM 20*	71
10016685	VSM 20*	71
10016690	VSM 40*	71
10016691	VSM 40*	71
10016692	VSM 50*	71
10016693	VSM 50*	71
10016694	VSM 63*	71
10016695	VSM 63*	71
10016696	VSM 75*	71
10016697	VSM 75*	71
10016698	KVMS 18-W8	66
10016699	KVMS 18-W10	66
10016700	KVMS 24-W8A	66
10016701	KVMS 24-W10A	66
10016702	KVMS 24-W12	66
10016703	KVMS 24-W14	66
10016704	KVMS 24-W16	66
10016705	KVMS 24-W17	66
10016706	KVMS 30-W18	66
10016707	KVMS 30-W20	66
10016708	KVMS 36-W22	66
10016709	KVMS 36-W24	66
10016710	KVMS 36-W26	66
10016711	KVMS 45-W28	66
10016712	KVMS 45-W30	66
10016713	KVMS 45-W32	66
10016714	KVMS 56-W35	66
10016715	KVMS 56-W38	66
10016716	KVMS 56-W41	66
10016717	KVMS 72-W44	66
10016718	KVMS 72-W48	66

POLYAMIDE
POLYAMIDE ACCESSORIES
MEMBRANE
BRASS
BRASS ACCESSORIES
MARITIME
STAINLESS STEEL
EMC
EX E / I
EX D
VENTING
BS 6121
SEALINGS, TOOLS
JUNCTION BOXES
TECHNICS
INDEX

Index by WISKA-No.

	WISKA-No.	Type	Page
	10016719	KVMS 72-W52	66
	10016720	KVMS 72-W56	66
	10016721	KVMS 80-W64*	66
	10016722	KVMS 105-W70*	66
	10016723	KVMS 105-W75*	66
	10016724	KVMS 105-W80*	66
	10016725	KVMS 18-Z8	65
	10016726	KVMS 18-Z10	65
	10016727	KVMS 24-Z8A	65
	10016728	KVMS 24-Z10A	65
	10016729	KVMS 24-Z12	65
	10016730	KVMS 24-Z14	65
	10016731	KVMS 24-Z16	65
	10016732	KVMS 24-Z17	65
	10016733	KVMS 30-Z18	65
	10016734	KVMS 30-Z20	65
	10016735	KVMS 36-Z22	65
	10016736	KVMS 36-Z24	65
	10016737	KVMS 36-Z26	65
	10016738	KVMS 45-Z28	65
	10016739	KVMS 45-Z30	65
	10016740	KVMS 45-Z32	65
	10016741	KVMS 56-Z35	65
	10016742	KVMS 56-Z38	65
	10016743	KVMS 56-Z41	65
	10016744	KVMS 72-Z44	65
	10016745	KVMS 72-Z48	65
	10016746	KVMS 72-Z52	65
	10016747	KVMS 80-Z64*	65
	10016748	KVMS 105-Z70*	65
	10016749	KVMS 105-Z75*	65
	10016750	EKVM 18/20-W8	68
	10016751	EKVM 18/20-W10	68
	10016752	EKVM 24/25-W8A	68
	10016753	EKVM 24/25-W10A	68
	10016754	EKVM 24/25-W12	68
	10016755	EKVM 24/25-W14	68
	10016756	EKVM 24/25-W16	68
	10016757	EKVM 24/25-W17	68
	10016758	EKVM 30/32-W18	68
	10016759	EKVM 30/32-W20	68
	10016760	EKVM 36/40-W22	68
	10016761	EKVM 36/40-W24	68
	10016762	EKVM 36/40-W26	68
	10016763	EKVM 45/50-W28	68
	10016764	EKVM 45/50-W30	68
	10016765	EKVM 45/50-W32	68
	10016766	EKVM 56/63-W35	68
	10016767	EKVM 56/63-W38	68
	10016768	EKVM 56/63-W41	68
	10016769	EKVM 72/75-W44	68
	10016770	EKVM 72/75-W48	68
	10016771	EKVM 72/75-W52	68
	10016776	VSM 36	71
	10016777	VSM 45	71
	10016778	VSM 56	71
	10016779	VSM 72	71
	10016780	VSM 80*	71
	10016781	VSM 105*	71
	10016783	VSM 18	71
	10016784	VSM 24	71
	10016787	VSM 45	71
	10016788	VSM 56	71
	10016789	VSM 72	71
	10016790	VSM 80*	71
	10016791	VSM 105*	71
	10016818	EKVM 18/20-W8	68
	10016819	EKVM 18/20-W10	68
	10016820	EKVM 24/25-W8A	68
	10016821	EKVM 24/25-W10A	68

	WISKA-No.	Type	Page
	10016822	EKVM 24/25-W12	68
	10016823	EKVM 24/25-W14	68
	10016824	EKVM 24/25-W16	68
	10016825	EKVM 24/25-W17	68
	10016826	EKVM 30/32-W18	68
	10016827	EKVM 30/32-W20	68
	10016828	EKVM 36/40-W22	68
	10016829	EKVM 36/40-W24	68
	10016830	EKVM 36/40-W26	68
	10016831	EKVM 45/50-W28	68
	10016832	EKVM 45/50-W30	68
	10016833	EKVM 45/50-W32	68
	10016834	EKVM 56/63-W35	68
	10016835	EKVM 56/63-W38	68
	10016836	EKVM 56/63-W41	68
	10016837	EKVM 72/75-W44	68
	10016838	EKVM 72/75-W48	68
	10016839	EKVM 72/75-W52	68
	10016840	KVMS 18-Z8	65
	10016841	KVMS 18-Z10	65
	10016842	KVMS 24-Z8A	65
	10016843	KVMS 24-Z10A	65
	10016844	KVMS 24-Z12	65
	10016845	KVMS 24-Z14	65
	10016846	KVMS 24-Z16	65
	10016847	KVMS 24-Z17	65
	10016848	KVMS 30-Z18	65
	10016849	KVMS 30-Z20	65
	10016850	KVMS 36-Z22	65
	10016851	KVMS 36-Z24	65
	10016852	KVMS 36-Z26	65
	10016853	KVMS 45-Z28	65
	10016854	KVMS 45-Z30	65
	10016855	KVMS 45-Z32	65
	10016856	KVMS 56-Z35	65
	10016857	KVMS 56-Z38	65
	10016858	KVMS 56-Z41	65
	10016859	KVMS 72-Z44	65
	10016860	KVMS 72-Z48	65
	10016861	KVMS 72-Z52	65
	10016862	KVMS 80-Z64*	65
	10016863	KVMS 105-Z70*	65
	10016864	KVMS 105-Z75*	65
	10016870	KVMS 18-W8	66
	10016871	KVMS 18-W10	66
	10016872	KVMS 24-W8A	66
	10016873	KVMS 24-W10A	66
	10016874	KVMS 24-W12	66
	10016875	KVMS 24-W14	66
	10016876	KVMS 24-W16	66
	10016877	KVMS 24-W17	66
	10016878	KVMS 30-W18	66
	10016879	KVMS 30-W20	66
	10016880	KVMS 36-W22	66
	10016881	KVMS 36-W24	66
	10016882	KVMS 36-W26	66
	10016883	KVMS 45-W28	66
	10016884	KVMS 45-W30	66
	10016885	KVMS 45-W32	66
	10016886	KVMS 56-W35	66
	10016887	KVMS 56-W38	66
	10016888	KVMS 56-W41	66
	10016889	KVMS 72-W44	66
	10016890	KVMS 72-W48	66
	10016891	KVMS 72-W52	66
	10016892	KVMS 72-W56	66
	10016893	KVMS 80-W64*	66
	10016894	KVMS 105-W70*	66
	10016895	KVMS 105-W75*	66
	10016896	KVMS 105-W80*	66

WISKA-No.	Type	Page
10016898	EKVM 18/20-Z8	67
10016899	EKVM 18/20-Z10	67
10016900	EKVM 24/25-Z8A	67
10016901	EKVM 24/25-Z10A	67
10016902	EKVM 24/25-Z12	67
10016903	EKVM 24/25-Z14	67
10016904	EKVM 24/25-Z17	67
10016905	EKVM 30/32-Z18	67
10016906	EKVM 30/32-Z20	67
10016907	EKVM 36/40-Z22	67
10016908	EKVM 36/40-Z24	67
10016909	EKVM 36/40-Z26	67
10016910	EKVM 45/50-Z28	67
10016911	EKVM 45/50-Z30	67
10016912	EKVM 45/50-Z32	67
10016913	EKVM 56/63-Z35	67
10016914	EKVM 56/63-Z38	67
10016915	EKVM 56/63-Z41	67
10016916	EKVM 72/75-Z44	67
10016917	EKVM 72/75-Z48	67
10016918	EKVM 72/75-Z52	67
10016919	KVMS 18-Z8	65
10016920	KVMS 18-Z10	65
10016921	KVMS 24-Z8A	65
10016922	KVMS 24-Z10A	65
10016923	KVMS 24-Z12	65
10016924	KVMS 24-Z14	65
10016925	KVMS 24-Z16	65
10016927	KVMS 24-Z17	65
10016928	KVMS 30-Z18	65
10016929	KVMS 30-Z20	65
10016930	KVMS 36-Z22	65
10016931	KVMS 36-Z24	65
10016932	KVMS 36-Z26	65
10016933	KVMS 45-Z28	65
10016934	KVMS 45-Z30	65
10016935	KVMS 45-Z32	65
10016936	KVMS 56-Z35	65
10016937	KVMS 56-Z38	65
10016938	KVMS 56-Z41	65
10016939	KVMS 72-Z44	65
10016940	KVMS 72-Z48	65
10016942	KVMS 72-Z52	65
10016943	KVMS 80-Z64*	65
10016944	KVMS 105-Z70*	65
10016945	KVMS 105-Z75*	65
10016946	KVMS 18-W8	66
10016947	KVMS 18-W10	66
10016948	KVMS 24-W8A	66
10016949	KVMS 24-W10A	66
10016950	KVMS 24-W12	66
10016951	KVMS 24-W14	66
10016952	KVMS 24-W16	66
10016953	KVMS 24-W17	66
10016954	KVMS 30-W18	66
10016955	KVMS 30-W20	66
10016956	KVMS 36-W22	66
10016957	KVMS 36-W24	66
10016958	KVMS 36-W26	66
10016959	KVMS 45-W28	66
10016960	KVMS 45-W30	66
10016961	KVMS 45-W32	66
10016962	KVMS 56-W35	66
10016963	KVMS 56-W38	66
10016964	KVMS 56-W41	66
10016965	KVMS 72-W44	66
10016966	KVMS 72-W48	66
10016967	KVMS 72-W52	66
10016968	KVMS 72-W56	66
10016969	KVMS 80-W64*	66

WISKA-No.	Type	Page
10016970	KVMS 105-W70*	66
10016971	KVMS 105-W75*	66
10016972	KVMS 105-W80*	66
10030000	EX-KVM-18-W-08	108
10030001	EX-KVM-18-W-10	108
10030002	EX-KVM-18-Z-08	107
10030003	EX-KVM-18-Z-10	107
10030004	EX-KVM-20-W-08	108
10030005	EX-KVM-20-W-10	108
10030006	EX-KVM-20-Z-08	107
10030007	EX-KVM-20-Z-10	107
10030008	EX-KVM-24-W-08	108
10030009	EX-KVM-24-W-10	108
10030010	EX-KVM-24-W-12	108
10030011	EX-KVM-24-W-14	108
10030012	EX-KVM-24-W-16	108
10030013	EX-KVM-24-W-17	108
10030014	EX-KVM-24-Z-08	107
10030015	EX-KVM-24-Z-10	107
10030016	EX-KVM-24-Z-12	107
10030017	EX-KVM-24-Z-14	107
10030018	EX-KVM-24-Z-16	107
10030019	EX-KVM-24-Z-17	107
10030020	EX-KVM-25-W-08	108
10030021	EX-KVM-25-W-10	108
10030022	EX-KVM-25-W-12	108
10030023	EX-KVM-25-W-14	108
10030024	EX-KVM-25-W-16	108
10030025	EX-KVM-25-W-17	108
10030026	EX-KVM-25-Z-08	107
10030027	EX-KVM-25-Z-10	107
10030028	EX-KVM-25-Z-12	107
10030029	EX-KVM-25-Z-14	107
10030030	EX-KVM-25-Z-16	107
10030031	EX-KVM-25-Z-17	107
10030032	EX-KVM-30-W-18	108
10030033	EX-KVM-30-W-20	108
10030034	EX-KVM-30-Z-18	107
10030035	EX-KVM-30-Z-20	107
10030036	EX-KVM-32-W-18	108
10030037	EX-KVM-32-W-20	108
10030038	EX-KVM-32-Z-18	107
10030039	EX-KVM-32-Z-20	107
10030200	EX-VSM 18	118
10030201	EX-VSM 20	118
10030202	EX-VSM 24	118
10030203	EX-VSM 25	118
10030204	EX-VSM 30	118
10030205	EX-VSM 32	118
10060141	KVG 7	18
10060142	KVG 9	18
10060143	KVG 11	18
10060144	KVG 13,5	18
10060145	KVG 16	18
10060146	KVG 21	18
10060147	KVG 29	18
10060148	KVG 36	18
10060149	KVG 42	18
10060150	KVG 48	18
10060361	DIN RAIL KIT 607	161
10060362	DIN RAIL KIT 308/108	160
10060362	DIN RAIL KIT 308/108	159
10060363	DIN RAIL KIT 1010	162
10060400	COMBI 308/empty	160
10060401	COMBI 308/5	160
10060452	MFD 25/02/060	150
10060457	COMBI IP68 SET 308	166
10060480	COMBI 308/empty/DR	160
10060490	WISKA KA 12/empty/W	168
10060519	COMBI IND 607/5	164

POLYAMIDE
POLYAMIDE ACCESSORIES
MEMBRANE
BRASS
BRASS ACCESSORIES
MARITIME
STAINLESS STEEL
EMC
EX E / I
EX D
VENTING
BS 6121
SEALINGS, TOOLS
JUNCTION BOXES
TECHNICS
INDEX

Index by WISKA-No.

POLYAMIDE
ACCESSORIES
MEMBRANE
BRASS
BRASS
ACCESSORIES
MARITIME
STAINLESS
STEEL
EMC
EX E / I
EX D
VENTING
BS 6121
SEALINGS,
TOOLS
JUNCTION
BOXES
TECHNICS
INDEX

WISKA-No.	Type	Page
10060522	COMBI 108/empty	159
10060523	COMBI 108/5	159
10060531	COMBI 607/empty	161
10060532	COMBI 607/5	161
10060533	COMBI 607/empty/W	161
10060534	COMBI 607/5/W	161
10060537	COMBI IND 607/empty	164
10060538	COMBI 607/5/S	161
10060550	KA 14/empty	169
10060551	KA 14/5	169
10060554	KA 16/empty	170
10060555	KA 16/5	170
10060580	COMBI 308/5/S	160
10060581	COMBI 308/empty/S	160
10060610	COMBI 308/empty/W	160
10060611	COMBI 308/5/W	160
10060615	SKVS 7	15
10060616	SKVS 9	15
10060617	SKVS 11	15
10060618	SKVS 13,5	15
10060619	SKVS 16	15
10060620	SKVS 21	15
10060622	COMBI 108/empty/W	159
10060623	COMBI 108/5/W	159
10060624	EVSG 12	23
10060625	EVSG 16	23
10060626	EVSG 20	23
10060627	EVSG 25	23
10060628	EVSG 32	23
10060629	EVSG 40	23
10060630	EVSG 50	23
10060631	EVSG 63	23
10060632	COMBI 108/empty/DR	159
10060648	COMBI 607/empty/S	161
10060670	MUG 7	21
10060671	MUG 9	21
10060672	MUG 11	21
10060673	MUG 13,5	21
10060674	MUG 16	21
10060675	MUG 21	21
10060676	MUG 29	21
10060677	MUG 36	21
10060678	MUG 42	21
10060679	MUG 48	21
10060680	MUG 7	21
10060681	MUG 9	21
10060682	MUG 11	21
10060683	MUG 13,5	21
10060684	MUG 16	21
10060685	MUG 21	21
10060686	MUG 29	21
10060687	MUG 36	21
10060688	MUG 42	21
10060689	MUG 48	21
10060702	COMBI 1010/empty	162
10060703	COMBI 1010/5	162
10060704	COMBI IND 1010/empty	165
10060705	COMBI IND 1010/5	165
10060712	VS 16	26
10060722	ESKVZ 12	16
10060723	ESKVZ 16	16
10060724	ESKVZ 20	16
10060725	ESKVZ 25	16
10060727	ESKVZ 32	16
10060732	VSG 16	23
10060748	MN 9	20
10060749	MN 11	20
10060750	MN 13,5	20
10060751	MN 16	20
10060752	MN 21	20

WISKA-No.	Type	Page
10060753	MN 29	20
10060754	MN 36	20
10060755	MN 42	20
10060756	MN 48	20
10060757	ESKVS 12	15
10060758	ESKVS 16	15
10060759	ESKVS 20	15
10060760	ESKVS 25	15
10060761	ESKVS 32	15
10060770	EMUG 12	21
10060771	EMUG 16	21
10060772	EMUG 20	21
10060773	EMUG 25	21
10060774	EMUG 32	21
10060775	EMUG 40	21
10060776	EMUG 50	21
10060777	EMUG 63	21
10060802	ESVG 20	130
10060810	EMUF 12	22
10060811	EMUF 16	22
10060812	EMUF 20	22
10060813	EMUF 25	22
10060814	EMUF 32	22
10060815	EMUF 40	22
10060816	EMUF 50	22
10060817	EMUF 63	22
10060818	WISKA KA 6/empty	167
10060819	WISKA KA 6/empty/W	167
10060821	WISKA KA 12/5	168
10060822	WISKA KA 12/empty	168
10060824	WISKA KA 12/5/R	168
10060825	WISKA KA 12/empty/R	168
10060861	WISKA KA 6/5	167
10060952	MFD 25/02/080	150
10060953	MFD 20/02/065	150
10060954	MFD 25/01/065	150
10060974	ESVG 20	130
10061041	NSKV 1	13
10061121	ESKV 20 LT	9
10061185	COMBI IP68 SET 607	166
10061210	ESKVS-L 12	15
10061211	ESKVS-L 16	15
10061212	ESKVS-L 20	15
10061213	ESKVS-L 25	15
10061214	ESKVS-L 32	15
10061215	ESKVS-L 12	15
10061216	ESKVS-L 16	15
10061217	ESKVS-L 20	15
10061219	ESKVS-L 25	15
10061220	ESKVS-L 32	15
10061276	ESKVS 12	15
10061277	ESKVS 16	15
10061278	ESKVS 20	15
10061279	ESKVS 25	15
10061283	ESKVS 32	15
10061419	ADR 7	155
10061420	ADR 9	155
10061421	ADR 11	155
10061422	ADR 13,5	155
10061423	ADR 16	155
10061424	ADR 21	155
10061425	ADR 29	155
10061426	ADR 36	155
10061427	ADR 42	155
10061428	ADR 48	155
10061435	NSKV 2 LT	14
10061463	ESKV 25 LT	9
10061465	ESKVZ-L 12	16
10061466	ESKVZ-L 16	16
10061467	ESKVZ-L 20	16

WISKA-No.	Type	Page
10061468	ESKVZ-L 25	16
10061469	ESKVZ-L 32	16
10061470	ESKVZ-L 12	16
10061471	ESKVZ-L 16	16
10061472	ESKVZ-L 20	16
10061473	ESKVZ-L 25	16
10061474	ESKVZ-L 32	16
10061475	ESKVZ 12	16
10061476	ESKVZ 16	16
10061477	ESKVZ 20	16
10061478	ESKVZ 25	16
10061479	ESKVZ 32	16
10061488	COMBI IP68 SET 1010	166
10061490	ESKV 12 LT	9
10061491	ESKV 32 LT	9
10061492	NSKV 1 1/4	13
10061493	ESKV-L 50 LT	9
10061494	ESKV-L 50 LT	9
10061495	NSKV 1/4 LT	14
10061496	NSKV 2 LT	14
10061499	ESKV 16 LT	9
10061500	ESKV 40 LT	9
10061501	NSKV 1 1/2	13
10061502	ESKV-L 63 LT	9
10061504	ESKV-L 63 LT	9
10061505	NSKV 3/8 LT	14
10061509	ESKV 20 LT	9
10061510	ESKV 50 LT	9
10061511	NSKV 2	13
10061512	ESKV-L 12 LT	9
10061513	NSKV 1/4 LT	14
10061514	NSKV 1/2 LT	14
10061518	ESKV 25 LT	9
10061642	VS 16	26
10061644	ESKV 63 LT	9
10061690	ESKV-L 12 LT	9
10061691	ESKV-L 16 LT	9
10061694	NSKV 3/8 LT	14
10061745	NSKV 3/4 LT	14
10061770	EMUF 12	22
10061771	EMUF 16	22
10061772	EMUF 20	22
10061773	EMUF 25	22
10061774	EMUF 32	22
10061775	EMUF 40	22
10061776	EMUF 50	22
10061777	EMUF 63	22
10061780	EMUG 12	21
10061781	EMUG 16	21
10061782	EMUG 20	21
10061783	EMUG 25	21
10061784	EMUG 32	21
10061785	EMUG 40	21
10061786	EMUG 50	21
10061787	EMUG 63	21
10061789	ESKV 20 PLUS*	8
10061799	ESKV 32 LT	9
10061830	EVSG 12	23
10061831	EVSG 16	23
10061832	EVSG 20	23
10061833	EVSG 25	23
10061834	EVSG 32	23
10061835	EVSG 40	23
10061836	EVSG 50	23
10061837	EVSG 63	23
10061853	ESKV 40 LT	9
10061854	NSKV 1/4	13
10061855	ESKV-L 16 LT	9
10061860	ESKV-L 20 LT	9
10061861	NSKV 1/2 LT	14

WISKA-No.	Type	Page
10061862	NSKV 1 LT	14
10061864	ESKV 20 PLUS*	8
10061865	ESKV 20 PLUS*	8
10061866	ESKV 50 LT	9
10061867	NSKV 3/8	13
10061868	ESKV-L 20 LT	9
10061869	ESKV-L 25 LT	9
10061870	NSKV 3/4 LT	14
10061871	SKVS 7	15
10061872	SKVS 9	15
10061873	SKVS 11	15
10061874	SKVS 13,5	15
10061875	SKVS 16	15
10061876	SKVS 21	15
10061906	NSKV 1/2	13
10061907	ESKV-L 25 LT	9
10061908	ESKV-L 32 LT	9
10061909	NSKV 1 LT	14
10061910	NSKV 1 1/4 LT	14
10061911	ESKV 63 LT	9
10061917	ESKV 12 LT	9
10061918	NSKV 3/4	13
10061919	ESKV-L 32 LT	9
10061950	ESKV-L 40 LT	9
10061951	ESKV-L 40 LT	9
10061952	NSKV 1 1/4 LT	14
10061953	NSKV 1 1/2 LT	14
10061957	ESKV 16 LT	9
10061972	NSKV 1 1/2 LT	14
10061974	COMBI 108/empty/SMB	159
10061998	COMBI 108/5/S	159
10061999	COMBI 108/empty/S	159
10062001	RMKV 7	49
10062022	RMKV 9	49
10062023	RMKV 11	49
10062024	RMKV 13,5	49
10062025	RMKV 16	49
10062026	RMKV 21	49
10062027	RMKV 29	49
10062028	RMKV 36	49
10062029	RMKV 42	49
10062030	RMKV 48	49
10062061	SMKV 7	50
10062082	SMKV 9	50
10062083	SMKV 11	50
10062084	SMKV 13,5	50
10062085	SMKV 16	50
10062086	SMKV 21	50
10062087	SMKV 29	50
10062088	SMKV 36	50
10062089	SMKV 42	50
10062090	SMKV 48	50
10062121	RKMKV 7	51
10062122	RKMKV 9	51
10062123	RKMKV 11	51
10062124	RKMKV 13,5	51
10062125	RKMKV 16	51
10062126	RKMKV 21	51
10062127	RKMKV 29	51
10062128	RKMKV 36	51
10062129	RKMKV 42	51
10062130	RKMKV 48	51
10062131	SKMKV 7	52
10062132	SKMKV 9	52
10062133	SKMKV 11	52
10062134	SKMKV 13,5	52
10062135	SKMKV 16	52
10062136	SKMKV 21	52
10062137	SKMKV 29	52
10062138	SKMKV 36	52

Index by WISKA-No.

POLYAMIDE
ACCESSORIES
MEMBRANE
BRASS
BRASS
ACCESSORIES
MARITIME
STAINLESS
STEEL
EMC
EX E / I
EX D
VENTING
BS 6121
SEALINGS,
TOOLS
JUNCTION
BOXES
TECHNICS
INDEX

WISKA-No.	Type	Page
10062139	SKMKV 42	52
10062140	SKMKV 48	52
10062141	MMU 7	53
10062142	MMU 9	53
10062143	MMU 11	53
10062144	MMU 13,5	53
10062145	MMU 16	53
10062146	MMU 21	53
10062147	MMU 29	53
10062148	MMU 36	53
10062149	MMU 42	53
10062150	MMU 48	53
10062151	MVS 7	54
10062152	MVS 9	54
10062153	MVS 11	54
10062154	MVS 13,5	54
10062155	MVS 16	54
10062156	MVS 21	54
10062157	MVS 29	54
10062158	MVS 36	54
10062159	MVS 42	54
10062160	MVS 48	54
10062161	MRP 9 · 7	58
10062162	MRP 11 · 7	58
10062163	MRP 11 · 9	58
10062164	MRP 13,5 · 7	58
10062165	MRP 13,5 · 9	58
10062166	MRP 13,5 · 11	58
10062167	MRP 16 · 7	58
10062168	MRP 16 · 9	58
10062169	MRP 16 · 11	58
10062170	MRP 16 · 13,5	58
10062171	MRP 21 · 11	58
10062172	MRP 21 · 13,5	58
10062173	MRP 21 · 16	58
10062174	MRP 29 · 13,5	58
10062175	MRP 29 · 16	58
10062176	MRP 29 · 21	58
10062177	MRP 36 · 21	58
10062178	MRP 36 · 29	58
10062179	MRP 42 · 29	58
10062180	MRP 42 · 36	58
10062181	MRP 48 · 36	58
10062182	MRP 48 · 42	58
10062183	RDE 12	147
10062184	RDE 16	147
10062185	RDE 20	147
10062186	RDE 32	147
10062187	RDE 40	147
10062188	RDE 50	147
10062189	RDE 63	147
10062191	MEP 7 · 9	56
10062192	MEP 9 · 11	56
10062193	MEP 9 · 13,5	56
10062194	MEP 11 · 13,5	56
10062195	MEP 11 · 16	56
10062196	MEP 11 · 21	56
10062197	MEP 13,5 · 16	56
10062198	MEP 13,5 · 21	56
10062199	MEP 16 · 21	56
10062200	MEP 16 · 29	56
10062201	MEP 21 · 29	56
10062202	MEP 29 · 36	56
10062203	MEP 36 · 42	56
10062204	MEP 42 · 48	56
10062210	COMBI 1010/empty/W	162
10062211	COMBI 1010/5/W	162
10062214	COMBI 1010/empty/S	162
10062215	COMBI 1010/5/S	162
10062281	MSKV 7	44

WISKA-No.	Type	Page
10062282	MSKV 9	44
10062283	MSKV 11	44
10062284	MSKV 13,5	44
10062285	MSKV 16	44
10062286	MSKV 21	44
10062287	MSKV 29	44
10062288	MSKV 36	44
10062289	MSKV 42	44
10062290	MSKV 48	44
10062450	ESTS 12	153
10062451	ESTS 16	153
10062452	ESTS 20	153
10062453	ESTS 25	153
10062454	ESTS 32	153
10062455	ESTS 40	153
10062456	ESTS 50	153
10062457	ESTS 63	153
10062490	EVS 12	26
10062491	EVS 16	26
10062492	EVS 20	26
10062493	EVS 25	26
10062494	EVS 32	26
10062495	EVS 40	26
10062496	EVS 50	26
10062497	EVS 63	26
10062498	EVS 12	26
10062499	EVS 16	26
10062500	EVS 20	26
10062501	EVS 25	26
10062502	EVS 32	26
10062503	EVS 40	26
10062504	EVS 50	26
10062505	EVS 63	26
10062514	EVSG 12	23
10062515	EVSG 16	23
10062516	EVSG 20	23
10062517	EVSG 25	23
10062518	EVSG 32	23
10062519	EVSG 40	23
10062520	EVSG 50	23
10062521	EVSG 63	23
10062551	EST 16	32
10062552	EST 20	32
10062553	EST 25	32
10062554	EST 32	32
10062559	EMT 16	37
10062560	EMT 20	37
10062561	EMT 25	37
10062562	EMT 32	37
10062567	EMS 16	36
10062568	EMS 20	36
10062569	EMS 25	36
10062570	EMS 32	36
10062655	NSKV 1/4	13
10062656	NSKV 3/8	13
10062657	NSKV 1/2	13
10062658	NSKV 3/4	13
10062659	NSKV 1	13
10062712	EMUG 12	21
10062713	EMUG 16	21
10062714	EMUG 20	21
10062715	EMUG 25	21
10062716	EMUG 32	21
10062717	EMUG 40	21
10062718	EMUG 50	21
10062719	EMUG 63	21
10062731	NSKV 1 1/4	13
10062732	NSKV 1 1/2	13
10062736	NSKV 2	13
10062737	ESKV-L 12 LT	9

WISKA-No.	Type	Page
10062738	ESKV-L 16 LT	9
10062739	ESKV-L 20 LT	9
10062758	ESKV-L 25 LT	9
10062759	ESKV-L 32 LT	9
10062760	ESKV-L 40 LT	9
10062761	ESKV-L 50 LT	9
10062762	ESKV-L 63 LT	9
10062763	ESKV 12 LT	9
10062777	ESKV 16 LT	9
10062778	ESKV 20 LT	9
10062779	ESKV 25 LT	9
10062780	ESKV 32 LT	9
10062781	ESKV 40 LT	9
10062782	ESKV 50 LT	9
10062800	ESKV 63 LT	9
10062801	EADR 12	155
10062802	EADR 16	155
10062803	EADR 20	155
10062804	EADR 25	155
10062805	EADR 32	155
10062806	EADR 40	155
10062807	EADR 50	155
10062808	EADR 63	155
10062810	WSTS 16	156
10062811	WSTS 20	156
10062812	WSTS 25	156
10062813	WSTS 32	156
10062814	WSTS 40	156
10062847	WSTS 50	156
10062848	WSTS 63	156
10062850	ERMKV 12	48
10062851	ERMKV 16	48
10062852	ERMKV 20	48
10062853	ERMKV 25	48
10062854	ERMKV 32	48
10062855	ERMKV 40	48
10062856	ERMKV 50	48
10062857	ERMKV 63	48
10062860	ERMKV-L 12	48
10062861	ERMKV-L 16	48
10062862	ERMKV-L 20	48
10062863	ERMKV-L 25	48
10062864	ERMKV-L 32	48
10062865	ERMKV-L 40	48
10062866	ERMKV-L 50	48
10062867	ERMKV-L 63	48
10062870	ESMKV 12	49
10062871	ESMKV 16	49
10062872	ESMKV 20	49
10062873	ESMKV 25	49
10062874	ESMKV 32	49
10062875	ESMKV 40	49
10062876	ESMKV 50	49
10062877	ESMKV 63	49
10062880	ESMKV-L 12	50
10062881	ESMKV-L 16	50
10062882	ESMKV-L 20	50
10062883	ESMKV-L 25	50
10062884	ESMKV-L 32	50
10062885	ESMKV-L 40	50
10062886	ESMKV-L 50	50
10062887	ESMKV-L 63	50
10062965	AMMN 20 · 3/8	60
10062966	AMMN 20 · 1/2	60
10062967	AMMN 25 · 3/4	60
10062968	AMMN 32 · 1	60
10063008	EMT-F 16	37
10063009	EMT-F 20	37
10063010	EMT-F 25	37
10063011	EMT-F 32	37

WISKA-No.	Type	Page
10063055	NMSKE 1/4 EMV-Z	105
10063056	NMSKE 3/8 EMV-Z	105
10063057	NMSKE 1/2 EMV-Z	105
10063058	NMSKE 3/4 EMV-Z	105
10063059	NMSKE 1 EMV-Z	105
10063060	NMSKE 1 1/4 EMV-Z	105
10063061	NMSKE 1 1/2 EMV-Z	105
10063062	NMSKE 2 EMV-Z	105
10063071	EMSKEZ 16	106
10063072	EMSKEZ 20	106
10063073	EMSKEZ 25	106
10063074	EMSKEZ 32	106
10063075	EMSKEZ 40	106
10063076	EMSKEZ 50	106
10063077	EMSKEZ 63	106
10063102	MFD 50/25/050	150
10063121	ERKMKV 12	51
10063122	ERKMKV 16	51
10063123	ERKMKV 20	51
10063125	ERKMKV 25	51
10063126	ERKMKV 32	51
10063127	ERKMKV 40	51
10063128	ERKMKV 50	51
10063129	ERKMKV 63	51
10063131	ESKMKV 12	52
10063132	ESKMKV 16	52
10063133	ESKMKV 20	52
10063135	ESKMKV 25	52
10063136	ESKMKV 32	52
10063137	ESKMKV 40	52
10063138	ESKMKV 50	52
10063139	ESKMKV 63	52
10063141	EMMU 12	53
10063142	EMMU 16	53
10063143	EMMU 20	53
10063144	EMMU 25	53
10063145	EMMU 32	53
10063146	EMMU 40	53
10063147	EMMU 50	53
10063148	EMMU 63	53
10063151	EMVS 12	54
10063152	EMVS 16	54
10063153	EMVS 20	54
10063154	EMVS 25	54
10063155	EMVS 32	54
10063156	EMVS 40	54
10063157	EMVS 50	54
10063158	EMVS 63	54
10063210	EMMU-EMV 12	90
10063211	EMMU-EMV 16	90
10063212	EMMU-EMV 20	90
10063213	EMMU-EMV 25	90
10063214	EMMU-EMV 32	90
10063215	EMMU-EMV 40	90
10063216	EMMU-EMV 50	90
10063217	EMMU-EMV 63	90
10063218	MMU-EMV 7	90
10063219	MMU-EMV 9	90
10063220	MMU-EMV 11	90
10063221	MMU-EMV 13,5	90
10063222	MMU-EMV 16	90
10063223	MMU-EMV 21	90
10063224	MMU-EMV 29	90
10063225	MMU-EMV 36	90
10063226	MMU-EMV 42	90
10063227	MMU-EMV 48	90
10063249	WISKONUS-SET 12	17
10063250	WISKONUS-SET 16	17
10063251	WISKONUS-SET 20	17
10063252	WISKONUS-SET 25	17

POLYAMIDE
POLYAMIDE ACCESSORIES
MEMBRANE
BRASS
BRASS ACCESSORIES
MARITIME
STAINLESS STEEL
EMC
EX E / I
EX D
VENTING
BS 6121
SEALINGS, TOOLS
JUNCTION BOXES
TECHNICS
INDEX

Index by WISKA-No.

POLYAMIDE
ACCESSORIES
MEMBRANE
BRASS
BRASS
ACCESSORIES
MARITIME
STAINLESS
STEEL
EMC
EX E / I
EX D
VENTING
BS 6121
SEALINGS,
TOOLS
JUNCTION
BOXES
TECHNICS
INDEX

WISKA-No.	Type	Page
10063253	WISKONUS-SET 32	17
10063254	WISKONUS-SET 40	17
10063255	WISKONUS-SET 50	17
10063256	WISKONUS-SET 63	17
10063257	WISKONUS 12	17
10063258	WISKONUS 16	17
10063259	WISKONUS 20	17
10063260	WISKONUS 25	17
10063261	WISKONUS 32	17
10063262	WISKONUS 40	17
10063263	WISKONUS 50	17
10063264	WISKONUS 63	17
10063570	KEM 12/16	27
10063571	KEM 16/20	27
10063572	KEM 20/25	27
10063573	KEM 25/32	27
10063574	KEM 32/40	27
10063575	KEM 40/50	27
10063576	KEM 50/63	27
10063577	KRM 16/12	28
10063578	KRM 20/12	28
10063579	KRM 20/16	28
10063580	KRM 25/12	28
10063581	KRM 25/16	28
10063582	KRM 25/20	28
10063583	KRM 32/16	28
10063584	KRM 32/20	28
10063585	KRM 32/25	28
10063586	KRM 40/20	28
10063587	KRM 40/25	28
10063588	KRM 40/32	28
10063589	KRM 50/25	28
10063590	KRM 50/32	28
10063591	KRM 50/40	28
10063592	KRM 63/32	28
10063593	KRM 63/40	28
10063594	KRM 63/50	28
10063595	KEP 7/9	27
10063596	KEP 9/11	27
10063597	KEP 11/13,5	27
10063598	KEP 13,5/16	27
10063599	KEP 16/21	27
10063600	KEP 21/29	27
10063601	KEP 29/36	27
10063602	KEP 36/42	27
10063603	KEP 42/48	27
10063604	KRP 9/7	29
10063605	KRP 11/7	29
10063606	KRP 11/9	29
10063607	KRP 13,5/7	29
10063608	KRP 13,5/9	29
10063609	KRP 13,5/11	29
10063610	KRP 16/9	29
10063611	KRP 16/11	29
10063612	KRP 16/13,5	29
10063613	KRP 21/11	29
10063614	KRP 21/13,5	29
10063615	KRP 21/16	29
10063616	KRP 29/13,5	29
10063617	KRP 29/16	29
10063618	KRP 29/21	29
10063619	KRP 36/16	29
10063620	KRP 36/21	29
10063621	KRP 36/29	29
10063622	KRP 42/21	29
10063623	KRP 42/29	29
10063624	KRP 42/36	29
10063625	KRP 48/29	29
10063626	KRP 48/36	29
10063627	KRP 48/42	29

WISKA-No.	Type	Page
10063628	AMP 12/7	30
10063629	AMP 12/9	30
10063630	AMP 16/9	30
10063631	AMP 16/11	30
10063632	AMP 16/13,5	30
10063633	AMP 20/11	30
10063634	AMP 20/13,5	30
10063635	AMP 20/16	30
10063636	AMP 25/13,5	30
10063637	AMP 25/16	30
10063638	AMP 25/21	30
10063639	AMP 32/16	30
10063640	AMP 32/21	30
10063641	AMP 32/29	30
10063642	AMP 40/21	30
10063643	AMP 40/29	30
10063644	AMP 40/36	30
10063645	AMP 50/36	30
10063646	AMP 50/42	30
10063647	AMP 50/48	30
10063648	AMP 63/42	30
10063649	AMP 63/48	30
10063650	APM 7/12	31
10063651	APM 7/16	31
10063652	APM 9/12	31
10063653	APM 9/16	31
10063654	APM 9/20	31
10063655	APM 11/16	31
10063656	APM 11/20	31
10063657	APM 11/25	31
10063658	APM 13,5/16	31
10063659	APM 13,5/20	31
10063660	APM 13,5/25	31
10063661	APM 16/20	31
10063662	APM 16/25	31
10063663	APM 16/32	31
10063664	APM 21/25	31
10063665	APM 21/32	31
10063666	APM 21/40	31
10063667	APM 29/32	31
10063668	APM 29/40	31
10063669	APM 29/50	31
10063670	APM 36/40	31
10063671	APM 36/50	31
10063672	APM 36/63	31
10063673	APM 42/40	31
10063674	APM 42/50	31
10063675	APM 42/63	31
10063676	APM 48/50	31
10063677	APM 48/63	31
10063880	AMPM 7/12	60
10063883	AMPM 9/16	60
10063885	AMPM 11/16	60
10063889	AMPM 13,5/20	60
10063891	AMPM 16/20	60
10063892	AMPM 16/25	60
10063894	AMPM 21/25	60
10063895	AMPM 21/32	60
10063898	AMPM 29/40	60
10063901	AMPM 36/50	60
10063905	AMPM 42/63	60
10063908	RDE 16 LT	148
10063909	RDE 20 LT	148
10063910	RDE 25 LT	148
10063911	AMMP 12/7	59
10063912	AMMP 12/9	59
10063913	AMMP 16/7	59
10063914	AMMP 16/9	59
10063915	AMMP 16/11	59
10063916	AMMP 20/9	59

WISKA-No.	Type	Page
10063917	AMMP 20/11	59
10063918	AMMP 20/13,5	59
10063919	AMMP 20/16	59
10063920	AMMP 25/11	59
10063921	AMMP 25/13,5	59
10063922	AMMP 25/16	59
10063923	AMMP 25/21	59
10063924	AMMP 32/13,5	59
10063925	AMMP 32/16	59
10063926	AMMP 32/21	59
10063927	AMMP 32/29	59
10063928	AMMP 40/16	59
10063929	AMMP 40/21	59
10063930	AMMP 40/29	59
10063933	AMMP 50/29	59
10063934	RDE 32 LT	148
10063935	AMMP 50/42	59
10063937	AMMP 63/36	59
10063938	AMMP 63/42	59
10063939	AMMP 63/48	59
10063940	MRM 16/12	57
10063941	MRM 20/12	57
10063942	MRM 20/16	57
10063943	MRM 25/16	57
10063944	MRM 25/20	57
10063945	MRM 32/20	57
10063946	MRM 32/25	57
10063947	MRM 40/25	57
10063948	MRM 40/32	57
10063949	MRM 50/32	57
10063950	MRM 50/40	57
10063951	MRM 63/40	57
10063952	MRM 63/50	57
10063953	MEM 12/16	56
10063954	MEM 16/20	56
10063955	MEM 20/25	56
10063956	MEM 25/32	56
10063957	MEM 32/40	56
10063958	MEM 40/50	56
10063959	MEM 50/63	56
10063960	RDE 40 LT	148
10063966	RDE 50 LT	148
10063967	RDE 63 LT	148
10063981	RDE 12 LT	148
10063995	MFD 25/02/070	150
10064000	BS 2	152
10064001	BS 3	152
10064002	BS 4	152
10064003	BS 5	152
10064004	BS 6	152
10064005	BS 7	152
10064006	BS 8	152
10064007	BS 9	152
10064008	BS 10	152
10064009	BS 12	152
10064010	BS 13	152
10064011	BS 14	152
10064012	BS 17	152
10064013	BS 20	152
10064014	BS 21	152
10064015	BS 25	152
10064016	BS 28	152
10064017	BS 35	152
10064018	BS 38	152
10064019	BS 48	152
10064020	BS 63	152
10064188	ESMU 12	78
10064189	ESMU 16	78
10064190	ESMU 20	78
10064191	ESMU 25	78

WISKA-No.	Type	Page
10064192	ESMU 32	78
10064193	ESMU 40	78
10064194	ESMU 50	78
10064195	ESMU 63	78
10064322	FFD 20/01/510	151
10064328	GFD 20/01/015	151
10064329	SFD 20/01/ASi	151
10064341	MFD 20/03/040	150
10064342	MFD 25/03/070	150
10064343	MFD 25/04/060	150
10064344	MFD 32/04/070	150
10064345	MFD 32/06/060	150
10064346	MFD 40/08/060	150
10064347	MFD 40/07/080	150
10064348	MFD 40/07/070	150
10064392	MFD 12/04/020	150
10064393	MFD 16/02/040	150
10064394	MFD 50/09/080	150
10064395	MFD 20/02/060	150
10064462	VFD 12	149
10064463	VFD 16	149
10064464	VFD 20	149
10064465	VFD 25	149
10064466	VFD 32	149
10064467	VFD 40	149
10064468	VFD 50	149
10064469	VFD 63	149
10064626	ESKV-F 12	11
10064627	ESKV-F 16	11
10064628	ESKV-F 20	11
10064629	ESKV-F 25	11
10064630	ESKV-F 32	11
10064631	ESKV-F 40	11
10064632	ESKV-F 50	11
10064633	ESKV-F 63	11
10064634	EVSG-ORD 12	24
10064635	EVSG-ORD 16	24
10064636	EVSG-ORD 20	24
10064637	EVSG-ORD 25	24
10064638	EVSG-ORD 32	24
10064639	EVSG-ORD 40	24
10064640	EVSG-ORD 50	24
10064641	EVSG-ORD 63	24
10064642	EVSG-ORD 12	24
10064643	EVSG-ORD 16	24
10064644	EVSG-ORD 20	24
10064645	EVSG-ORD 25	24
10064646	EVSG-ORD 32	24
10064647	EVSG-ORD 40	24
10064648	EVSG-ORD 50	24
10064649	EVSG-ORD 63	24
10064650	EVSG-ORD 12	24
10064651	EVSG-ORD 16	24
10064652	EVSG-ORD 20	24
10064653	EVSG-ORD 25	24
10064654	EVSG-ORD 32	24
10064655	EVSG-ORD 40	24
10064656	EVSG-ORD 50	24
10064657	EVSG-ORD 63	24
10064658	EVS 12	26
10064659	EVS 16	26
10064660	EVS 20	26
10064661	EVS 25	26
10064662	EVS 32	26
10064663	EVS 40	26
10064664	EVS 50	26
10064665	EVS 63	26
10064666	EVSF 12	25
10064667	EVSF 16	25
10064668	EVSF 20	25

POLYAMIDE
POLYAMIDE ACCESSORIES
MEMBRANE
BRASS
BRASS ACCESSORIES
MARITIME
STAINLESS STEEL
EMC
EX E / I
EX D
VENTING
BS 6121
SEALINGS, TOOLS
JUNCTION BOXES
TECHNICS
INDEX

Index by WISKA-No.

	WISKA-No.	Type	Page	
	10064669	EVSF 25	25	
	10064670	EVSF 32	25	
	10064671	EVSF 40	25	
	10064672	EVSF 50	25	
	10064673	EVSF 63	25	
POLYAMIDE ACCESSORIES	10064682	EWI90 12	32	
	10064683	EWI90 16	32	
	10064684	EWI90 20	32	
	10064685	EWI90 25	32	
	10064686	EWI90 32	32	
	10064687	EWI90 12	32	
	10064688	EWI90 16	32	
	10064689	EWI90 20	32	
	10064690	EWI90 25	32	
	10064691	EWI90 32	32	
MEMBRANE	10064692	EWI90 12	32	
	10064693	EWI90 16	32	
	10064694	EWI90 20	32	
	10064695	EWI90 25	32	
BRASS	10064696	EWI90 32	32	
	10064697	ORD-E 12	154	
BRASS ACCESSORIES	10064698	ORD-E 16	154	
	10064699	ORD-E 20	154	
	10064700	ORD-E 25	154	
	10064701	ORD-E 32	154	
	10064702	ORD-E 40	154	
	10064703	ORD-E 50	154	
	10064704	ORD-E 63	154	
	10064705	ORD-V 12	154	
	10064706	ORD-V 16	154	
	10064707	ORD-V 20	154	
MARITIME	10064708	ORD-V 25	154	
	10064709	ORD-V 32	154	
	10064710	ORD-V 40	154	
	10064711	ORD-V 50	154	
STAINLESS STEEL	10064712	ORD-V 63	154	
	10064720	EX-KRM 16/12	115	
	10064721	EX-KRM 20/12	115	
	10064722	EX-KRM 20/16	115	
	10064723	EX-KRM 25/12	115	
	10064724	EX-KRM 25/16	115	
	10064725	EX-KRM 25/20	115	
	10064726	EX-KRM 32/16	115	
	10064727	EX-KRM 32/20	115	
	10064728	EX-KRM 32/25	115	
EMC	10064729	EX-KRM 40/20	115	
	10064730	EX-KRM 40/25	115	
	10064731	EX-KRM 40/32	115	
	10064732	EX-KRM 50/20	115	
	10064733	EX-KRM 50/25	115	
	10064734	EX-KRM 50/32	115	
	10064735	EX-KRM 50/40	115	
	10064736	EX-KRM 63/20	115	
	10064737	EX-KRM 63/25	115	
	10064738	EX-KRM 63/32	115	
EX E / I	10064739	EX-KRM 63/40	115	
	10064740	EX-KRM 63/50	115	
	10064741	EX-KEM 12/16	114	
	10064742	EX-KEM 16/20	114	
	10064743	EX-KEM 20/25	114	
	10064744	EX-KEM 25/32	114	
	10064745	EX-KEM 32/40	114	
	10064746	EX-KEM 40/50	114	
	10064747	EX-KEM 50/63	114	
	10064748	EX-APM 7/12	116	
EX D	10064749	EX-APM 7/16	116	
	10064750	EX-APM 9/12	116	
	10064751	EX-APM 9/16	116	
	10064752	EX-APM 9/20	116	
	10064753	EX-APM 11/16	116	
	VENTING			
BS 6121				
SEALINGS, TOOLS				
JUNCTION BOXES				
TECHNICS				
INDEX				

WISKA-No.	Type	Page
10064754	EX-APM 11/20	116
10064755	EX-APM 11/25	116
10064756	EX-APM 13,5/16	116
10064757	EX-APM 13,5/20	116
10064758	EX-APM 13,5/25	116
10064759	EX-APM 16/20	116
10064760	EX-APM 16/25	116
10064761	EX-APM 16/32	116
10064762	EX-APM 21/20	116
10064763	EX-APM 21/25	116
10064764	EX-APM 21/32	116
10064765	EX-APM 21/40	116
10064766	EX-APM 29/20	116
10064767	EX-APM 29/25	116
10064768	EX-APM 29/32	116
10064769	EX-APM 29/40	116
10064770	EX-APM 29/50	116
10064771	EX-APM 36/20	116
10064772	EX-APM 36/25	116
10064773	EX-APM 36/32	116
10064774	EX-APM 36/40	116
10064775	EX-APM 36/50	116
10064776	EX-APM 36/63	116
10064777	EX-APM 42/20	116
10064778	EX-APM 42/25	116
10064779	EX-APM 42/32	116
10064780	EX-APM 42/40	116
10064781	EX-APM 42/50	116
10064782	EX-APM 42/63	116
10064783	EX-APM 48/20	117
10064784	EX-APM 48/25	117
10064785	EX-APM 48/32	117
10064786	EX-APM 48/40	117
10064787	EX-APM 48/50	117
10064788	EX-APM 48/63	117
10064950	MFD 32/04/080	150
10064976	ESKV-RDE 12	10
10064977	ESKV-RDE 16	10
10064978	ESKV-RDE 20	10
10064979	ESKV-RDE 25	10
10064980	ESKV-RDE 32	10
10064981	ESKV-RDE 40	10
10064982	ESKV-RDE 50	10
10064983	ESKV-RDE 63	10
10064984	ESKV-RDE 12	10
10064985	ESKV-RDE 16	10
10064986	ESKV-RDE 20	10
10064987	ESKV-RDE 25	10
10064988	ESKV-RDE 32	10
10064989	ESKV-RDE 40	10
10064990	ESKV-RDE 50	10
10064991	ESKV-RDE 63	10
10064992	ESKV-RDE 12	10
10064993	ESKV-RDE 16	10
10064994	ESKV-RDE 20	10
10064995	ESKV-RDE 25	10
10064996	ESKV-RDE 32	10
10064997	ESKV-RDE 40	10
10064998	ESKV-RDE 50	10
10064999	ESKV-RDE 63	10
10065000	EMSKV 12	40
10065001	EMSKV 16	40
10065002	EMSKV 20	40
10065003	EMSKV 25	40
10065004	EMSKV 32	40
10065005	EMSKV 40	40
10065006	EMSKV 50	40
10065007	EMSKV 63	40
10065008	EMSKV-L 12	40
10065009	EMSKV-L 16	40

WISKA-No.	Type	Page
10065010	EMSKV-L 20	40
10065011	EMSKV-L 25	40
10065012	EMSKV-L 32	40
10065013	EMSKV-L 40	40
10065014	EMSKV-L 50	40
10065015	EMSKV-L 63	40
10065016	EMSKV 12 EMV-Z	85
10065017	EMSKV 16 EMV-Z	85
10065018	EMSKV 20 EMV-Z	85
10065019	EMSKV 25 EMV-Z	85
10065020	EMSKV 32 EMV-Z	85
10065021	EMSKV 40 EMV-Z	85
10065022	EMSKV 50 EMV-Z	85
10065023	EMSKV 63 EMV-Z	85
10065032	EMSKV-SET 12	42
10065033	EMSKV-SET 16	42
10065034	EMSKV-SET 20	42
10065035	EMSKV-SET 25	42
10065036	EMSKV-SET 32	42
10065037	EMSKV-SET 40	42
10065038	EMSKV-SET 50	42
10065039	EMSKV-SET 63	42
10065040	EMSKE 12	100
10065041	EMSKE 16	100
10065042	EMSKE 20	100
10065043	EMSKE 25	100
10065044	EMSKE 32	100
10065045	EMSKE 40	100
10065046	EMSKE 50	100
10065047	EMSKE 63	100
10065048	EMSKE-L 12	100
10065049	EMSKE-L 16	100
10065050	EMSKE-L 20	100
10065051	EMSKE-L 25	100
10065052	EMSKE-L 32	100
10065053	EMSKE-L 40	100
10065054	EMSKE-L 50	100
10065055	EMSKE-L 63	100
10065056	EMSKE 12 EMV-Z	104
10065057	EMSKE 16 EMV-Z	104
10065058	EMSKE 20 EMV-Z	104
10065059	EMSKE 25 EMV-Z	104
10065060	EMSKE 32 EMV-Z	104
10065061	EMSKE 40 EMV-Z	104
10065062	EMSKE 50 EMV-Z	104
10065063	EMSKE 63 EMV-Z	104
10065072	EMVS-L 12	54
10065073	EMVS-L 16	54
10065074	EMVS-L 20	54
10065075	EMVS L 25	54
10065076	EMVS-L 32	54
10065077	EMVS-L 40	54
10065078	EMVS-L 50	54
10065079	EMVS-L 63	54
10065080	EMVS-ORD 12	55
10065081	EMVS-ORD 16	55
10065082	EMVS-ORD 20	55
10065083	EMVS-ORD 25	55
10065084	EMVS-ORD 32	55
10065085	EMVS-ORD 40	55
10065086	EMVS-ORD 50	55
10065087	EMVS-ORD 63	55
10065101	MMSKV 16	62
10065102	MMSKV 18	62
10065103	MMSKV 24	62
10065104	MMSKV 30	62
10065105	MMSKV 36	62
10065106	MMSKV 45	62
10065107	MMSKV 56	62
10065108	MMSKV 16	62

WISKA-No.	Type	Page
10065109	MMSKV 18	62
10065110	MMSKV 24	62
10065111	MMSKV 30	62
10065112	MMSKV 36	62
10065113	MMSKV 45	62
10065114	MMSKV 56	62
10065115	MMSKV 16	62
10065116	MMSKV 18	62
10065117	MMSKV 24	62
10065118	MMSKV 30	62
10065119	MMSKV 36	62
10065120	MMSKV 45	62
10065121	MMSKV 56	62
10065122	MMSKV 16 EMV-Z	62
10065123	MMSKV 18 EMV-Z	62
10065124	MMSKV 24 EMV-Z	62
10065125	MMSKV 30 EMV-Z	62
10065126	MMSKV 36 EMV-Z	62
10065127	MMSKV 45 EMV-Z	62
10065128	MMSKV 56 EMV-Z	62
10065129	MMSKV 16 EMV-Z	62
10065130	MMSKV 18 EMV-Z	62
10065131	MMSKV 24 EMV-Z	62
10065132	MMSKV 30 EMV-Z	62
10065133	MMSKV 36 EMV-Z	62
10065134	MMSKV 45 EMV-Z	62
10065135	MMSKV 56 EMV-Z	62
10065136	MMSKV 16 EMV-Z	62
10065137	MMSKV 18 EMV-Z	62
10065138	MMSKV 24 EMV-Z	62
10065139	MMSKV 30 EMV-Z	62
10065140	MMSKV 36 EMV-Z	62
10065141	MMSKV 45 EMV-Z	62
10065142	MMSKV 56 EMV-Z	62
10065182	EMSKV-L 12 EMV-Z	85
10065183	EMSKV-L 16 EMV-Z	85
10065184	EMSKV-L 20 EMV-Z	85
10065185	EMSKV-L 25 EMV-Z	85
10065186	EMSKV-L 32 EMV-Z	85
10065187	EMSKV-L 40 EMV-Z	85
10065188	EMSKV-L 50 EMV-Z	85
10065189	EMSKV-L 63 EMV-Z	85
10065255	EMSKV 20-25	43
10065256	EMSKV 25-32	43
10065300	EX-EVSG 12	113
10065301	EX-EVSG 16	113
10065302	EX-EVSG 20	113
10065303	EX-EVSG 25	113
10065304	EX-EVSG 32	113
10065305	EX-EVSG 40	113
10065306	EX-EVSG 50	113
10065307	EX-EVSG 63	113
10065308	EX-EVSG 75	113
10065331	EX-EMVS 12	117
10065332	EX-EMVS 16	117
10065333	EX-EMVS 20	117
10065334	EX-EMVS 25	117
10065335	EX-EMVS 32	117
10065336	EX-EMVS 40	117
10065337	EX-EMVS 50	117
10065338	EX-EMVS 63	117
10065351	EMSKVZ 16	47
10065352	EMSKVZ 20	47
10065353	EMSKVZ 25	47
10065354	EMSKVZ 32	47
10065355	EMSKVZ 40	47
10065356	EMSKVZ 50	47
10065357	EMSKVZ 63	47
10065358	ESSKE-4 12 LT EMV-Z	112
10065359	ESSKE-4 16 LT EMV-Z	112

Index by WISKA-No.

	WISKA-No.	Type	Page
	10065360	ESSKE-4 20 LT EMV-Z	112
	10065361	ESSKE-4 25 LT EMV-Z	112
	10065362	ESSKE-4 32 LT EMV-Z	112
	10065363	ESSKE-4 40 LT EMV-Z	112
	10065364	ESSKE-4 50 LT EMV-Z	112
	10065365	ESSKE-4 63 LT EMV-Z	112
POLYAMIDE	10065389	ESSKE-4 12 LT	110
	10065390	ESSKE-4 16 LT	110
	10065391	ESSKE-4 20 LT	110
POLYAMIDE ACCESSORIES	10065392	ESSKE-4 25 LT	110
	10065393	ESSKE-4 32 LT	110
	10065394	ESSKE-4 40 LT	110
	10065395	ESSKE-4 50 LT	110
	10065396	ESSKE-4 63 LT	110
MEMBRANE	10065460	ESVS 12	79
	10065461	ESVS 16	79
	10065462	ESVS 20	79
	10065463	ESVS 25	79
BRASS	10065464	ESVS 32	79
	10065465	ESVS 40	79
	10065466	ESVS 50	79
BRASS ACCESSORIES	10065467	ESVS 63	79
	10065480	NMSKV 1/4	45
	10065481	NMSKV 3/8	45
	10065482	NMSKV 1/2	45
MARITIME	10065483	NMSKV 3/4	45
	10065484	NMSKV 1	45
	10065485	NMSKV 1 1/4	45
	10065486	NMSKV 1 1/2	45
STAINLESS STEEL	10065487	NMSKV 2	45
	10065488	NMSKV 1/4 EMV-Z	88
	10065489	NMSKV 3/8 EMV-Z	88
	10065490	NMSKV 1/2 EMV-Z	88
EMC	10065491	NMSKV 3/4 EMV-Z	88
	10065492	NMSKV 1 EMV-Z	88
	10065493	NMSKV 1 1/4 EMV-Z	88
	10065494	NMSKV 1 1/2 EMV-Z	88
EX E / I	10065495	NMSKV 2 EMV-Z	88
	10065800	EMSKV 12 LT	41
	10065801	EMSKV 16 LT	41
	10065802	EMSKV 20 LT	41
EX D	10065803	EMSKV 25 LT	41
	10065804	EMSKV 32 LT	41
	10065805	EMSKV 40 LT	41
	10065806	EMSKV 50 LT	41
VENTING	10065807	EMSKV 63 LT	41
	10065808	EMSKV-L 12 LT	41
	10065809	EMSKV-L 16 LT	41
BS 6121	10065810	EMSKV-L 20 LT	41
	10065811	EMSKV-L 25 LT	41
	10065812	EMSKV-L 32 LT	41
	10065813	EMSKV-L 40 LT	41
SEALINGS TOOLS	10065814	EMSKV-L 50 LT	41
	10065815	EMSKV-L 63 LT	41
	10065831	EMSKVS 16	46
	10065832	EMSKVS 20	46
JUNCTION BOXES	10065833	EMSKVS 25	46
	10065834	EMSKVS 32	46
	10065835	EMSKVS 40	46
	10065836	EMSKVS 50	46
	10065837	EMSKVS 63	46
TECHNICS	10065851	EMSKVS-L 16	46
	10065852	EMSKVS-L 20	46
	10065853	EMSKVS-L 25	46
INDEX	10065854	EMSKVS-L 32	46
	10065855	EMSKVS-L 40	46
	10065856	EMSKVS-L 50	46
	10065857	EMSKVS-L 63	46
	10065860	EMSKVZ-L 16	47
	10065861	EMSKVZ-L 20	47

WISKA-No.	Type	Page
10065862	EMSKVZ-L 25	47
10065863	EMSKVZ-L 32	47
10065864	EMSKVZ-L 40	47
10065865	EMSKVZ-L 50	47
10065866	EMSKVZ-L 63	47
10065873	ESSKV-4 12 LT EMV-Z	87
10065874	ESSKV-4 16 LT EMV-Z	87
10065875	ESSKV-4 20 LT EMV-Z	87
10065876	ESSKV-4 25 LT EMV-Z	87
10065877	ESSKV-4 32 LT EMV-Z	87
10065878	ESSKV-4 40 LT EMV-Z	87
10065879	ESSKV-4 50 LT EMV-Z	87
10065880	ESSKV-4 63 LT EMV-Z	87
10065881	ESSKV-4 12 LT	77
10065882	ESSKV-4 16 LT	77
10065883	ESSKV-4 20 LT	77
10065884	ESSKV-4 25 LT	77
10065885	ESSKV-4 32 LT	77
10065886	ESSKV-4 40 LT	77
10065887	ESSKV-4 50 LT	77
10065888	ESSKV-4 63 LT	77
10065900	EMSVG 20	131
10065901	EMSVG 25	131
10065902	EMSVG 32	131
10065903	EMSVG 40	131
10065904	EMSVG 50	131
10065905	EMSVG 63	131
10065906	EMSVG 20 EMV-Z	133
10065907	EMSVG 25 EMV-Z	133
10065908	EMSVG 32 EMV-Z	133
10065909	EMSVG 40 EMV-Z	133
10065910	EMSVG 50 EMV-Z	133
10065911	EMSVG 63 EMV-Z	133
10065922	EMSKE-L 12 EMV-Z	104
10065923	EMSKE-L 16 EMV-Z	104
10065924	EMSKE-L 20 EMV-Z	104
10065925	EMSKE-L 25 EMV-Z	104
10065926	EMSKE-L 32 EMV-Z	104
10065927	EMSKE-L 40 EMV-Z	104
10065928	EMSKE-L 50 EMV-Z	104
10065929	EMSKE-L 63 EMV-Z	104
10065938	EMSKE-L 12 LT	101
10065939	EMSKE-L 16 LT	101
10065940	EMSKE-L 20 LT	101
10065941	EMSKE-L 25 LT	101
10065942	EMSKE-L 32 LT	101
10065943	EMSKE-L 40 LT	101
10065944	EMSKE-L 50 LT	101
10065945	EMSKE-L 63 LT	101
10065946	EMSKE 12 LT	101
10065947	EMSKE 16 LT	101
10065948	EMSKE 20 LT	101
10065949	EMSKE 25 LT	101
10065950	EMSKE 32 LT	101
10065951	EMSKE 40 LT	101
10065952	EMSKE 50 LT	101
10065953	EMSKE 63 LT	101
10065954	ESSKV 12 LT EMV-Z	87
10065955	ESSKV 16 LT EMV-Z	87
10065956	ESSKV 20 LT EMV-Z	87
10065957	ESSKV 25 LT EMV-Z	87
10065958	ESSKV 32 LT EMV-Z	87
10065959	ESSKV 40 LT EMV-Z	87
10065960	ESSKV 50 LT EMV-Z	87
10065961	ESSKV 63 LT EMV-Z	87
10065962	ESSKV 12 LT	77
10065963	ESSKV 16 LT	77
10065964	ESSKV 20 LT	77
10065965	ESSKV 25 LT	77
10065966	ESSKV 32 LT	77

WISKA-No.	Type	Page
10065967	ESSKV 40 LT	77
10065968	ESSKV 50 LT	77
10065969	ESSKV 63 LT	77
10065978	ESSKE 12 LT EMV-Z	112
10065979	ESSKE 16 LT EMV-Z	112
10065980	ESSKE 20 LT EMV-Z	112
10065981	ESSKE 25 LT EMV-Z	112
10065982	ESSKE 32 LT EMV-Z	112
10065983	ESSKE 40 LT EMV-Z	112
10065984	ESSKE 50 LT EMV-Z	112
10065985	ESSKE 63 LT EMV-Z	112
10065986	ESSKE 12 LT	110
10065987	ESSKE 16 LT	110
10065988	ESSKE 20 LT	110
10065989	ESSKE 25 LT	110
10065990	ESSKE 32 LT	110
10065991	ESSKE 40 LT	110
10065992	ESSKE 50 LT	110
10065993	ESSKE 63 LT	110
10066001	SKV 7	12
10066002	SKV 9	12
10066003	SKV 11	12
10066004	SKV 13,5	12
10066005	SKV 16	12
10066006	SKV 21	12
10066007	SKV 29	12
10066008	SKV 36	12
10066009	SKV 42	12
10066010	SKV 48	12
10066120	ESKV 12	8
10066121	ESKV 16	8
10066122	ESKV 20	8
10066123	ESKV 25	8
10066124	ESKV 32	8
10066125	ESKV 40	8
10066126	ESKV 50	8
10066127	ESKV 63	8
10066191	SKV 7	12
10066192	SKV 9	12
10066193	SKV 11	12
10066194	SKV 13,5	12
10066195	SKV 16	12
10066196	SKV 21	12
10066197	SKV 29	12
10066198	SKV 36	12
10066199	SKV 42	12
10066200	SKV 48	12
10066380	ESKV 12	8
10066381	ESKV 16	8
10066382	ESKV 20	8
10066383	ESKV 25	8
10066384	ESKV 32	8
10066385	ESKV 40	8
10066386	ESKV 50	8
10066387	ESKV 63	8
10066390	ESKV-L 12	8
10066391	ESKV-L 16	8
10066392	ESKV-L 20	8
10066393	ESKV-L 25	8
10066394	ESKV-L 32	8
10066395	ESKV-L 40	8
10066396	ESKV-L 50	8
10066397	ESKV-L 63	8
10066400	SKV 7	12
10066401	SKV 9	12
10066402	SKV 11	12
10066403	SKV 13,5	12
10066404	SKV 16	12
10066405	SKV 21	12
10066406	SKV 29	12

WISKA-No.	Type	Page
10066407	SKV 36	12
10066408	SKV 42	12
10066409	SKV 48	12
10066410	ESKV 12	8
10066411	ESKV 16	8
10066412	ESKV 20	8
10066413	ESKV 25	8
10066414	ESKV 32	8
10066415	ESKV 40	8
10066416	ESKV 50	8
10066417	ESKV 63	8
10066500	ESKV-L 12	8
10066501	ESKV-L 16	8
10066502	ESKV-L 20	8
10066503	ESKV-L 25	8
10066504	ESKV-L 32	8
10066505	ESKV-L 40	8
10066506	ESKV-L 50	8
10066507	ESKV-L 63	8
10066516	ESKV-L 12	8
10066517	ESKV-L 16	8
10066518	ESKV-L 20	8
10066519	ESKV-L 25	8
10066520	ESKV-L 32	8
10066521	ESKV-L 40	8
10066522	ESKV-L 50	8
10066523	ESKV-L 63	8
10066524	ESKV-SET 12	10
10066525	ESKV-SET 16	10
10066526	ESKV-SET 20	10
10066527	ESKV-SET 25	10
10066528	ESKV-SET 32	10
10066529	ESKV-SET 40	10
10066530	ESKV-SET 50	10
10066531	ESKV-SET 63	10
10066632	GFD 25/01/060	151
10066634	COMBI IP68 SET 308/5	166
10066635	COMBI IP68 SET 607/5	166
10066636	COMBI IP68 SET 1010/5	166
10069000	ESSKV 12	76
10069001	ESSKV 16	76
10069002	ESSKV 20	76
10069003	ESSKV 25	76
10069004	ESSKV 32	76
10069005	ESSKV 40	76
10069006	ESSKV 50	76
10069007	ESSKV 63	76
10069016	ESSKV 12 EMV-Z	86
10069017	ESSKV 16 EMV-Z	86
10069018	ESSKV 20 EMV-Z	86
10069019	ESSKV 25 EMV-Z	86
10069020	ESSKV 32 EMV-Z	86
10069021	ESSKV 40 EMV-Z	86
10069022	ESSKV 50 EMV-Z	86
10069023	ESSKV 63 EMV-Z	86
10069100	ESSKV-4 12	76
10069101	ESSKV-4 16	76
10069102	ESSKV-4 20	76
10069103	ESSKV-4 25	76
10069104	ESSKV-4 32	76
10069105	ESSKV-4 40	76
10069106	ESSKV-4 50	76
10069107	ESSKV-4 63	76
10069116	ESSKV-4 12 EMV-Z	86
10069117	ESSKV-4 16 EMV-Z	86
10069118	ESSKV-4 20 EMV-Z	86
10069119	ESSKV-4 25 EMV-Z	86
10069120	ESSKV-4 32 EMV-Z	86
10069121	ESSKV-4 40 EMV-Z	86
10069122	ESSKV-4 50 EMV-Z	86

Index by WISKA-No.

	WISKA-No.	Type	Page
	10069123	ESSKV-4 63 EMV-Z	86
	10069200	ESSKE 12	109
	10069201	ESSKE 16	109
	10069202	ESSKE 20	109
	10069203	ESSKE 25	109
	10069204	ESSKE 32	109
	10069205	ESSKE 40	109
	10069206	ESSKE 50	109
	10069207	ESSKE 63	109
	10069216	ESSKE 12 EMV-Z	111
	10069217	ESSKE 16 EMV-Z	111
	10069218	ESSKE 20 EMV-Z	111
	10069219	ESSKE 25 EMV-Z	111
	10069220	ESSKE 32 EMV-Z	111
	10069221	ESSKE 40 EMV-Z	111
	10069222	ESSKE 50 EMV-Z	111
	10069223	ESSKE 63 EMV-Z	111
	10069232	ESSKE-4 12	109
	10069233	ESSKE-4 16	109
	10069234	ESSKE-4 20	109
	10069235	ESSKE-4 25	109
	10069236	ESSKE-4 32	109
	10069237	ESSKE-4 40	109
	10069238	ESSKE-4 50	109
	10069239	ESSKE-4 63	109
	10069248	ESSKE-4 12 EMV-Z	111
	10069249	ESSKE-4 16 EMV-Z	111
	10069250	ESSKE-4 20 EMV-Z	111
	10069251	ESSKE-4 25 EMV-Z	111
	10069252	ESSKE-4 32 EMV-Z	111
	10069253	ESSKE-4 40 EMV-Z	111
	10069254	ESSKE-4 50 EMV-Z	111
	10069255	ESSKE-4 63 EMV-Z	111
	10069400	ESSVG 20	132
	10069401	ESSVG 25	132
	10069402	ESSVG 32	132
	10069403	ESSVG 40	132
	10069404	ESSVG 50	132
	10069405	ESSVG 63	132
	10069406	ESSVG 20 EMV-Z	134
	10069407	ESSVG 25 EMV-Z	134
	10069408	ESSVG 32 EMV-Z	134
	10069409	ESSVG 40 EMV-Z	134
	10069410	ESSVG 50 EMV-Z	134
	10069411	ESSVG 63 EMV-Z	134
	10069500	ESSVG-4 20	132
	10069501	ESSVG-4 25	132
	10069502	ESSVG-4 32	132
	10069503	ESSVG-4 40	132
	10069504	ESSVG-4 50	132
	10069505	ESSVG-4 63	132
	10069506	ESSVG-4 20 EMV-Z	134
	10069507	ESSVG-4 25 EMV-Z	134
	10069508	ESSVG-4 32 EMV-Z	134
	10069509	ESSVG-4 40 EMV-Z	134
	10069510	ESSVG-4 50 EMV-Z	134
	10069511	ESSVG-4 63 EMV-Z	134
	10100490	PMSKV 9-16	45
	10100491	PMSKV 13,5-25	45
	10100525	MFD 12/02/020	150
	10100666	ESVG 25	130
	10100667	ESVG 25	130
	10100677	PMSKV 7-12	45
	10100678	PMSKV 7-16	45
	10100683	PMSKV 11-16	45
	10100684	PMSKV 11-20	45
	10100685	PMSKV 13,5-20	45
	10100686	PMSKV 16-20	45
	10100687	PMSKV 16-25	45
	10100688	PMSKV 21-25	45

	WISKA-No.	Type	Page
	10100689	PMSKV 21-32	45
	10100690	PMSKV 29-40	45
	10100691	PMSKV 36-50	45
	10100692	PMSKV 42-50	45
	10100693	PMSKV 48-63	45
	10100694	PMSKV 7-12 EMV-Z	88
	10100695	PMSKV 7-16 EMV-Z	88
	10100696	PMSKV 11-16 EMV-Z	88
	10100697	PMSKV 11-20 EMV-Z	88
	10100698	PMSKV 13,5-20 EMV-Z	88
	10100699	PMSKV 16-20 EMV-Z	88
	10100700	PMSKV 16-25 EMV-Z	88
	10100701	PMSKV 21-25 EMV-Z	88
	10100702	PMSKV 21-32 EMV-Z	88
	10100703	PMSKV 29-40 EMV-Z	88
	10100704	PMSKV 36-50 EMV-Z	88
	10100705	PMSKV 42-50 EMV-Z	88
	10100706	PMSKV 48-63 EMV-Z	88
	10100801	ESVG 32	130
	10100802	ESVG 32	130
	10100865	EMSKV 75	40
	10100963	EMSKV 75 EMV-Z	85
	10100972	NMMU 1/4	53
	10100973	NMMU 3/8	53
	10100974	NMMU 1/2	53
	10100975	NMMU 3/4	53
	10100976	NMMU 1	53
	10100977	NMMU 1 1/4	53
	10100978	NMMU 1 1/2	53
	10100979	NMMU 2	53
	10101011	PMSKV 9-16 EMV-Z	88
	10101014	MFD 16/03/021	150
	10101015	MFD 20/02/050	150
	10101016	MFD 25/01/090	150
	10101017	MFD 40/04/100	150
	10101018	MFD 32/03/080	150
	10101019	GFD 25/01/050	151
	10101020	GFD 50/01/080	151
	10101082	NMSKE 1/4	102
	10101083	NMSKE 3/8	102
	10101084	NMSKE 1/2	102
	10101085	NMSKE 3/4	102
	10101086	NMSKE 1	102
	10101087	NMSKE 1 1/4	102
	10101088	NMSKE 1 1/2	102
	10101089	NMSKE 2	102
	10101114	MFD 63/01/131-01/118-03/084-02	150
	10101140	MFD 32/05/070	150
	10101145	GFD 32/01/045-01/085	151
	10101192	FFD 20/01/713	151
	10101196	PMSKV 13,5-25 EMV-Z	88
	10101200	GFD 63/03/065	151
	10101201	MFD 63/03/065	150
	10101223	MFD 63/02/065-01/090	150
	10101224	GFD 63/02/065-01/090	151
	10101255	MFD 25/01/105-01/055	150
	10101256	MFD 32/01/115-01/085	150
	10101359	CLIXX 20	35
	10101364	EMSKV 63-75	43
	10101365	EMSKV 40-50	43
	10101427	MFD 40/09/069	150
	10101459	COMBI 1210/empty	163
	10101460	COMBI 1210/empty/S	163
	10101461	COMBI 1210/empty/W	163
	10101462	COMBI 1210/5	163
	10101463	COMBI 1210/5/S	163
	10101464	COMBI 1210/5/W	163
	10101478	DIN RAIL KIT 1210	163
	10101536	GFD 63/01/090	151
	10101672	KVM 80-Z61*	63

WISKA-No.	Type	Page
10101750	EMSKV 12-16	43
10101757	ORD-S 12	154
10101758	ORD-S 16	154
10101759	ORD-S 20	154
10101760	ORD-S 25	154
10101761	ORD-S 32	154
10101762	ORD-S 40	154
10101763	ORD-S 50	154
10101764	ORD-S 63	154
10101765	ORD-E 75	154
10101777	EMMU 75	53
10101853	HGSM 12-E Pack	75
10101854	HGSM 16-E Pack	75
10101855	HGSM 20-E Pack	75
10101856	HGSM 25-E Pack	75
10101857	HGSM 32-E Pack	75
10101858	HGSM 40-E Pack	75
10101859	HGSM 50-E Pack	75
10101860	HGSM 63-E Pack	75
10101861	CLIXX 16	35
10101862	CLIXX 25	35
10101930	CLIXX 16	35
10101931	CLIXX 16	35
10101932	CLIXX 16	35
10101933	CLIXX 20	35
10101934	CLIXX 20	35
10101935	CLIXX 20	35
10101936	CLIXX 25	35
10101937	CLIXX 25	35
10101938	CLIXX 25	35
10101939	EMSKV 16-20	43
10101940	EMSKV 32-40	43
10101941	EMSKV 50-63	43
10102023	MFD 25/05/056	150
10102054	MFD 40/03/125	150
10102169	MFD 32/03/065	150
10102170	MFD 32/03/090	150
10102171	MFD 40/6/065	150
10102172	MFD 40/06/090	150
10102228	EMMU-EMV 75	90
10102273	EMSKV 12 EMV-S	84
10102274	EMSKV 16 EMV-S	84
10102275	EMSKV 20 EMV-S	84
10102276	EMSKV 25 EMV-S	84
10102277	EMSKV 32 EMV-S	84
10102278	EMSKV 40 EMV-S	84
10102279	EMSKV 50 EMV-S	84
10102280	EMSKV 63 EMV-S	84
10102297	GFD 20/01/060	151
10102306	MFD 20/3/045	150
10102359	GFD 32/01/073	151
10102369	EVPS 12	135
10102370	EVPS 12	135
10102471	ESVG 40	130
10102472	ESVG 40	130
10102971	EMSKE 12 EMV-x	103
10102972	EMSKE 16 EMV-S	103
10102973	EMSKE 20 EMV-A	103
10102974	EMSKE 25 EMV-S	103
10102975	EMSKE 32 EMV-s	103
10102976	EMSKE 40 EMV-s	103
10102977	EMSKE 50 EMV-S	103
10102978	EMSKE 63 EMV-S	103
10103326	FFD 25/01/816	151
10103363	ESKE/1-e 12	94
10103364	ESKE/1-e 16	94
10103365	ESKE/1-e 20	94
10103366	ESKE/1-e 25	94
10103367	ESKE/1-e 32	94
10103368	ESKE/1-e 40	94

WISKA-No.	Type	Page
10103369	ESKE/1-e 50	94
10103370	ESKE/1-e 63	94
10103371	ESKE/1-i 12	97
10103372	ESKE/1-i 16	97
10103373	ESKE/1-i 20	97
10103374	ESKE/1-i 25	97
10103375	ESKE/1-i 32	97
10103376	ESKE/1-i 40	97
10103377	ESKE/1-i 50	97
10103378	ESKE/1-i 63	97
10103379	ESKE/1-L-e 12	94
10103380	ESKE/1-L-e 16	94
10103381	ESKE/1-L-e 20	94
10103382	ESKE/1-L-e 25	94
10103383	ESKE/1-L-e 32	94
10103384	ESKE/1-L-e 40	94
10103385	ESKE/1-L-e 50	94
10103386	ESKE/1-L-e 63	94
10103387	ESKE/1-L-i 12	97
10103388	ESKE/1-L-i 16	97
10103389	ESKE/1-L-i 20	97
10103390	ESKE/1-L-i 25	97
10103391	ESKE/1-L-i 32	97
10103392	ESKE/1-L-i 40	97
10103393	ESKE/1-L-i 50	97
10103394	ESKE/1-L-i 63	97
10103429	ESKE/1-e 12 LT	95
10103430	ESKE/1-e 16 LT	95
10103431	ESKE/1-e 20 LT	95
10103432	ESKE/1-e 25 LT	95
10103433	ESKE/1-e 32 LT	95
10103434	ESKE/1-e 40 LT	95
10103435	ESKE/1-e 50 LT	95
10103436	ESKE/1-e 63 LT	95
10103437	ESKE/1-i 12 LT	98
10103438	ESKE/1-i 16 LT	98
10103439	ESKE/1-i 20 LT	98
10103440	ESKE/1-i 25 LT	98
10103441	ESKE/1-i 32 LT	98
10103442	ESKE/1-i 40 LT	98
10103443	ESKE/1-i 50 LT	98
10103444	ESKE/1-i 63 LT	98
10103445	ESKE/1-L-e 12 LT	95
10103446	ESKE/1-L-e 16 LT	95
10103447	ESKE/1-L-e 20 LT	95
10103448	ESKE/1-L-e 25 LT	95
10103449	ESKE/1-L-e 32 LT	95
10103450	ESKE/1-L-e 40 LT	95
10103451	ESKE/1-L-e 50 LT	95
10103452	ESKE/1-L-e 63 LT	95
10103453	ESKE/1-L-i 12 LT	98
10103454	ESKE/1-L-i 16 LT	98
10103455	ESKE/1-L-i 20 LT	98
10103456	ESKE/1-L-i 25 LT	98
10103457	ESKE/1-L-i 32 LT	98
10103458	ESKE/1-L-i 40 LT	98
10103459	ESKE/1-L-i 50 LT	98
10103460	ESKE/1-L-i 63 LT	98
10103493	ESKE/1S-e 12	96
10103494	ESKE/1S-e 16	96
10103495	ESKE/1S-e 20	96
10103496	ESKE/1S-e 25	96
10103497	ESKE/1S-e 32	96
10103498	ESKE/1S-i 12	99
10103499	ESKE/1S-i 16	99
10103500	ESKE/1S-i 20	99
10103501	ESKE/1S-i 25	99
10103502	ESKE/1S-i 32	99
10103503	ESKE/1S-L-e 12	96
10103504	ESKE/1S-L-e 16	96

Index by WISKA-No.

	WISKA-No.	Type	Page
	10103505	ESKE/1S-L-e 20	96
	10103506	ESKE/1S-L-e 25	96
	10103507	ESKE/1S-L-e 32	96
	10103508	ESKE/1S-L-i 12	99
	10103509	ESKE/1S-L-i 16	99
	10103510	ESKE/1S-L-i 20	99
	10103511	ESKE/1S-L-i 25	99
	10103512	ESKE/1S-L-i 32	99
	10103623	HGSM 12 FD Pack	75
	10103624	HGSM 16 FD Pack	75
	10103625	HGSM 20 FD Pack	75
	10103626	HGSM 25 FD Pack	75
	10103627	HGSM 32 FD Pack	75
	10103628	HGSM 40 FD Pack	75
	10103629	HGSM 50 FD Pack	75
	10103630	HGSM 63 FD Pack	75
	30070182	SBL 56/Ni	69
	30070184	SBL 72/Ni	69
	30070439	SBL 24/Ni	69
	30070446	SBL 56/Cr	69
	30070452	SBL 45/Cr	69
	30070454	SBL 36/Cr	69
	30070470	SBL 30/Cr	69
	30070475	SBL 24/Cr	69
	30070490	SBL 18/Cr	69
	30070546	SBK 18	69
	30070547	SBL 18/Ni	69
	30070555	GM 72	70
	30070767	SBL 80/Ni	69
	30070901	SBK 24	69
	30071064	SBK 72	69
	30071065	SBK 56	69
	30071069	SBK 45	69
	30071075	SBK 36	69
	30071080	SBL 36/Ni	69
	30071082	SBL 30/Ni	69
	30071083	SBK 30	69
	30071365	SBL 45/Ni	69
	30071458	SBL 16/Cr	69
	30071463	SBK 45	69
	30071601	SBK 56	69
	30071611	SBK 24	69
	30071625	SBK 18	69
	30071626	SBK 30	69
	30071627	SBK 36	69
	30071680	SBK 72	69
	30071703	SBL 72/Cr	69
	30071705	SBL 80/Cr	69
	30071931	SBL 16/Ni	69
	30072051	SBL 105/Ni	69
	50011419	GM 18	70
	50011420	GM 24	70
	50011421	GM 30	70
	50011422	GM 36	70
	50011423	GM 45	70
	50011424	GM 56	70
	50011425	GM 72	70
	50011426	GM 80*	70
	50011427	GM 105*	70
	50013662	GM 16	70
	50016686	VSM 25*	71
	50016687	VSM 25*	71
	50016688	VSM 32*	71
	50016689	VSM 32*	71
	50016772	VSM 16	71
	50016774	VSM 24	71
	50016775	VSM 30	71
	50016782	VSM 16	71
	50016785	VSM 30	71
	50016786	VSM 36	71

	WISKA-No.	Type	Page
	50060708	VS 7	26
	50060709	VS 9	26
	50060710	VS 11	26
	50060711	VS 13,5	26
	50060713	VS 21	26
	50060714	VS 29	26
	50060715	VS 36	26
	50060716	VS 42	26
	50060717	VS 48	26
	50060728	VSG 7	23
	50060729	VSG 9	23
	50060730	VSG 11	23
	50060731	VSG 13,5	23
	50060733	VSG 21	23
	50060734	VSG 29	23
	50060735	VSG 36	23
	50060736	VSG 42	23
	50060737	VSG 48	23
	50061000	EMN 12	19
	50061001	EMN 16	19
	50061002	EMN 20	19
	50061003	EMN 25	19
	50061004	EMN 32	19
	50061005	EMN 40	19
	50061006	EMN 50	19
	50061007	EMN 63	19
	50061761	VS 7	26
	50061762	VS 9	26
	50061763	VS 11	26
	50061764	VS 13,5	26
	50061765	VS 21	26
	50061766	VS 29	26
	50061767	VS 36	26
	50061768	VS 42	26
	50061769	VS 48	26
	50062292	EMN-0 12	19
	50062293	EMN-0 16	19
	50062294	EMN-0 20	19
	50062295	EMN-0 25	19
	50062296	EMN-0 32	19
	50062297	EMN-0 40	19
	50062298	EMN-0 50	19
	50062299	EMN-0 63	19
	50062770	FD 12	38
	50062771	FD 16	38
	50062772	FD 20	38
	50062773	FD 25	38
	50062774	FD 32	38
	50062775	FD 40	38
	50062776	FD 50	38
	50062891	FD 12	38
	50062892	FD 16	38
	50062893	FD 20	38
	50062894	FD 25	38
	50062895	FD 32	38
	50062896	FD 40	38
	50062897	FD 50	38
	50065500	OSNJ A2F-16a	119
	50065501	OSNJ A2F-16b	119
	50065502	OSNJ A2F-20a	119
	50065503	OSNJ A2F-20b	119
	50065504	OSNJ A2F-25a	119
	50065505	OSNJ A2F-25b	119
	50065506	OSNJ A2F-32a	119
	50065507	OSNJ A2F-32b	119
	50065508	OSNJ A2F-40a	119
	50065509	OSNJ A2F-40b	119
	50065510	OSNJ A2F-50a	119
	50065511	OSNJ A2F-50b	119
	50065512	OSNJ A2F-63a	119

WISKA-No.	Type	Page
50065513	OSNJ A2F-63b	119
50065514	OSNJ A2F-63c	119
50065515	OSNJ A2F-75a	119
50065516	OSNJ A2F-75b	119
50065517	OSNJ A2F-75c	119
50065518	OSNJ A2F-75d	119
50065537	WEID.E1WF-16a	121
50065538	WEID.E1WF-16b	121
50065539	WEID.E1WF-20a	121
50065540	WEID.E1WF-20b	121
50065541	WEID.E1WF-25a	121
50065542	WEID.E1WF-25b	121
50065543	WEID.E1WF-32a	121
50065544	WEID.E1WF-32b	121
50065545	WEID.E1WF-40a	121
50065546	WEID.E1WF-40b	121
50065547	WEID.E1WF-50a	121
50065548	WEID.E1WF-50b	121
50065549	WEID.E1WF-63a	121
50065550	WEID.E1WF-63b	121
50065551	WEID.E1WF-63c	121
50065552	WEID.E1WF-75a	121
50065553	WEID.E1WF-75b	121
50065554	WEID.E1WF-75c	121
50065555	WEID.E1WF-75d	121
50065574	WEID.E1XF-16a	120
50065575	WEID.E1XF-20a	120
50065576	WEID.E1XF-20b	120
50065577	WEID.E1XF-25a	120
50065578	WEID.E1XF-25b	120
50065579	WEID.E1XF-32a	120
50065580	WEID.E1XF-32b	120
50065581	WEID.E1XF-40a	120
50065582	WEID.E1XF-40b	120
50065583	WEID.E1XF-50a	120
50065584	WEID.E1XF-50b	120
50065585	WEID.E1XF-63a	120
50065586	WEID.E1XF-63b	120
50065587	WEID.E1XF-63c	120
50065588	WEID.E1XF-75a	120
50065589	WEID.E1XF-75b	120
50065590	WEID.E1XF-75c	120
50065591	WEID.E1XF-75d	120
50065610	OSSP-R 16	122
50065611	OSSP-R 20	122
50065612	OSSP-R 25	122
50065613	OSSP-R 32	122
50065614	OSSP-R 40	122
50065615	OSSP-R 50	122
50065616	OSSP-R 63	122
50065617	OSSP-R 75	122
50065626	OSSH-A16	126
50065627	OSSH-A20	126
50065628	OSSH-A25	126
50065629	OSSH-A32	126
50065630	OSSH-A40	126
50065631	OSSH-A50	126
50065632	OSSH-A63	126
50065633	OSSH-A75	126
50065634	OSET 16	125
50065635	OSET 20	125
50065636	OSET 25	125
50065637	OSET 32	125
50065638	OSET 40	125
50065639	OSET 50	125
50065640	OSET 63	125
50065641	OSET 75	125
50065642	OSSH-B16	126
50065643	OSSH-B20	126
50065644	OSSH-B25	126

WISKA-No.	Type	Page
50065645	OSSH-B32	126
50065646	OSSH-B40	126
50065647	OSSH-B50	126
50065648	OSSH-B63	126
50065649	OSSH-B75	126
50065650	OSRA 20-16	123
50065651	OSRA 25-16	123
50065652	OSRA 25-20	123
50065653	OSRA 32-16	123
50065654	OSRA 32-20	123
50065655	OSRA 32-25	123
50065656	OSRA 40-20	123
50065657	OSRA 40-25	123
50065658	OSRA 40-32	123
50065659	OSRA 50-25	123
50065660	OSRA 50-32	123
50065661	OSRA 50-40	123
50065662	OSRA 63-32	123
50065663	OSRA 63-40	123
50065664	OSRA 63-50	123
50065665	OSRA 75-40	123
50065666	OSRA 75-50	123
50065667	OSRA 75-63	123
50065686	OSAJ 16/20	124
50065687	OSAJ 16/25	124
50065688	OSAJ 20/25	124
50065689	OSAJ 16/32	124
50065690	OSAJ 20/32	124
50065691	OSAJ 25/32	124
50065692	OSAJ 20/40	124
50065693	OSAJ 25/40	124
50065694	OSAJ 32/40	124
50065695	OSAJ 25/50	124
50065696	OSAJ 32/50	124
50065697	OSAJ 40/50	124
50065698	OSAJ 32/63	124
50065699	OSAJ 40/63	124
50065700	OSAJ 50/63	124
50065701	OSAJ 40/75	124
50065702	OSAJ 50/75	124
50065703	OSAJ 63/75	124
50080076	SBK 18	69
50080077	SBK 24	69
50080078	SBK 30	69
50080079	SBK 36	69
50080080	SBK 45	69
50080081	SBK 56	69
50080082	SBK 72	69
50080085	SBL 16	69
50080086	SBL 18	69
50080087	SBL 24	69
50080088	SBL 30	69
50080089	SBL 36	69
50080090	SBL 45	69
50080091	SBL 56	69
50080092	SBL 72	69
50080093	SBL 80	69
50080095	SBL 105	69
50080096	EE-VG 18-09	72
50080097	EE-VG 18-10	72
50080098	EE-VG 24-09	72
50080099	EE-VG 24-10	72
50080100	EE-VG 24-13	72
50080101	EE-VG 30-15	72
50080102	EE-VG 30-16	72
50080103	EE-VG 30-17	72
50080104	EE-VG 36-19	72
50080105	EE-VG 36-21	72
50080106	EE-VG 45-23	72
50080107	EE-VG 45-27	72

POLYAMIDE
POLYAMIDE ACCESSORIES
MEMBRANE
BRASS
BRASS ACCESSORIES
MARITIME
STAINLESS STEEL
EMC
EX E / I
EX D
VENTING
BS 6121
SEALINGS, TOOLS
JUNCTION BOXES
TECHNICS
INDEX

Index by WISKA-No.

	WISKA-No.	Type	Page
	50080108	EE-VG 56-30	72
	50080109	EE-VG 56-33	72
	50080110	EE-VG 56-36	72
	50080111	EE-VG 72-45	72
	50080112	EE-VG 72-48	72
POLYAMIDE	50080768	EE 56-39	89
	50080954	EE 72-49	89
POLYAMIDE ACCESSORIES	50080955	EE 72-44	89
	50080958	EE 18-07	89
MEMBRANE	50080960	EE 24-07	89
	50080962	EE 24-10	89
BRASS	50080963	EE 24-13	89
	50080964	EE 24-14	89
BRASS ACCESSORIES	50080967	EE 36-20	89
	50080969	EE 36-24	89
MARTIME	50081406	EE 56-35	89
	50081407	EE 45-30	89
STAINLESS STEEL	50081592	EE 45-27	89
	50081743	EE 30-18	89
EMC	50082100	EE-VG 16-08	72
	50082650	EE 80-62*	89
EX E / I	50084648	EE 16-06	89
	50084649	EE 18-06	89
EX D	50084650	EE 24-06	89
	50084651	EE 24-08	89
VENTING	50084652	EE 30-16	89
	50084653	EE 36-22	89
BS 6121	50084654	EE 105-72*	89
	50084655	EE 105-77*	89
SEALINGS TOOLS	50084670	VSM 40*	71
	50084671	VSM 45	71
JUNCTION BOXES	50084672	VSM 50*	71
	50084673	VSM 56	71
TECHNICS	50084674	VSM 63*	71
	50084675	VSM 72	71
INDEX	50084676	VSM 75*	71
	50084677	VSM 80*	71
	50084678	VSM 105*	71
	50084870	VSM 16	71
	50084871	VSM 20*	71
	50084872	VSM 25*	71
	50084873	VSM 32*	71
	50084874	VSM 36	71
	50084875	VSM 18	71
	50084876	VSM 24	71
	50084877	VSM 30	71
	50085650	EE 18-09*	89
	50085652	EE 16-07*	89
	50085654	EE 24-16*	89
	50085655	EE 30-20*	89
	50085656	EE 36-26*	89
	50085657	EE 45-33*	89
	50085658	EE 56-45*	89
	50085659	EE 72-58	89
	50085887	EE 12-05*	89
	50086205	EE-VG 16-06	72
	50086206	EE-VG 16-07	72
	50086207	EE-VG 18-07	72
	50086208	EE-VG 18-08	72
	50086209	EE-VG 24-07	72
	50086210	EE-VG 24-08	72
	50086211	EE-VG 30-13	72
	50086212	EE-VG 36-17	72
	50086213	EE-VG 56-27	72

	WISKA-No.	Type	Page
	50086214	EE-VG 72-36	72
	50086215	EE-VG 72-41	72
	50101021	EE 10-03*	89
	50101022	EE 14-07*	89
	50101023	EE 22-14*	89
	50101655	E1W 20S Pack	142
	50101656	E1W 20 Pack	142
	50101657	E1W 25 Pack	142
	50101658	E1W 32 Pack	142
	50101659	E1W 40 Pack	142
	50101660	E1W 50 Pack	142
	50101661	E1W 50L Pack	142
	50101662	E1W 63S Pack	142
	50101663	E1W 63L Pack	142
	50101664	E1W 75S Pack	142
	50101665	E1W 75 Pack	142
	50101666	CXTP 20S Pack	143
	50101667	CXTP 20L Pack	143
	50101668	CXTP 25 Pack	143
	50101669	CXTP 32 Pack	143
	50101670	CXTP 40 Pack	143
	50101671	CXTP 50 Pack	143
	50101672	CXTP 63 Pack	143
	50101673	CW 20S Pack	141
	50101674	CW 20L Pack	141
	50101675	CW 25 Pack	141
	50101676	CW 32 Pack	141
	50101677	CW 40 Pack	141
	50101678	CW 50 Pack	141
	50101679	CW 63 Pack	141
	50101680	CWP 20SS Pack	141
	50101681	CWP 20S Pack	141
	50101682	CWP 20 Pack	141
	50101683	CWP 25 Pack	141
	50101684	CWP 32 Pack	141
	50101685	CWP 40 Pack	141
	50101686	CWP 50S Pack	141
	50101687	CWP 50 Pack	141
	50101688	CWP 63S Pack	141
	50101689	CWP 63 Pack	141
	50101690	CWP 75S Pack	141
	50101691	CWP 75 Pack	141
	50101692	CWP 90 Pack	141
	50101693	BW 20S Pack	140
	50101694	BW 20L Pack	140
	50101695	BW 25 Pack	140
	50101696	BW 32 Pack	140
	50101697	BW 40 Pack	140
	50101698	BW 50 Pack	140
	50101699	BW 63 Pack	140
	50101700	BW 75 Pack	140
	50101701	BWP 20S Pack	140
	50101702	BWP 20 Pack	140
	50101703	BWP 25 Pack	140
	50101704	BWP 32 Pack	140
	50101705	BWP 40 Pack	140
	50101706	BWP 50S Pack	140
	50101707	BWP 50 Pack	140
	50101708	BWP 63S Pack	140
	50101709	BWP 63 Pack	140
	50101710	BWP 75S Pack	140
	50101711	BWP 75 Pack	140
	50101712	BWP 90 Pack	140
	50103247	WEID.E1XF-16b	120

Please find our General Terms and Conditions on www.wiska.com/gtc; alternatively we will be happy to send you a hardcopy on request.

The WISKA range of products



WISKA CCTV: Maritime Camera Surveillance

Digital CCTV technology

Safety and Security Systems

ISPS-Solutions



Maritime Lighting & Electrical Equipment

Searchlights and Signalling Searchlights

Pan and tilt units

Floodlights and lighting fixtures

Installation material of plastic, aluminium, brass and stainless steel

- HNA material
- Junction boxes, Switches, Sockets

EX Lighting

EX Junction Boxes, EX Switches, EX Sockets

Reefer Container Sockets

CEE devices



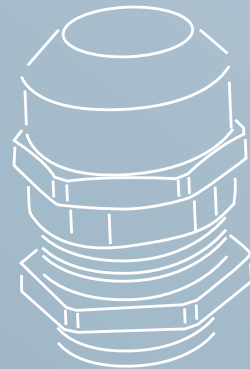
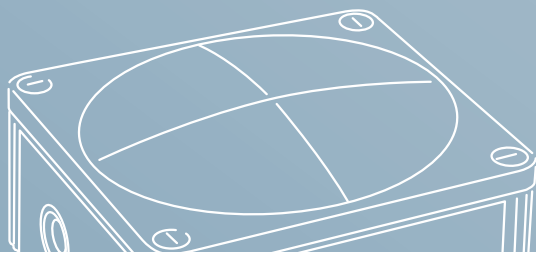
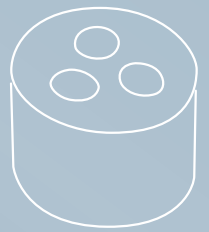
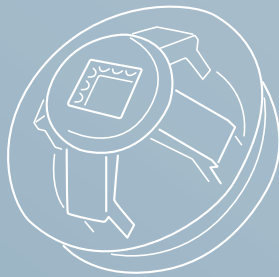

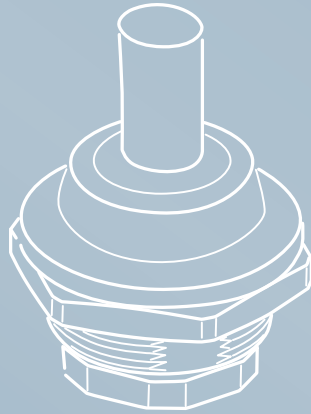
Cable Glands & Accessories

Standard glands/accessories

Special glands (EMC, EX, Pressure compensation, Hygienic Design)/accessories

Maritime glands acc. to DIN 89280

Boxes



WISKA Hoppmann & Mulsow GmbH
Kisdorfer Weg 28
24568 Kaltenkirchen
Germany

☎ +49-4191-508-0
📠 +49-4191-508-129

contact@wiska.com
www.wiska.com

